


## For the furniture and kitchen industry

**ELCON**



The furniture and kitchen industry make high demands on the machines that are used for cutting panels: high quality of the cut finish and productivity, but also flexibility to adapt continuously to different sizes, ease of panel handling and of course the most effective dust extraction.


Elcon offer a machine that is developed specially for furniture and kitchen manufacturers, the MODULE. This model is equipped with two self-rigid carrying guidance modules for a very accurate saw movement and an outstanding cutting quality.

It is provided with the patented Limpio dustcollection system that offers the most effective dust extraction by collecting the dust on both sides of the panel, directly at the saw-blade.

This model is equipped with a heavy panel support and a large heavy stop with fine adjustment. For horizontal cutting the saw-unit is locked pneumatically and can be fine adjusted from working height. Plunging of the saw-blade is also pneumatic.

For the most comfortable operation, the electronic positioning module can be fit to the machine. Herewith it is possible to adjust the dimension for vertical cutting very simply, precise and without the need to walk to and fro.





## Machine characteristics

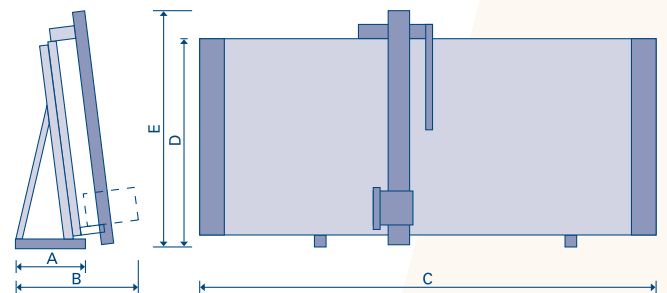
- Heavy, self-rigid carrying guidance modules
- Free adjustable length of saw-course
- Patented Limpio dustcollection system, emission less than 0.5 mg/m3
- Pneumatic locking of saw-unit at working height, with fine adjustment
- Pneumatic plunging of saw-unit
- Robust, fine-adjustable measuring stop
- Double bearing bottom rollers, with pneumatic panelclamp and panel turn over possibility.
- Precision within DIN 875/1 (0.1 mm.)
- Failure diagnoses
- Repeat stop for strip cutting
- Square stop extension
- Cutting depth 80 mm.

## Options

- Electric positioning module for vertical cutting
- Digital scale
- Motor 4 kW or 5.5 kW
- Programmable cutting of horizontal strips
- Automatic shifting grid
- Increased throughput-size for extra smooth backside-cut
- Square stop extension
- Scoring saw
- Advance clamping system for horizontal and vertical cutting to size in one course

Module	155	185	215
A	945 mm	945 mm	945 mm
B	1860 mm	1860 mm	1860 mm
C	4510 mm	4510 mm	5510 mm
D	1980 mm	2280 mm	2580 mm
E	2325 mm	2625mm	2925 mm
Kg	725	775	945

When cutting horizontally in highest position: +160mm  
Extra room at right side: + 300 mm



TECHNICAL DATA	155	185	215
Maximum cutting length	3300 mm	3300 mm	4300 mm
Maximum cutting height	1550 mm	1850 mm	2150 mm
Maximum cutting depth	80 mm	80 mm	80 mm
Motor	3 kW	3 kW	3 kW
Speed of saw-blade	4200 rpm	4200 rpm	4200 rpm
Diameter saw-blade	300 mm	300 mm	300 mm

For your nearest dealer, please contact:

**Machinefabriek Elcon BV** PO Box 72, 2450 AB Leimuiden, Holland  
Waaier 2, 2451 VV Leimuiden, Holland  
t +31(0)172 50 88 91 f +31(0)172 50 78 92  
e info@elcon.nl i www.elcon.nl

Elcon is continuously working on developing and perfecting its product range, which may result in changes to product specifications without prior notice.

