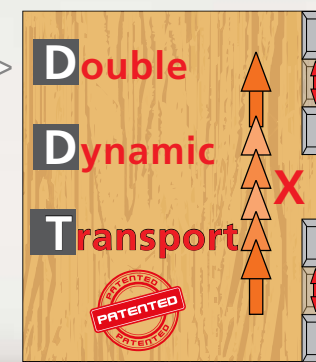




Point K2



 Point K2

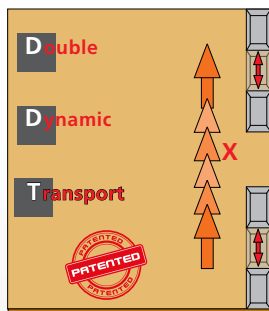
Vitap.com

Point K2




STANDARD

- Electrospindle for vertical routing with ISO 30 rapid tool changer.



STANDARD

- Monitor 19" + PC .



STANDARD

- New head, all tools are on the same axis to guarantee greater precision.

STANDARD

- Independent vertical spindles n°9
- Horizontal spindles on axis X (2+2)
- Horizontal spindles on axis Y (1+1)
- N°1 Saw blade unit for grooving
- N°1 Router head




STANDARD

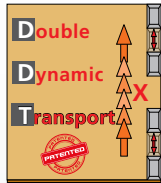
- Easy, fast and accurate pneumatic side pusher.

STANDARD

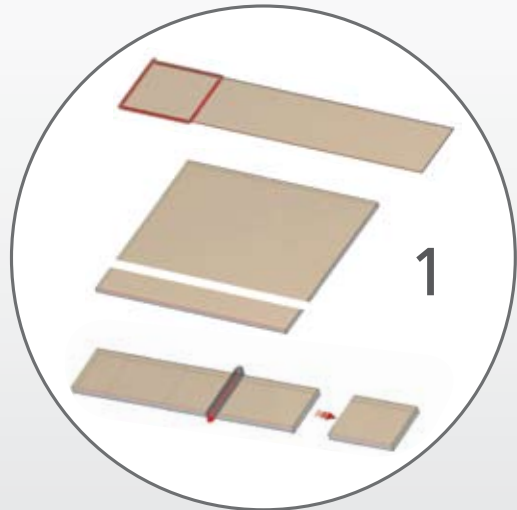
- Patented **D-D-T** Revolutionary panel movement seamlessly by n.2 clamps "SAVE TIME". Maximum panel locking.




Point K2



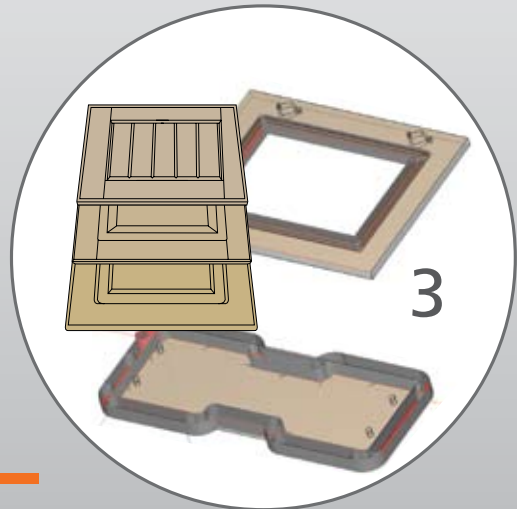
A compact CNC machine that can achieve the following functions.



• Optimize panel cutting in X and Y.

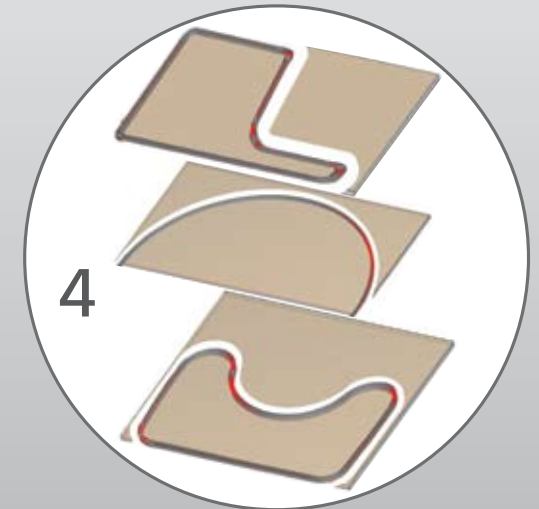


• Drilling operations on 5 sides + grooving operation on X axis.



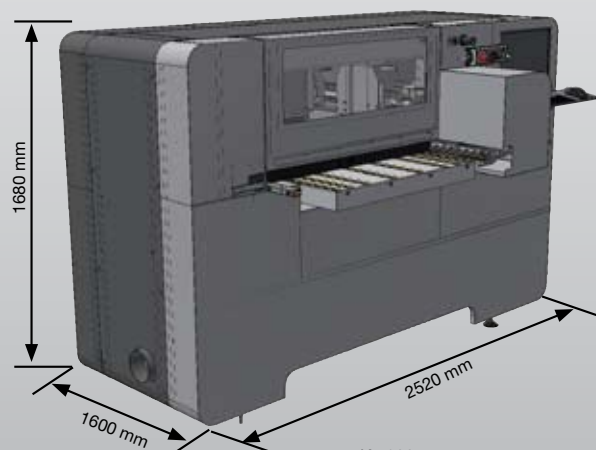
• Routering operation.

• Router shape cutting.

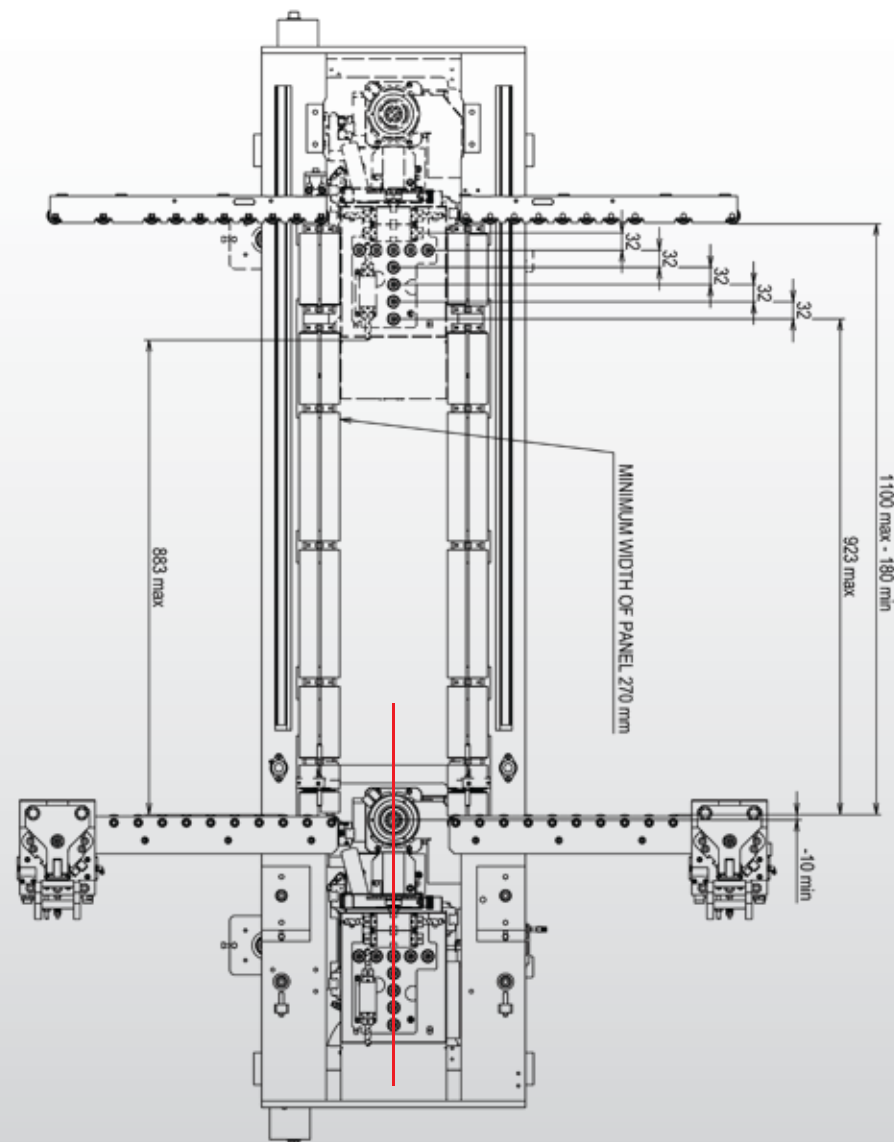


TECHNICAL DATA (standard)

| | |
|---|---------------------------------|
| Number of vertical independent spindles: | 9 |
| Number of horizontal spindles on axis X : | (2+2) |
| Number of horizontal spindle on axis Y: | (1+1) |
| N° 1 saw blade unit: | (ø 100 mm) |
| Router head | 3,6 Kw ISO 30 - 12000/24000 rpm |
| Max. thickness of the panel: | 50 mm |
| Control: | Full Parametric |
| Max weight of the panel: | Kg 25 |
| Max panel size: | X ∞, Y 1100, Z 50 mm |
| Min panel size: | X 270, Y 150 (70 op.), Z 12mm |
| Number of controlled axes: | 3 |
| Panel feeding speed: | 25m/min |
| Spindles speed rotation: | 3600 rpm |
| Saw blade speed rotation: | 7000 rpm |
| Air pressure: | 7 bar |
| Diameter of the dust extraction: | ø 140 mm |
| Exhaust air consumption: | (2000 mc/ora) - (30 m/s) |
| Max drilling depth in horiz. on X and Y axis: | 30 mm |
| Max drilling depth in vertical: | 45 mm |
| Max horizontal diameter of the tools: | 12 mm |
| Max vertical diameter of the tools: | 35 mm |
| Motor power: | 1,5 kw |
| Max air consumption: | 60 Nlt./min. |
| Total power : | 6,4 Kw |
| Size: | 2520x1600x1680 mm |
| Weight: | kg 900 |
| CE Standards | |



Kg 900



Options



- Bar code reader.



- Software for set up from office.




- Min. panel width 70 mm.




- Frontal and rear rollers.

A compact CNC machine that can achieve the following functions:

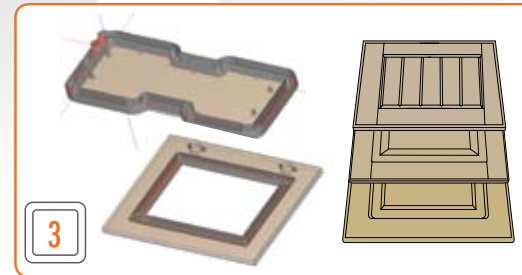
Optimize panel cutting



Drill holes in 5 directions & perform grooving operations



Squaring & routing operations



Routing & cutting shaped parts



All these operations can be achieved without the need to reset the parts hold-down systems, resulting in zero set up time.

- The Point K2 is especially designed for custom furniture manufacturers and also for flexible high production.
- The main difference of the Point K2 from other similar compact CNC machines is that grooving operations can be carried out without any set up time. This is due to the unique **D-D-T** (Double-Dynamic-Transport system).
- This **D-D-T** system allows the operator to utilize two clamps for seamless operation. In addition, the optimization of panel cutting allows results very similar to those obtained with a conventional nesting router.

“From an environmental standpoint, since the K2 does not require a vacuum pump, there are great savings in terms of energy, space requirements, and maintenance.

The Point K2 is also more “friendly” to the custom cabinet manufacturer, because smaller batches of material can be used as opposed to full sheets as in “nesting”, which helps eliminate waste.

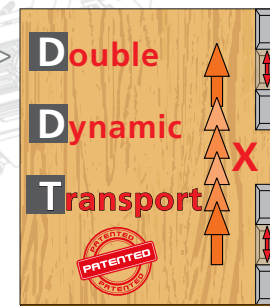
One other advantage for the small to medium size shops is that the Point K2 eliminates the need to utilize a saw to cut in the shop. Eliminating the need of having to build fixtures to block the parts to be machined is also a great help to the manufacturer.

If the need to change part dimensions arises, the Point K2 offers advantages to large companies as well – advantages in the form of high productivity and reliability. All with limited space requirements and without requiring highly-specialized and expensive personnel.”

Point K2 Jobs Catalogue



The new revolutionary working center
for cutting, drilling, grooving, routing

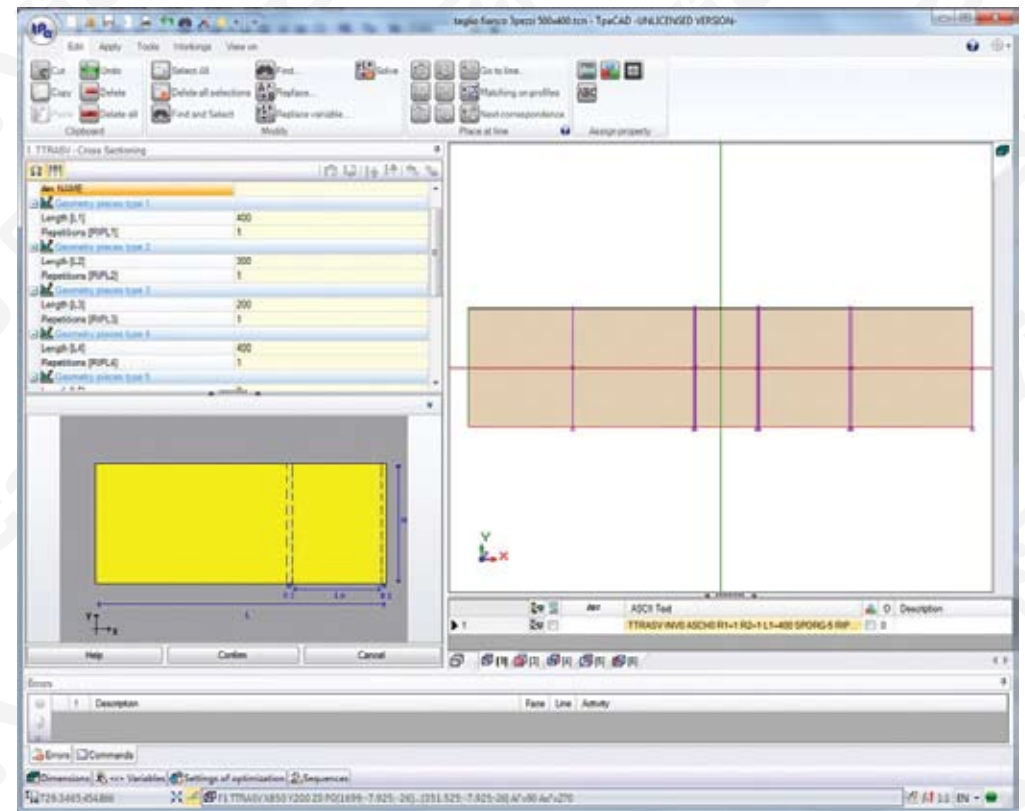
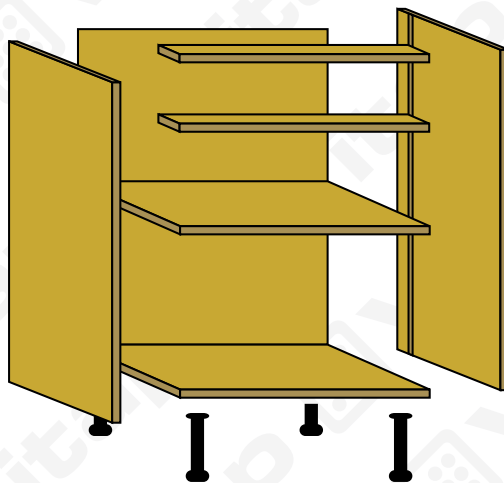
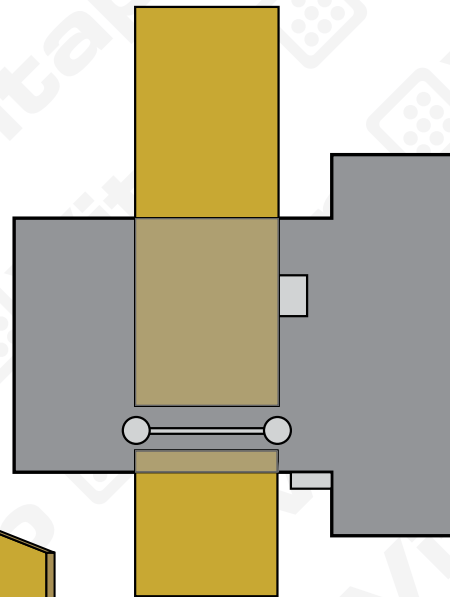
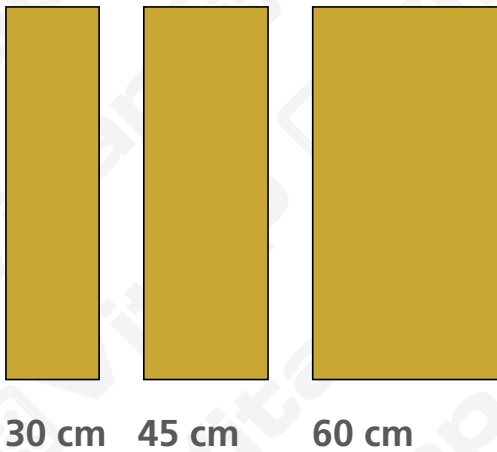


Point K2

Piece cut from a bar



The organization with bars allows , together an optimized cut software, to keep minimal stock of raw material and quckly work J.I.T. (just in time). The cutter with the router allows, by the way, to square perfectly, two sides of the piece.

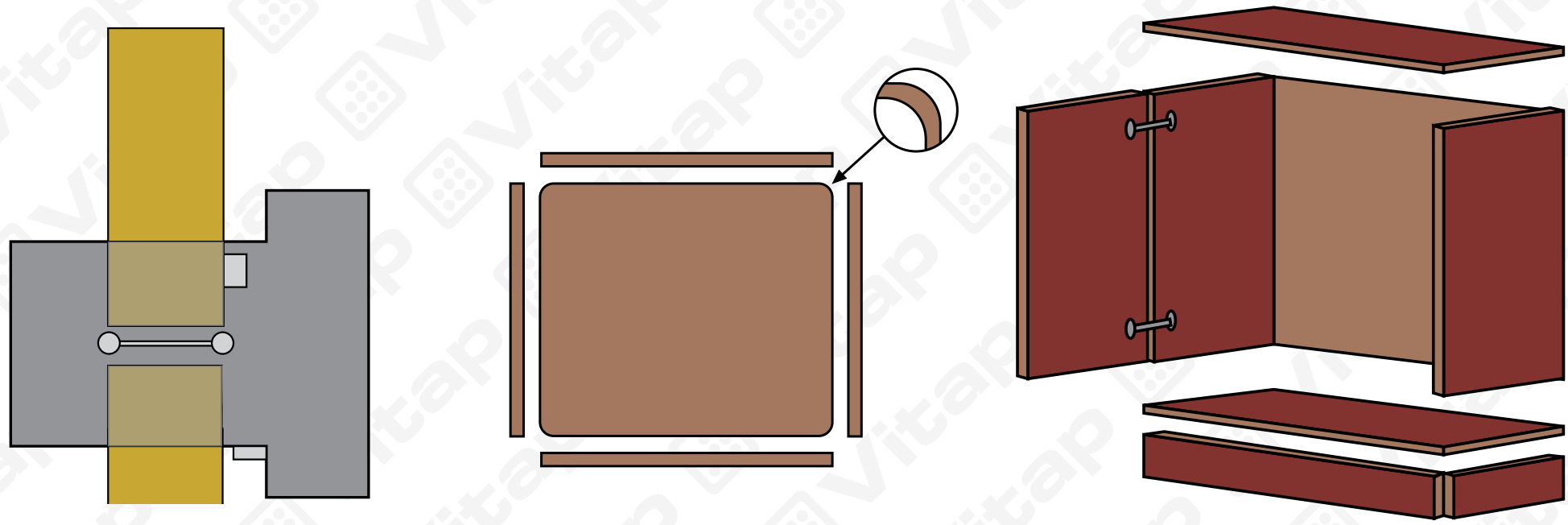


Point K2

Low thickness boards cut for:
drawers bottoms and back of cabinets



Point K2 can cut and shape piece with a thickness as minimum as 4 mms for drawers bottoms and back of cabinets.

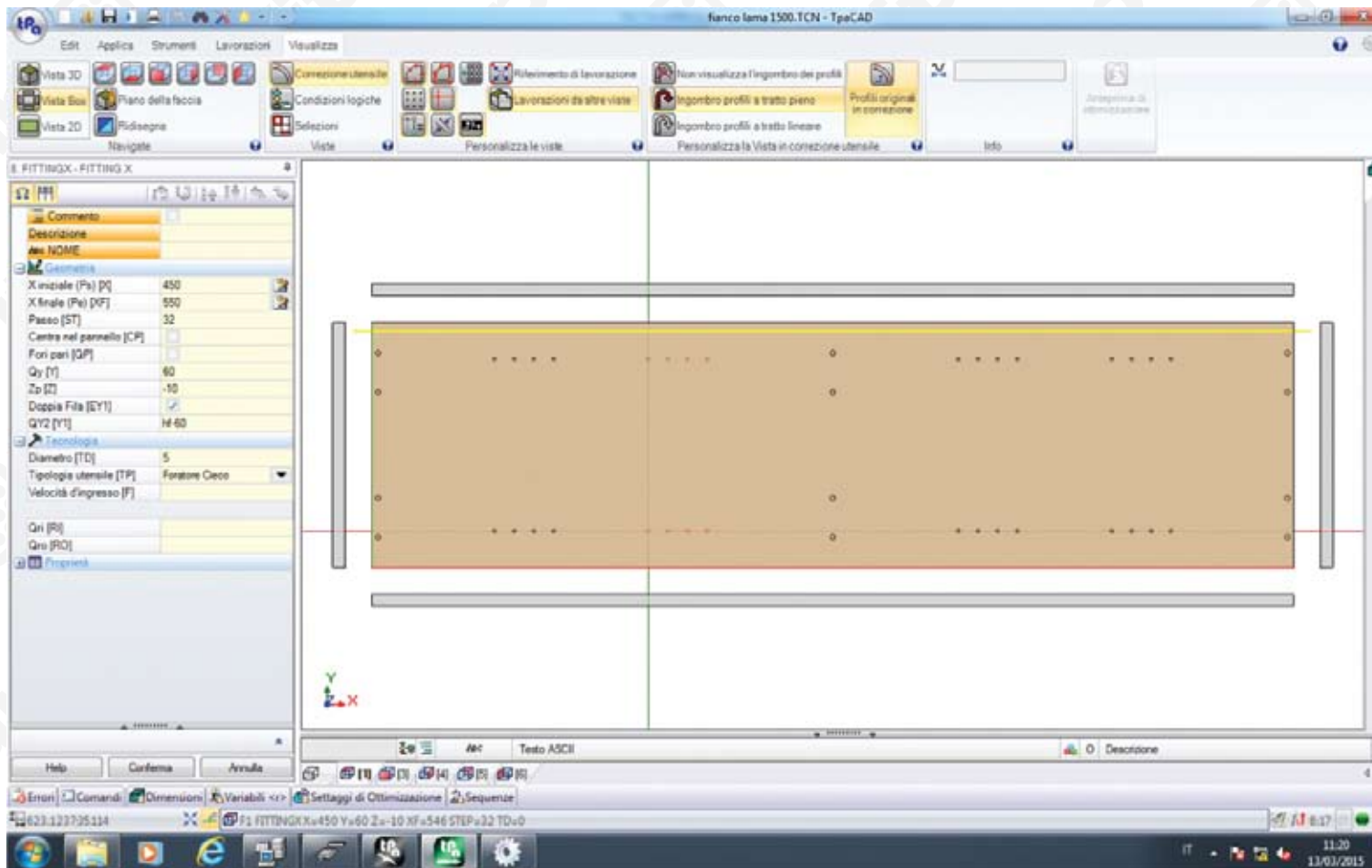


Point K2

Drilling and squaring side boards



Side board 1500x500x19 mms. With groove
Working time 25" seconds (with 4 sides squaring 1' minute 10" seconds)



Point K2

Drilling and squaring side boards



Side board 500x400x19 mms. With groove
Working time 15" seconds (with 4 sides squaring 40" seconds)

The screenshot shows the TpaEdi32 software interface. The main window displays a 3D model of a rectangular side board with a grid of points indicating the drilling locations. The left sidebar contains a tree view with the following sections:

- HOLE - DRILLING**
 - NAME
 - Description
 - Comment
 - Geometry
 - Relative [EG]
 - Qx [X] 10
 - Qy [Y] 32
 - Qz [Z] -10
 - Technology
 - Diameter [TD] 8
 - Tool [T]
 - Tool typology [TP] Blind bore drill
 - Entry speed [F]
 - Qn [R]
 - Qns [RD]
 - Property

At the bottom of the interface, there is a table listing the operations:

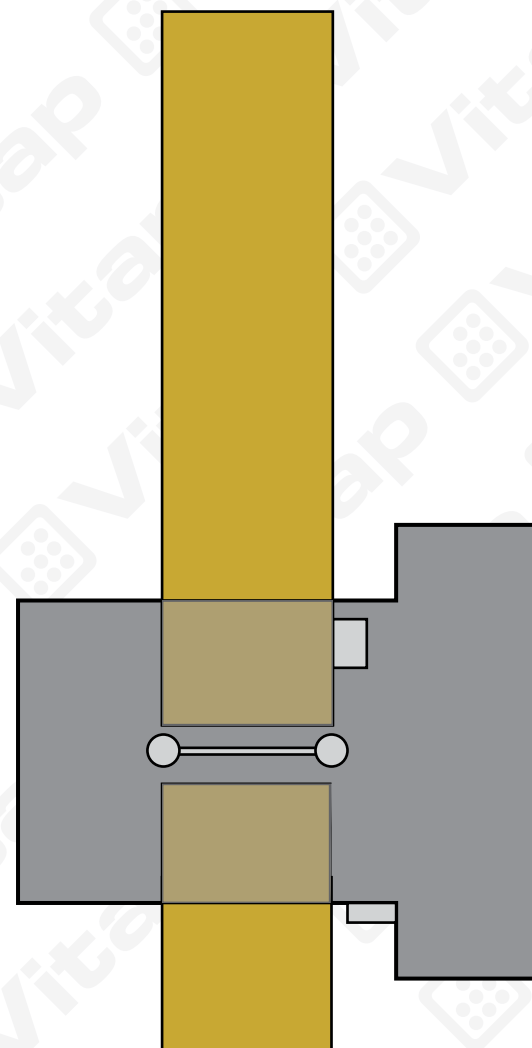

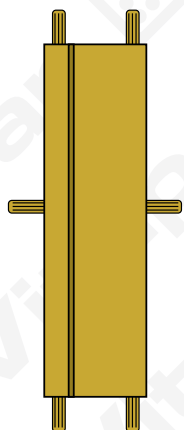
| | | ASCII format | CP | Att | Description |
|---|--|-------------------------------------|----|-----|-------------|
| 1 | | HOLE EGO X10 Y32 Z-10 TD8 TP0 | 0 | | |
| 2 | | HOLE EGO X10 Y2 (M/2) 32 Z-10 TD8 | 0 | | |
| 3 | | HOLE EGO X2 (M/2) 10 Y32 Z-10 TD8 | 0 | | |
| 4 | | FITTING X128 X F352 S132 CP0 DP | 0 | | |
| 5 | | HOLE EGO X2 (M/2) 10 Y2 (M/2) 32 Z- | 0 | | |
| 6 | | BLADE X500 X F0 Y M7 Z-4 SLO CO | 0 | | |

Point K2

Rails cut and process



Strips or bars stock

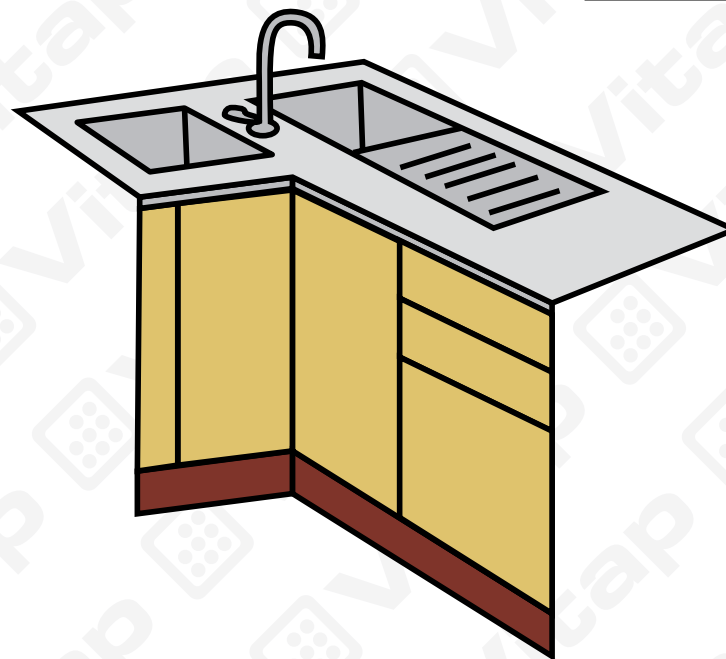
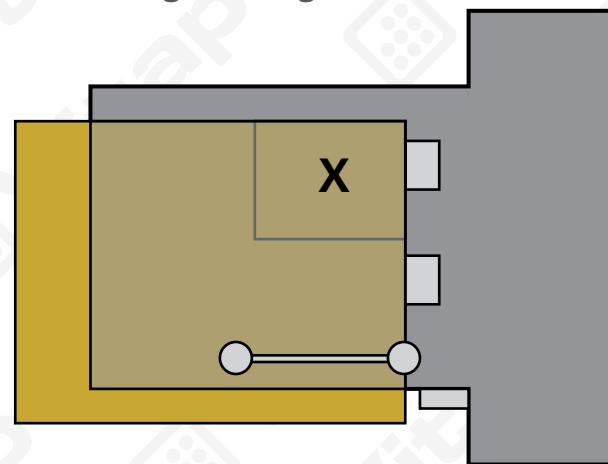
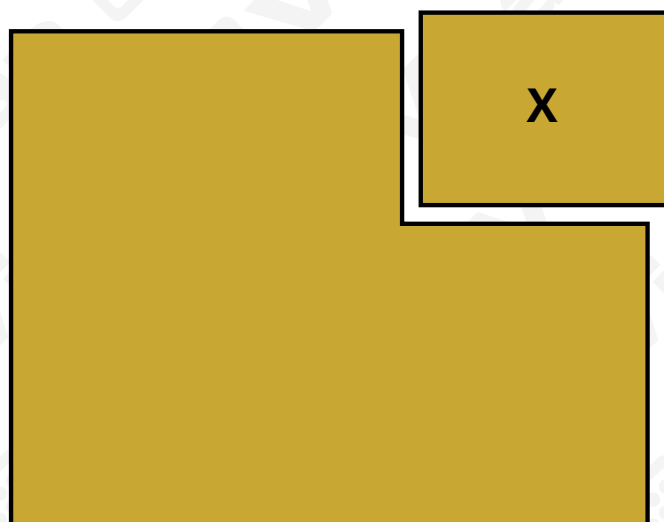


Point K2

Angle pieces shaping and drilling

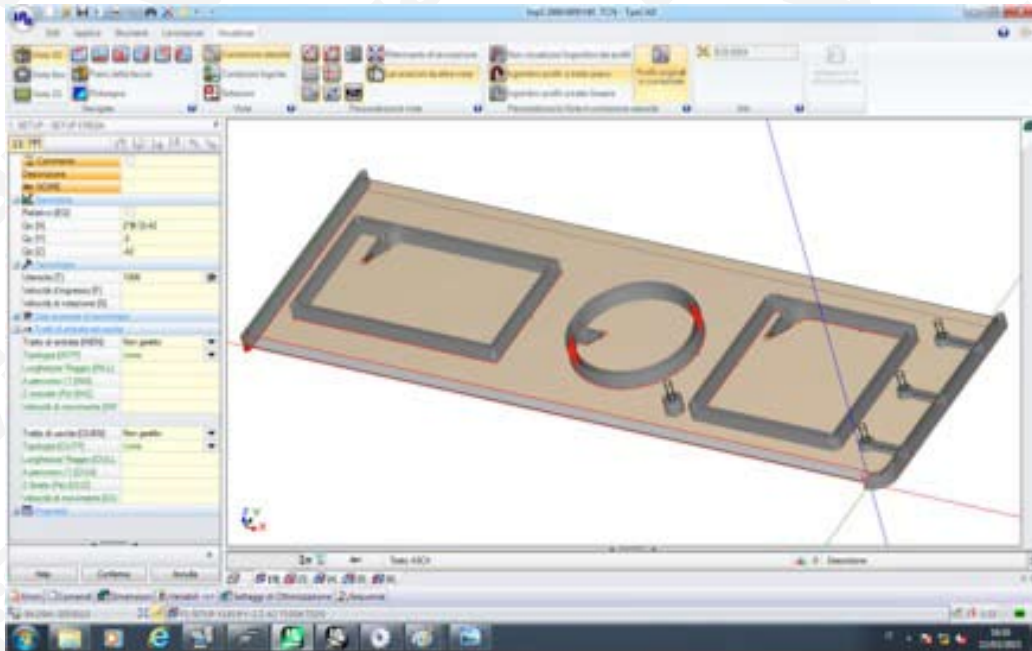


Working time 1' 20" including drilling



Point K2

Cut from the bar and shaping of work tops



- Cut from a bar of max thickness 40mms.
- Front squaring
- 3 excentric lodging
- 3 big cuts out
- 1 hole big dimension

Total time for the whole process 4' 20"

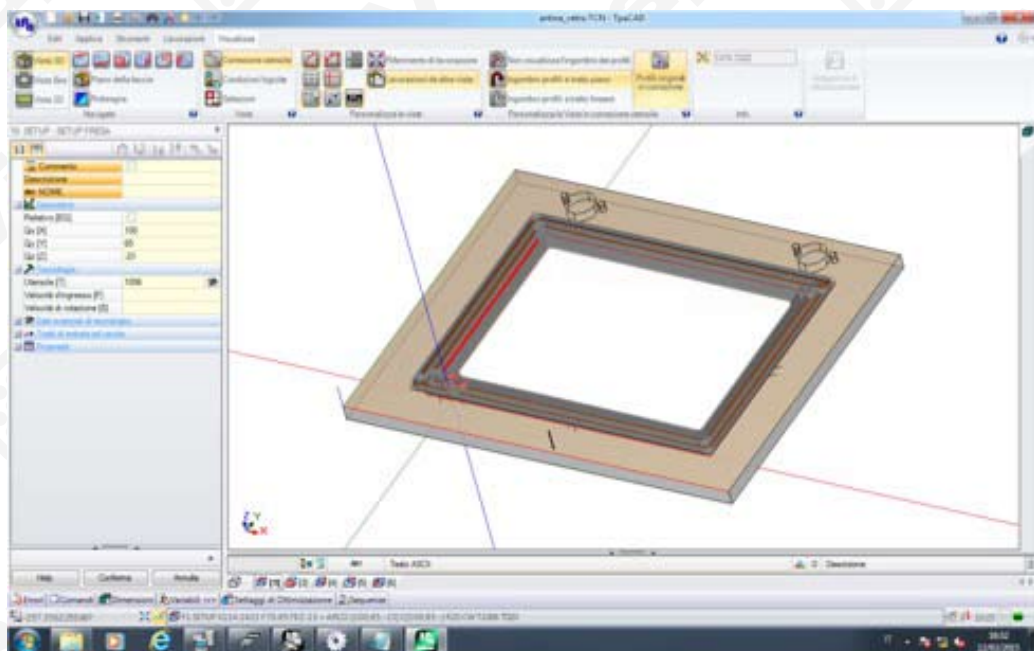


Point K2

Glass doors



Cut from the bar, 4 sides squaring, hinges holes, hole for the knob, glass lodging, cut out.
Working time for the whole process 2'

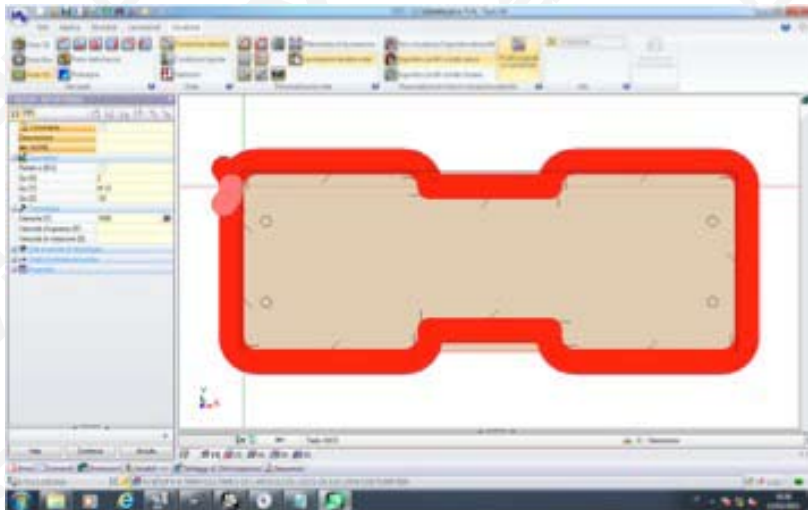


Point K2

Cut, drill, shape of drawers front



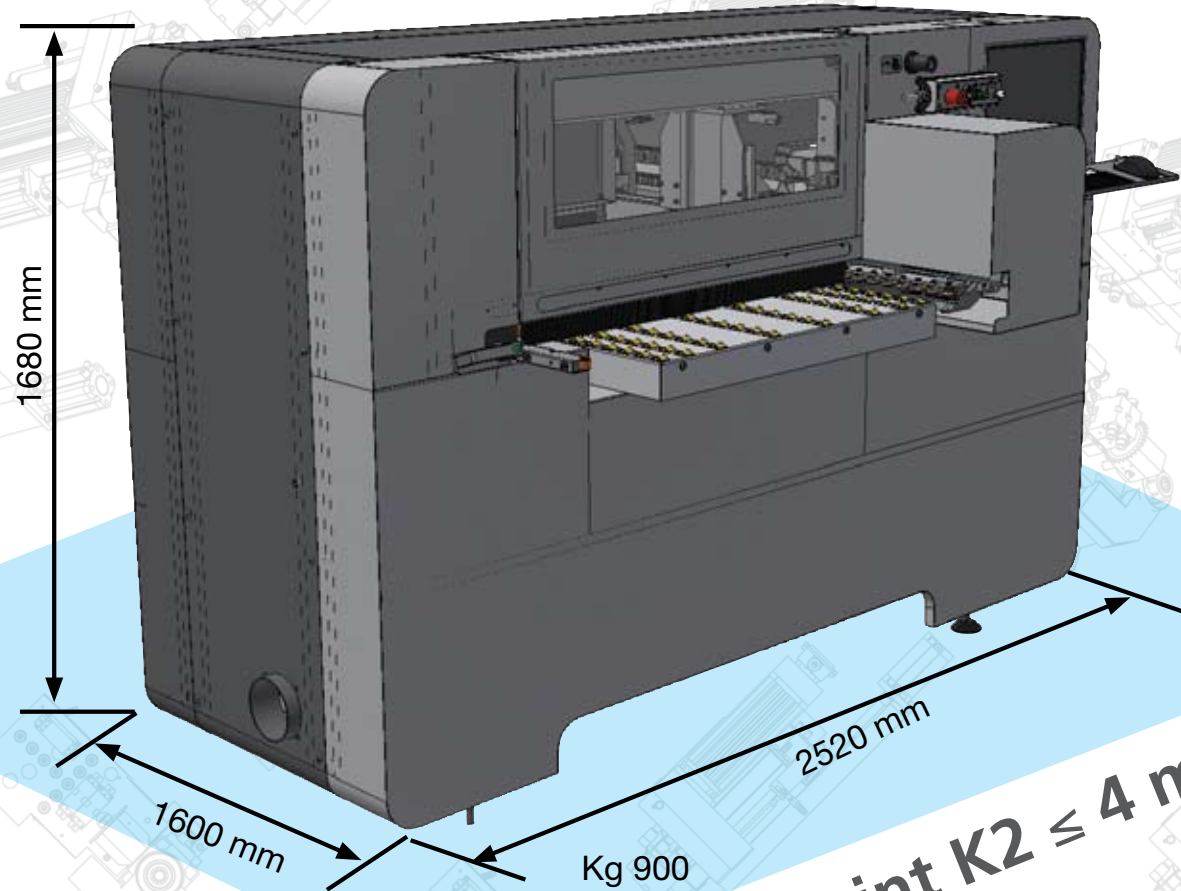
One only operation including bar cut: 1' 25"



Point K2 advantages against traditional CNC router and NESTING machines



Point K2 advantages against traditional CNC router and NESTING machines

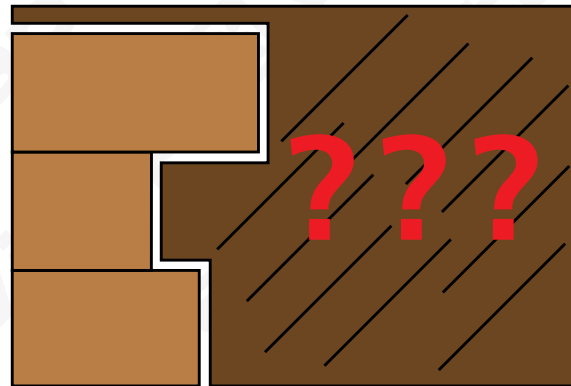


Point K2 $\leq 4 \text{ m}^2$

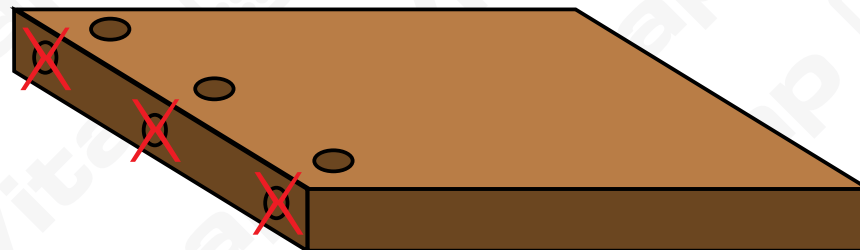
Point K2 advantages against traditional CNC router and NESTING machines

Disadvantages of Nesting

- 1) With nesting, the panels must be loaded and utilized completely, as you cannot continue to utilize parts that have already been cut. This is a problem for companies that do small production and custom work.



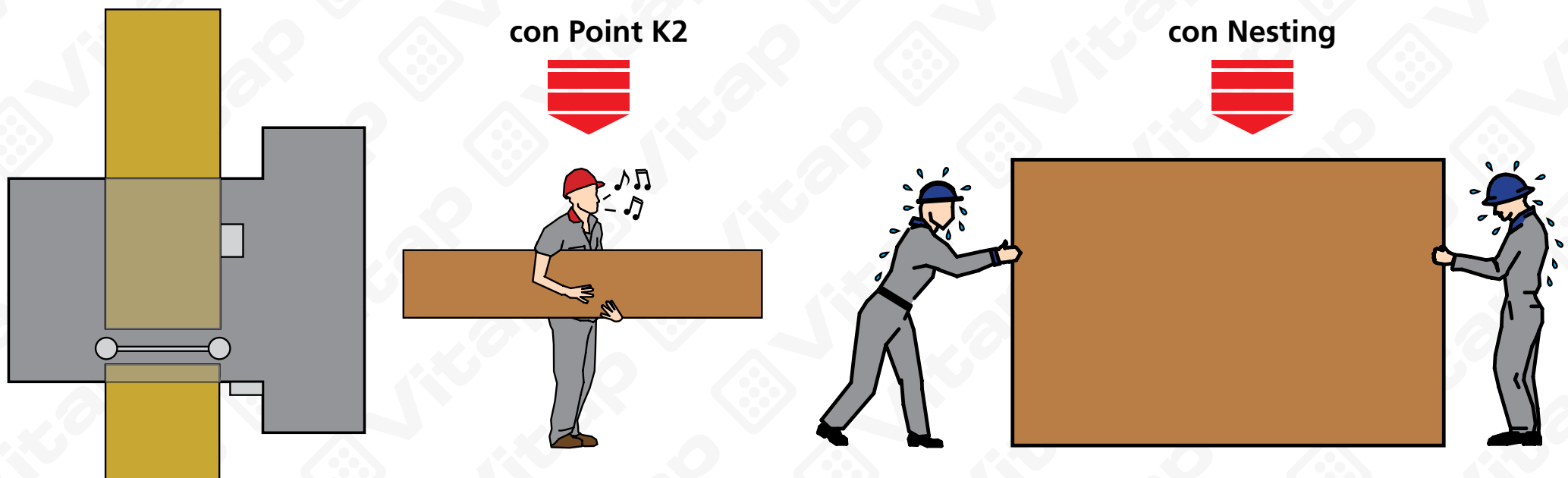
- 2) Nesting machines typically do not drill horizontally for dowels or other connecting systems. This means that parts have to be moved to a separate machine, like a horizontal drill or a drill and dowel inserting machine.



Point K2 advantages against traditional CNC router and NESTING machines

Advantages of Point K2

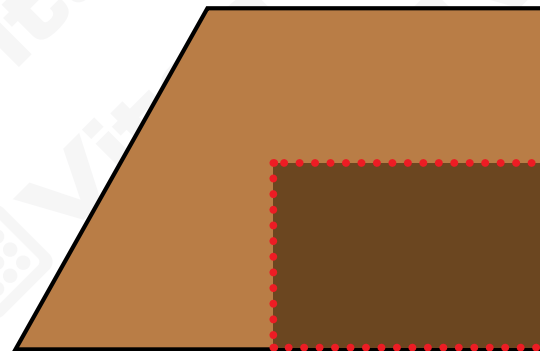
- 1) Precut parts are much more easily moved within the shop or factory than complete sheets. They can easily be moved and put into storage by just one person.
- 2) A precut part can be utilized partially and put back into storage once finished.
- 3) It is also possible to purchase precut parts to avoid having to use saws or panel saws.



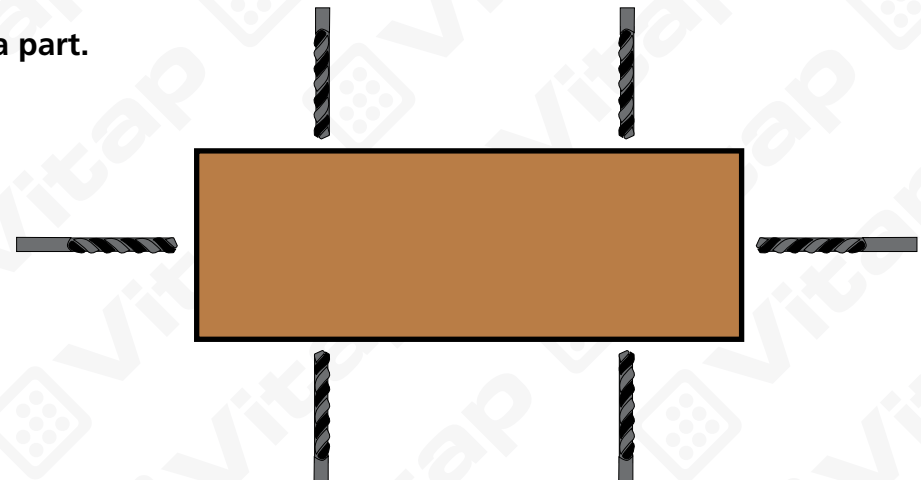
Point K2 advantages against traditional CNC router and NESTING machines

In addition, the Point K2:

1) Can be utilized to cut or square leftover parts from other jobs.




2) Can drill not only vertically but also horizontally on all 4 sides of a part.



Point K2 advantages against traditional CNC router and NESTING machines

In addition, the Point K2:

- 3) Can rout and remove large portions of a panel if they have a size greater than 150mm in X-axis.



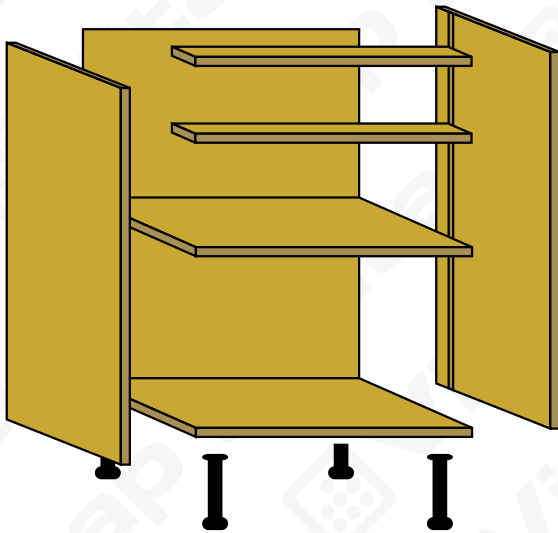
- 4) Does not require any set up when changing material thickness, only an easy 5" adjustment of the left side reference point (or aligner?).
- 5) Can machine parts from 4 mm to 50 mm in thickness, allowing the manufacturing of all components of a cabinet or a piece of furniture.



Point K2 advantages against traditional CNC router and NESTING machines

In addition, the Point K2:

- 6) The positioning of the two clamps on the x-axis (DDT – Double Dynamic Transport) allows the machining, grooving, and routing of long parts, without having to stop the machine and reapply the clamps or excluding the rest of the tooling during the operation.
- 7) Working with the 2 clamps without the use of a pushing mechanism allows the utilization of parts already machined and complete.



Point K2

In addition, the Point K2:

- 8) The Point K2 is specifically designed to manufacture kitchen counters and cabinets, libraries, bedroom sets, bathroom cabinetry, office furniture and other applications.



Point K2



9) Vitap machines are almost always designed to be used without expensive vacuum pumps or other costly devices, also to avoid additional and expensive electrical consumption.

