



GC 4+1

THROUGHFEED PLANERS AND PLANER MOULDERS



*The New
affordable
moulder*

THE NEW LOW-BUDGET PLANER MO FROM THE LEADING MANUFACTURER WOODWORKING MACHINERY



The new GC Planing and Moulding machines have been specially developed for the smaller manufacturer.

The low-budget GC machines are built to the same high standards of precision engineering as the larger more complex machines in the Wadkin range and offer many features which, until now, have only been available on more expensive models.

The performance of these small machines is outstanding, they provide top quality production up to a finished size of 220mmx120mm. And because of the compact design they can be installed in the smallest woodworking workshop.


Four models are available; the GC4 with short infeed table (a four head machine), the GC4 with 2 metre straightening table, the GC4+1 with short infeed table (a five head machine) and the GC4+1 with 2 metre straightening table.

The 5th head can be retrofitted to the GC4 in your workshop, converting it into a GC4+1, offering true flexibility.

High Quality – Value for Money

Maximum stability is assured from the robust cast iron construction giving a total weight of 2 tonnes – the GC machines really are built to last.

Rear of GC4+1 showing Cardan drive. (rear cover removed).



All GC models provide full moulding facilities and are fitted with individual motors to all cutting heads, providing the power to achieve a perfect finish.

The quality and versatility of these machines makes them unequalled value for money.

Ease of Operation


All adjustment controls are situated at the front of the machine for easy operation, electric rise and fall to beam, clutch for simultaneous top head adjustment, allows rapid setting. A safety cover with electric interlocks is included.

Technical Advice

Designed and manufactured in the U.K., by the leading manufacturer of woodworking machinery, all Wadkin machines are backed by a team of experienced technicians. Their help and advice is readily available on a worldwide basis to help you to select the most suitable machine for your needs and to ensure continuous production.

- Individual motors for all cutterheads
- Full Cardan drive to feedrolls
- 5th head can be retrofitted
- Close centre side heads giving accurate timber width and dimensional control
- Full moulding facility
- Edge Referencing System for perfect edge straightening
- Electric rise and fall to beam, clutch for simultaneous top head adjustment for rapid setting
- Feed rollers before 1st bottom head with independent rise and fall
- Minimal floor space required
- Individual independent rise and fall to outfeed rollers.

GC 4+1 showing serrated bridging plates between side heads.



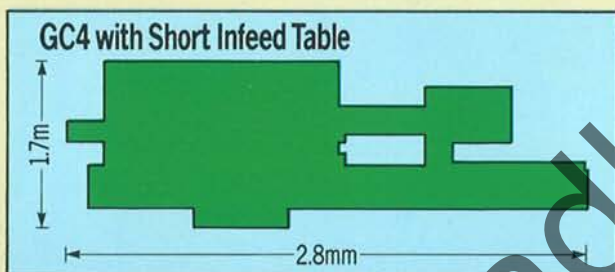
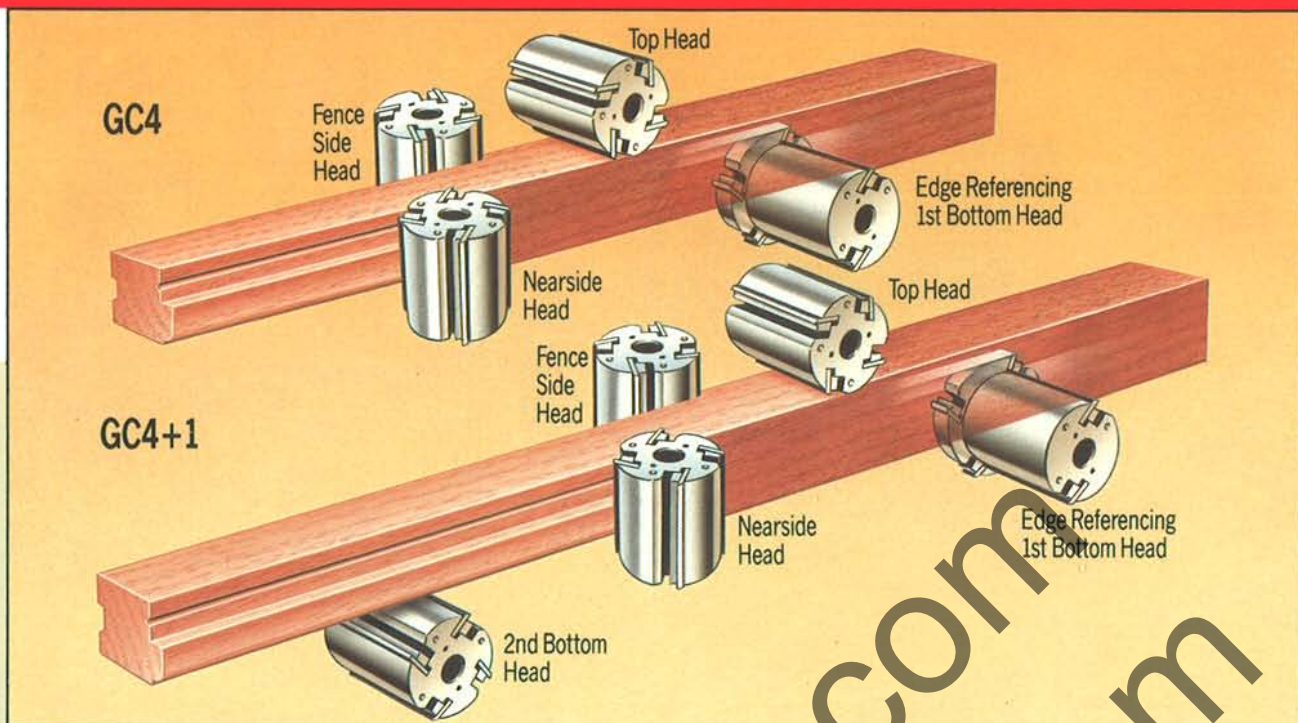
BUILDERS OF



The GC4+1 with
short infeed table



The GC4 with
straightening table



SPECIFICATIONS

GC4 and GC4+1

- | | | | |
|-----------------------------------|-------------|----------------------------------------|--------------|
| ● Maximum size of timber admitted | 230mmx130mm | ● Length of infeed straightening table | 2m |
| ● Maximum size of finished timber | 220mmx120mm | ● Machine bed height | 825mm |
| ● Infinitely variable feed speeds | 6-22 m/min | ● Maximum cut on bottom head | 10mm |
| ● Spindle diameter | 40mm | ● Maximum cut on fence side head | 10mm |
| ● Spindle speed | 6000 r.p.m. | ● Feed Motor | 1.5kW (2 hp) |

OPTIONAL FEATURES

Pneumatics loading to Feed Rolls in lieu of spring
 Manual Star Delta starting to any head
 Short Infeed Table including extra top driven Feed Roll and Idle Bed Roll

MOTOR POWERS

Bottom Head	5.5 kW (7.5 hp)
Top Head	7.5 kW (10 hp)
Fence Side Head	4 kW (5.5 hp)
Near Side Head	5.5 kW (7.5 hp)

To Convert to GC 4 + 1

2nd Bottom Head after side heads with extra
 Top Feed Roll 5.5 kW (7.5 hp) motor

As our policy is to constantly improve design, the details given in the leaflet are not to be regarded as binding.

Certain illustrations show guarding removed for clarity.



Wadkin Leicester

Green Lane Works,
 Leicester LE5 4PF,
 England.
 Telephone: 0533 769111
 Telex: 34646 Wadkin G
 Fax: 0533 742310

A Division of Wadkin plc
 Member of The Thomas Robinson Group plc

We know Woodworking!

Leaflet No. 1470/432
 Printed in England.