


# Wadkin IIDA MH Plus High Speed Production Moulder


# Wadkin IIDA MH Plus - Production Moulder




Individual motors and gearboxes provide drive for each feed roller




"Re-matic" jointers for remote operation



Outboard bearings on horizontal spindles for greater stability



Incorporating the Wadkin signature heavy duty push-feed works system, the moulder is capable of high-speed intensive production



Wadkin designed and built jointer system for ease of operation, allowing top quality surface finishing at high feed speed



An integrated close fitting safety cover ensures full CE capability with exceptional sound absorption


## The Wadkin IIDA MH Plus signals a new era in the design and manufacture of heavy duty production moulders.

Harnessing the key features from two of the world's leading moulder manufacturers, the MH Plus offers a cost effective solution for a customer looking for a high intensity production machine.

With the world renowned build quality of Wadkin, and the high specification design of Japanese market leaders IIDA, customers can be confident that this moulder will offer uncompromising performance. Built to last, and built to achieve a high quality finish at high production speeds, the MH Plus is unrivalled in the marketplace.

### Spindles

All spindles have two pairs of precision bearings of large diameter to ensure quality of finish. The spindle and the cutter face are machined in one operation to minimise any vibration.

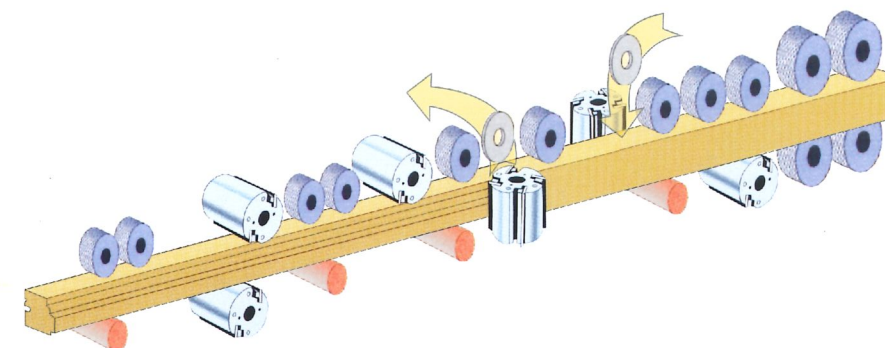


### Individual Motors and Gearboxes

Individual motors and gearboxes provide drive for each feed roller, ensuring a lifetime of positive feeding and eliminating potential for gearbox wear

### Cast Iron Construction

Full cast iron construction throughout, designed to ensure potential vibration is absorbed



### Modern High Specification Japanese Design

Incorporating the latest Japanese design the Wadkin IIDA incorporates the latest in moulder design and manufacture

### Electrical Components

International electrical components used throughout

## key benefits

- Cost effective high quality solution to high speed production needs
- High quality British built moulder with long life-span
- Incorporating Wadkin signature push-feed works
- Latest technological design
- Capable of production speeds of 60-80 metres/ minute
- UK supply for comprehensive range of spares and tooling
- Supported by national network of 30 engineers

## features

- Unique IIDA feed system incorporating individual drive motors to all feed roller stations, ensuring a long maintenance free life
- Feed speed adjustment is by inverter control, from the remote pedestal control box
- All precision spindles have large separation between the bearings to ensure accuracy of the cutterblock spindle
- Chrome plated bedplates and infeed table
- Full width driven bed rollers throughout the machine bed, for continuity of feeding
- Wadkin four 200mm diameter driven roller push-feed unit before first bottom head
- 85mm rise and fall adjustment to side heads
- Screw adjustable bedplates at side heads for differing cutting circles
- Pneumatic control to side head chipbreaker, top head chipbreakers and pad pressures
- All jointers are operable when the safety cover is closed
- All spindles have remote rotational locking (from a single switch) for faster removal of tools
- Central lubrication system to main slides from independent oil pump
- Automatic table lubrication
- Outboard bearings to all horizontal spindles

## Technical Information

		Standard	Optional
Maximum finished size	(Width x Thickness) mm	220 x 125	250 x 150
Minimum finished size	(Width x Thickness) mm	30 x 10	
Spindle Speed		6000 rpm	
Spindle Diameter		40mm	1.13/16" & 50mm
Cutterhead Diameters	First Bottom Head	163mm	
	Fence Side Head	163 - 225mm	
	Near Side Head	163 - 225mm	
	First Top Head	163 - 250mm	
	Second Top Head	163 - 250mm	
	Second Bottom Head	163 - 250mm	
Feed Speed	m/min	10 - 60	12 - 80
Horizontal Spindle Adjustment		40	
Vertical Spindle Adjustment		85	(55 with 11kw motor)
Top Feed Roller Diameter	pushfeed/ throughfeed	196 / 150mm	
Extraction Diameters		150mm	
Motor Powers	First Bottom Head	7.5 kW	11 - 22 kW
	Fence Side Head	7.5 kW	11 - 15 kW
	Near Side Head	7.5 kW	11 - 15 kW
	First Top Head	7.5 kW	11 - 22 kW
	Second Top Head	7.5 kW	11 - 22 kW
	Second Bottom Head	7.5 kW	11 - 22 kW
	Push Feed Rollers	4 x 1.5 kW	TBA
	Through Feed Rollers	7 x 0.75 kW	TBA
	Bed Rollers	4 x 0.4 kW	
	Beam Rise & Fall	0.75 kW	
Infeed Table Length	Fence Side Head	1100mm	

All specifications, dimensions and design characteristics shown in this catalogue are subject to change without notice.

## Optional Equipment

Intermediate driven roller at side head positions

Additional bedplates for splitting on second bottom head

Anti kick-back fingers

Clutched roller for first top feed roller position

Electronic positioning of individual spindles

CNC positioning of spindles

Joining - Combined straight / profile to side spindles

CNC positioning of spindles - Straight to horizontal heads

CNC positioning of spindles - Profile to horizontal heads (except first bottom)

Wadkin Group Ltd  
Franks Road, Hilltop Industrial Park  
Bardon, Leicestershire  
LE67 1TT

Telephone 0870 850 9111  
Overseas tel +44 (0)1530 513 500  
Fax 0870 240 0575  
Website [www.wadkingroup.com](http://www.wadkingroup.com)  
Email [info@wadkingroup.com](mailto:info@wadkingroup.com)



The details given in this leaflet are not to be regarded as binding. Certain illustrations show guarding removed for clarity.

