





MODEL NH

Universal Cutter Grinder



- Robust construction to precision engineering standards.
- Head swivels 240° and carries a grinding wheel at each end.
- Grinding wheel spindle runs in both directions.
- Rise and fall of head is totally enclosed in collapsible bellows to prevent the entrance of dust.
- Both table slides are covered at every working position.
- Control handwheels are duplicated for operation from either front or rear of the table.
- Transverse control to table is by fine pitch screw motion, with handwheels graduated in .001" or in .1 mm
- Grinding spindle is nickel steel, heat treated and is mounted on precision preloaded ball bearings.




Either plain or hollow grinding can be done. Head swivels as seen above for hollow grinding.


This machine has been specially designed for the proper regrinding and maintaining of all the cutter equipment used on modern high speed wood-working machines. It will deal efficiently with all types of multi-knife cutter heads, as well as cutters for square or circular blocks, thick or thin planing knives either in the blocks or independent of them. It is also capable of regrinding tungsten carbide tipped saws, tenoning machine cutterblocks and drills.

Cup grinding wheels are mounted at each end of the spindle which permits either coarse or fine wheels to be used as a pair, or alternatively a grinding wheel at one end and a diamond impregnated wheel for tungsten carbide at the other.


This is a machine that should be installed in every woodworking plant where moulders are in use. Not only will it prove a real source of economy by speeding up cutter sharpening, but it will materially assist in maintaining a good standard of finish throughout the mill.



Face angle and clearance angle can be ground on all types of matcher heads.




After the initial setting the remaining cutters are precision located by the dividing head.




Tungsten carbide tipped saws between 8" and 18" diameter can be reground on this attachment. Square or bevel topping, also facing operations, are performed separately. The saw is positioned on self-centring bushes and the tooth to be ground located by a disappearing plunger pin. A diamond impregnated wheel is used for this operation.

Every type of cutter used on high speed routers can be ground by means of this auxiliary table and attachments. Attachment DGA shown below is for sharpening spiral and straight fluted cutters.

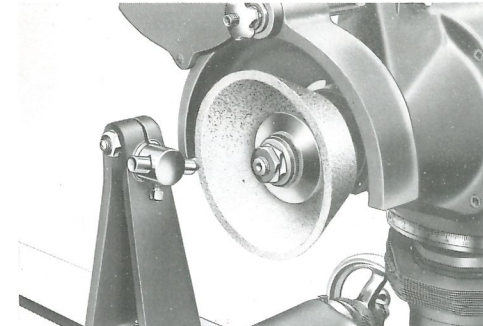


Specification

Height of centre of grinding wheel to table
 Wheel head swivels
 Rise and fall of head
 Diameter of grinding wheels
 Speed of grinding wheels on 50 cycle electric supply
 Speed of grinding wheels on 60 cycle electric supply
 Horse power of motor
 Travel of table:
 Longitudinal
 Cross
 Maximum length of knife ground using dividing head
 Maximum length of knife ground using vee blocks
 Thick knives
 Thin knives
 Floor space with maximum movements
 Net weight
 Gross weight
 Shipping dimensions




Shows the clearance bevels being ground in a four knife circular block. Block is reversed on the arbor for grinding face bevels. The one arbor accommodates slip-on square or circular blocks embodying thick or thin knives used on Wadkin 4", 7" or 8" moulders. Alternatively an arbor can be supplied to accommodate blocks used on Wadkin 7" or 8" and 12" moulders. Additional arbors can be supplied to suit other sizes and makes of moulders.




Provision is made for wheel dressing. The fixture shown is designed to carry a diamond which is passed backwards and forwards across the revolving grinding wheel by means of the table movements.


Max. 395mm	15 1/2in
Min. 170mm	6 3/4in
240°	
220mm	8 3/4in
Taper: Cup 150mm	6in
Dish 175mm	7in
3000rpm	
3600rpm	
2	
710mm	28in
235mm	9 1/4in
315mm	12 1/2in
610mm	24in
670mm	26 1/2in
2390 x 1295mm	7ft 10in x 4ft 3in
750kg	1650lb 14 3/4cwt
940kg	2070lb 18 1/2cwt
2.3cu.m	82cu.ft



High speed grinding attachment, Type NHG, for dealing with all kinds of router cutters. It is quickly attached to the main grinding head. The spindle revolves at 5,000 r.p.m. and uses 2" and 2 1/4" diameter grinding wheels.



The grinding of skew type or shear cut blocks either square or circular is catered for by means of a swivelling platen secured to the table on which the dividing head unit and tailstock are mounted. Platen swivels 10° either way. Alternatively, this operation can be done using a locating finger, carried on the cross slide and rotating the block on the arbor. This is not recommended for blocks larger than 6" long.



Equipment can be supplied for grinding Oertli hogging heads and saws. Illustration shows grinding of top bevel on saw blades using special indexing arm and supporting flanges on stub arbor.

Dust Collecting Arrangement

A self-contained dust collecting unit of the filter sleeve type can be supplied

All dust is collected in a drawer in the base of the cabinet.

Fan is driven by a 1/3 h.p. motor giving a powerful suction.

Hood is on a universal joint for swivelling to any position.

Motor and control gear; one 6in diameter taper cup wheel; one 7in diameter dish wheel; one wheel mounting sleeve; set of spanners; grease gun, and tin of ball bearing grease.

SALES and SERVICE WADKIN LTD.

Green Lane Works, Leicester LE5 4PF, England
 Telegrams & Cables: Woodworker, Leicester, Telex. Telephone: 0533 769111 Telex: 34646 (Wadkin G)
 and at York House, Empire Way, Wembley, Middx. HA9 0PA. Telephone: 01-902 7714 (3 lines) Telex: 262210

As our policy is constantly to improve the design of Wadkin woodworking machinery, the details given in this leaflet are not to be regarded as binding.

