


# Planer Sanders M - SCO Series



# The Planer Sander Types:

## Applications:

The Bütfering Planer / Sander is ideal for surfacing jointed solid wood. Laminated wooden products for example, used for solid kitchen cabinet doors, counter tops, and in furniture or joinery manufacture.

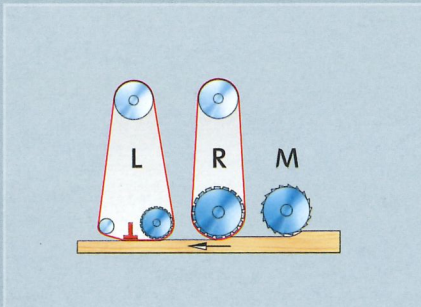
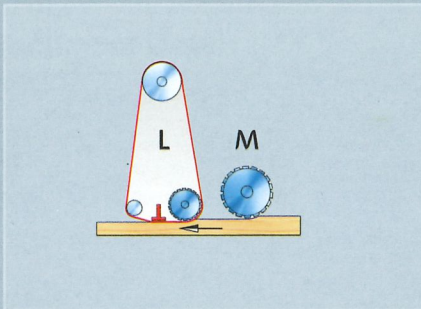
### M - SCO 211 / 213 ML

- Planing and sanding solid wood in one pass with cutterhead followed by the use of a contact roller or air cushion pad within the 2nd head.
- Sanding of veneered workpieces in one or two passes with the air cushion pad only. Cutterhead retracted.
- Sanding of solid wood with the choice of using the contact roller or air cushion pad within the 2nd head only. Cutterhead retracted.

### M - SCO 311 / 313 MRL

- Planing and sanding solid wood in one pass using cutterhead followed by two sanding heads.
- Sanding of veneered workpieces in one or two passes with air cushion pad in last head only. Cutterhead retracted.
- Sanding of solid wood with 2 heads in one pass with a choice of using either a roller or pad within the last head. Cutterhead retracted.


\*Other configurations upon request.



## Get the best of both worlds

### Facts:

- Cutter-blocks give high stock removal rates using less power.
- Sanding heads improve surface quality ready for finishing.
- The combined Planer / Sander offers the best of both worlds giving accurate thicknessing and finish sanding in a single pass.



### Cutter-block characteristics:

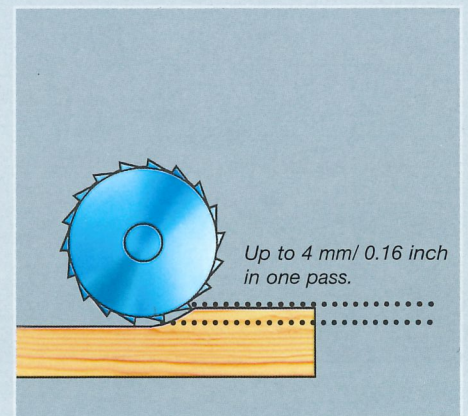
The CASTOR-Finish spiral cutter head is supplied by the Swiss tooling company OERTLI.

Designed to produce a perfectly planed finish, the cutter head uses Tungsten Carbide tipped inserts mounted in an Aluminium alloy block. The spiral orientation gives a perfect cut without marking as each knife overlaps, and has a special curve to its edge. To eliminate the tendency for parts to be driven sideways while cutting, the spiral directions are alternated.

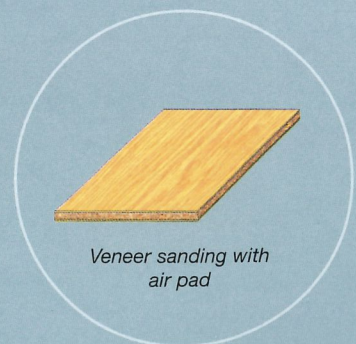
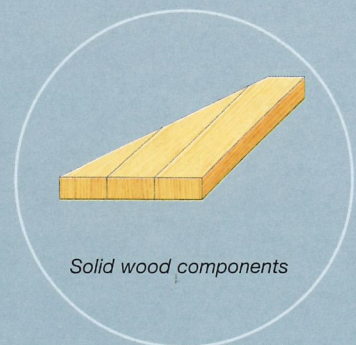

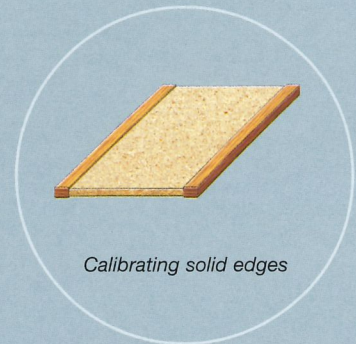
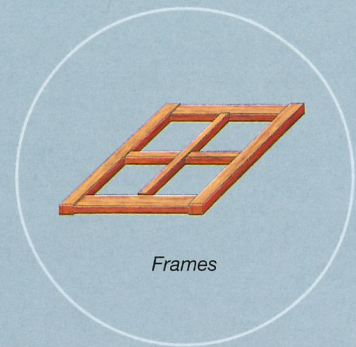
The cutterhead is easily accessed to rotate the inserts.

### Tooling efficiency:


Each knife insert measures 15 x 15 x 2,5 mm, and has four cutting edges. Knives can be rotated or changed selectively and use special reference marks to achieve optimum utilisation. Service Cart is provided.




# Single pass Planing and Fine Sanding




# Quality in detail



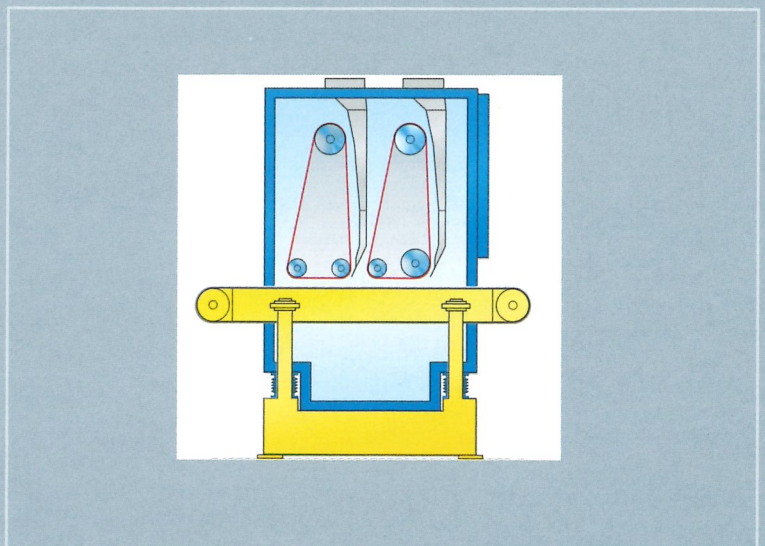
Automatic positioning of all heads




Control panel




Rubberized conveyor drive drum



Constant passline



Automatic conveyor belt tracking



Easy regulation of sanding pressure in the air cushion pad

## Other standard features:

- |  |   |   |
|--|---|---|
| <input type="checkbox"/> Segmented infeed pressure bar           | <input type="checkbox"/> Feed table with high quality natural rubber belt | <input type="checkbox"/> Storage area for sanding inserts |
| <input type="checkbox"/> Anti kick back system                   | <input type="checkbox"/> Automatic braking system on all heads            | <input type="checkbox"/> Overthickness protection device  |
| <input type="checkbox"/> Multi function display with diagnostics | <input type="checkbox"/> Electronic abrasive belt tracking                | <input type="checkbox"/> Anti dubbing pad                 |

# All from one source

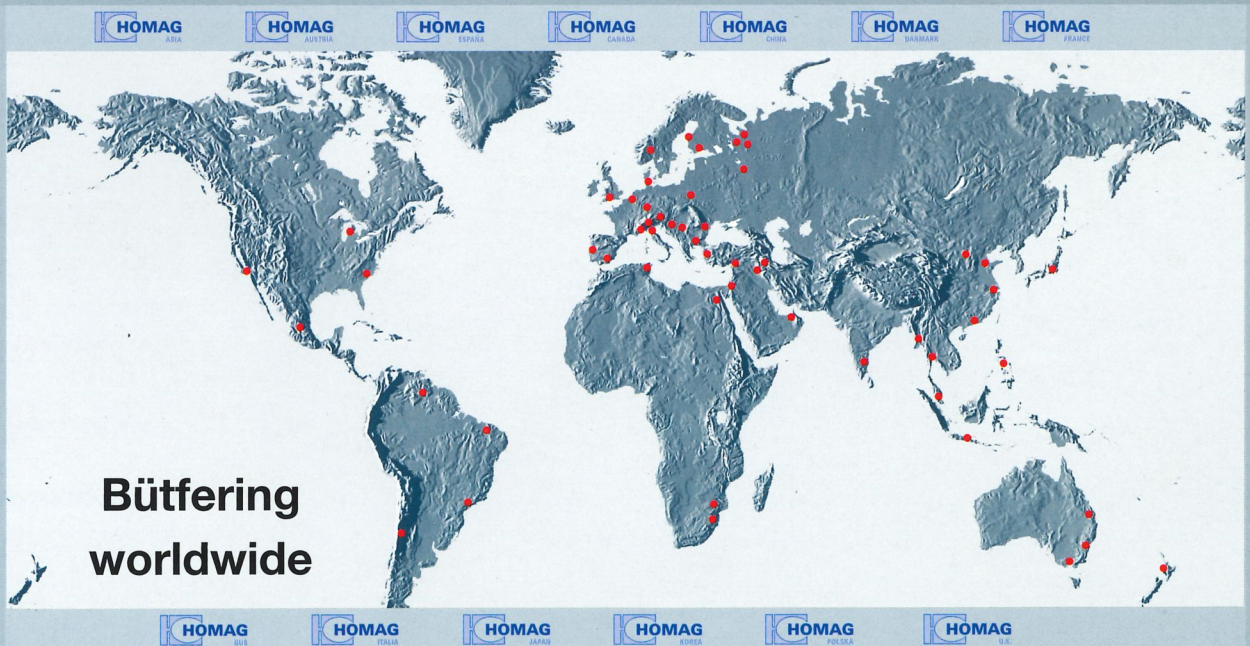




Overview of the final assembly area

Woodworking companies all over the world are using Bütfering® wide belt sanders. For over 50 years, Bütfering® have been making sanding machines, and today still specialise in this field. With such a focused research and development program, combined with the solid family values which shaped the company, a Bütfering® machine will always offer the latest in sanding technology and live up to a reputation for high build quality, and dependable performance.

Bütfering® use the most modern techniques for design, production and sales. The sales network consists of Bütfering® sanding specialists, who support a large number of dealers throughout the world. In this way customers can be sure that the optimum machine is recommended for their sanding application. Thousands of Bütfering® sanding machines are installed world-wide, and service, when necessary is provided either by a Bütfering® trained local dealer, or by

the highly-qualified team of Bütfering® Service Engineers. To guarantee high standards, Bütfering® maintains an ongoing training policy for the 200 employees, and has a separate workshop for apprentices.





## Technical Data

### M-SCO 211/213

### M-SCO 311/313

<b>Dimensions</b>	Working width	1100mm	1350mm	1350mm	1350mm
	Abrasive belt length	2150mm Option BL 2620mm	2150mm Option BL 2620mm	2150mm	2150mm
	Abrasive belt width	1120mm	1370mm	1370mm	1370mm
<b>Space required</b>	Width	1800mm	2050mm	1800mm	2050mm
	Length	2070mm	2070mm	2520mm	2520mm
	Max. height	2180mm	2180mm	2180mm	2180mm
		Option BL 2415mm	Option BL 2415mm	Option BL 2415mm	Option BL 2415mm
<b>Drives</b>	Drive motor 1st head (constant torque)	22KW	30KW	22KW	30KW
	Cutting speed	42m/sec.	42m/sec.	42m/sec.	42m/sec.
	Drive motor 2nd head (constant torque)	15KW	15KW	15KW	15KW
	Cutting speed	18m/sec.	18m/sec.	18m/sec.	18m/sec.
	Drive motor 3rd head (constant torque)	-	-	15KW	15KW
	Cutting speed	-	-	18m/sec.	18m/sec.
	Feed motor (constant torque)	1.1KW	1.1KW	1.9KW	1.9KW
	Feed speed	2.5-13m/min	2.5-13m/min	2.5-13m/min	2.5-13m/min
	Workpiece thickness min/max.	3-160mm	3-160mm	3-160mm	3-160mm
<b>Extraction</b>	Extraction volume	4400m <sup>3</sup> /h	5500m <sup>3</sup> /h	5800m <sup>3</sup> /h	7400m <sup>3</sup> /h
	Air speed	20m/sec.	20m/sec.	20m/sec.	20m/sec.
	Machine resistance	800PA	800PA	800PA	800PA
<b>Pneumatic</b>	Minimum air supply	6bar	6bar	6bar	6bar
	Compressed air consumption	120L/min.	140L/min.		
	Diameter of feeding pipe	min. R 1/2 "	min. R 1/2 "	min. R 1/2 "	min. R 1/2 "
<b>Elektrics</b>	Type of protection	IP 54	IP54	IP54	IP54
	Voltage	400Volt, ±5%	400Volt, ±5%	400Volt, ±5%	400Volt, ±5%
	Frequency	50 Hz	50 Hz	50 Hz	50 Hz
	Nominal current at full load	74A	88A	102A	116A
	Recommended service / fuse size	min. 80A	min. 100A	min. 125A	min. 125A
	Total connected load	39KW	47KW	55KW	63KW
<b>Weight</b>	Weight of machine	3600KG	3800KG	5600KG	5800KG

A company of the Homag Group



**Bütfering**  
 Schleiftechnik GmbH  
 Stromberger Straße 170  
 D-59269 Beckum  
 phone +49 (0) 25 21-842-0  
 fax +49 (0) 25 21-842-67  
 Internet: [www.buetfering.de](http://www.buetfering.de)  
 e-Mail: [info@buetfering.de](mailto:info@buetfering.de)

