

Powerful Performance in all Directions

PRO-MASTER 7222



PRODUCTIVITY AND PRECISION





Feel the Power
Unfolding
Use the Strengths
of the 7222


PRO-MASTER 7222

Dynamics, Power and Performance

The powerful efficiency of the PRO-MASTER 7222 CNC machining center is impressive. The PRO-MASTER 7222 can easily handle even difficult machining jobs on solid wood and special materials. A comprehensive package of accessories ensures perfect adaptation to every application.

- Dynamic operation combined with heavy duty, torsionally rigid design guarantee optimum work results.
- User-friendly software as complete package with CAMPUS machine and office license.

- Edge routing and drilling up to maximum dimensions of 7,220 mm x 1,580 mm (minus cutter radius).
- 11-kW power spindle with ceramic bearings can be upgraded to 16 kW for extremely heavy work.
- Optional, fully interpolating C-axis for even higher performance.
- Precision direct drives with exceptionally high dynamic acceleration values for extremely high productivity.





Powerful High-End CNC for Heavy-Duty Machining

■ Workpiece Clamps

Variable system of matched workpiece clamps for straight and curved frame parts (optional, Fig. 1/2/3).

■ Tool Changer

Innovative shuttle-type tool changer with up to 60 tool locations supplements the selection of traveling disk changers (Fig. 4).

■ Drilling Head

Optional 24 spindle drilling unit and integrated grooving saw for even more efficient completion of all hole patterns (Fig. 5).

■ Lock Case Cutter

High performance horizontal cutting unit for effective machining of door and frame parts (Fig. 6).

■ CAMPUS Package

High quality, user-friendly CNC software with office and machine license. Extensive 3D simulation module as standard feature. Integrated CAD module and versatile macros for easy programming.

■ CabinetControl Base

Furniture design and complete CNC programs finished in minutes with just a few mouse clicks.



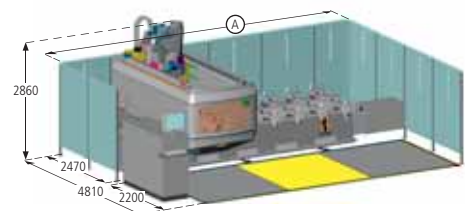
Product brochures and many videos are available at www.holzher.com

Machine	PRO-MASTER 7222
Edge routing dimensions in X and Y directions	in X = 3,620 / 4,520 / 5,420 / 6,320 / 7,220 mm in Y = 1,580 mm (less cutter radius)
Travel in Z direction	in Z = 565 mm
Machining height in Z direction	in Z = 300 mm (from top edge of vacuum cup)
Cutter unit	11 kW, ceramic bearing, 1,000 - 24,000 rpm
	11 kW (liquid cooling), 1,000 - 24,000 rpm
	16 kW (liquid cooling), 1,000 - 24,000 rpm
Vector speed	142 m/min
Protection equipment	3-field footmat (pendular machining)
Workpiece support	6 consoles incl. 8 stops
	4 charging aids
Drilling head	3.0 kW, 24 Spindles (18 V 6 H), incl. sawing unit for grooving in X-direction
	Double drilling spindle in X direction or vertical adapter with double positioning force
Workpiece clamping	100 m³/h low maintenance dry-running type vacuum pump
	140 / 250 m³/h low maintenance dry running type vacuum pump
Tool changer	12-position traveling disk tool changer
	16-position pick-up tool changer with tool cover
	40/50/60-position shuttle tool changer
Software	CAMPUS software package incl. aCADemy CAD/CAM module with machine and office license, 3D simulation module and CabinetControl Base

- Standard feature
- Optional feature

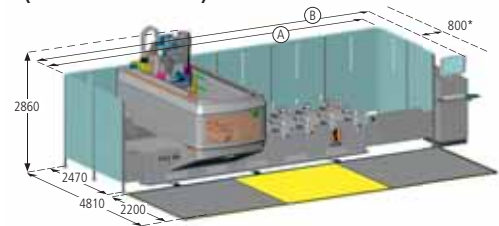
The technical data specified is intended for reference only. HOLZ-HER wood-working machines are subject to constant development and are therefore subject to modification without prior notice. The illustrations are therefore not binding. Some of the machines shown also contain special equipment not included as a standard feature. For clarity, some of the machines are shown without protective hood.

Switch cabinet on left-hand side of machine (Short version)



PRO-MASTER 7222	Machine dimensions	
	A (mm)	Weight (kg)
315K	6,712	5,800
405K	7,612	6,100
495K	8,512	6,400
585K	9,412	6,700
675K	10,312	7,000

Switch cabinet on right-hand side of machine (Standard version)



PRO-MASTER 7222	Machine dimensions		
	A (mm)	B (mm)	Weight (kg)
315K	7,138	7,720	5,800
405K	8,038	8,685	6,100
495K	8,938	9,510	6,400
585K	9,838	10,460	6,700
675K	10,738	11,320	7,000

Safety foot mat always active

* Door opened

EN – HOLZ-HER 1018 30 BZ – Printed in Germany / Imprimé en Allemagne
Printed on: 20.09.2012 – First edition: 20.09.2012

Your authorized HOLZ-HER dealer

HOLZHER
A member of the WEINIG Group

HOLZ-HER GmbH
Plochinger Straße 65
72622 Nürtingen
Germany

T +49 (0) 70 22 702-0
kontakt@holzher.com
www.holzher.com