

Multi Rip Saws for Dividing Panel Materials







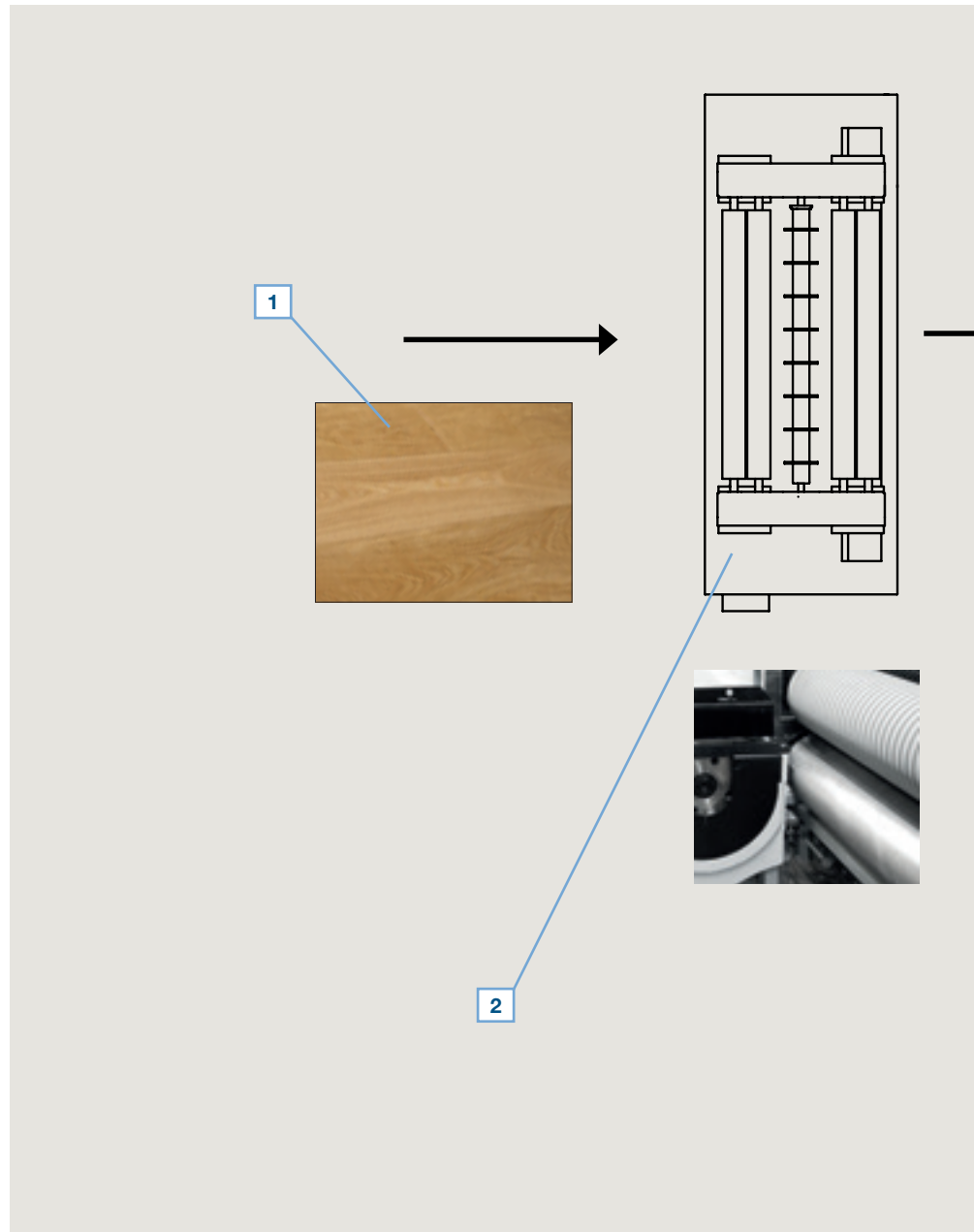
First-Class Saw Quality with HOMAG Machines for Discerning Customers

As the degree of automation achieved by modern plants continues to increase, this places greater demands on the continuous flow of materials. Which is why HOMAG has successfully taken its existing throughfeed saw concepts a step further. The principle of throughfeed dividing enables quick and efficient dividing as well as grooving of large-sized panel materials.

We are **YOUR SOLUTION**

Content

- 02 First-Class Saw Quality with HOMAG Machines for Discerning Customers
- 04 Versatile – Application Range of Throughfeed Multi Rip Saws
- 06 Throughfeed Multi Rip Saw Concepts
- 08 FSL 310, 320, 330 – Flexible Multi Rip Saws
- 10 FSL 360 – the Path to Increased Profitability
- 11 FSL 420 – Dividing with Polygon Shaft Technology
- 12 FSL 324 – Dividing with Material Savings of up to 6 %
- 13 FSL 480 – Accurate Sawing with High-Precision Transport System
- 14 FSQ 310, 380 – Flexible Crosscutting Saws
- 16 FSQ 382 – Crosscutting Saws for Furniture Production
- 17 FPL 620/PS – Premium Class Center Cutting Saw
- 18 HOMAG Life Cycle Services

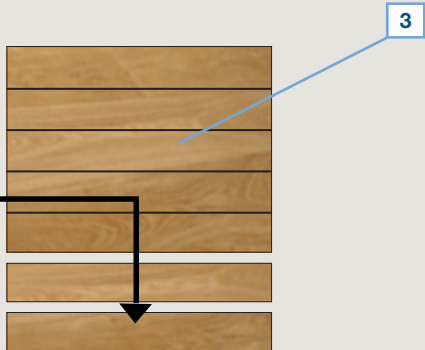


Versatile – Application Range of Throughfeed Multi Rip Saws


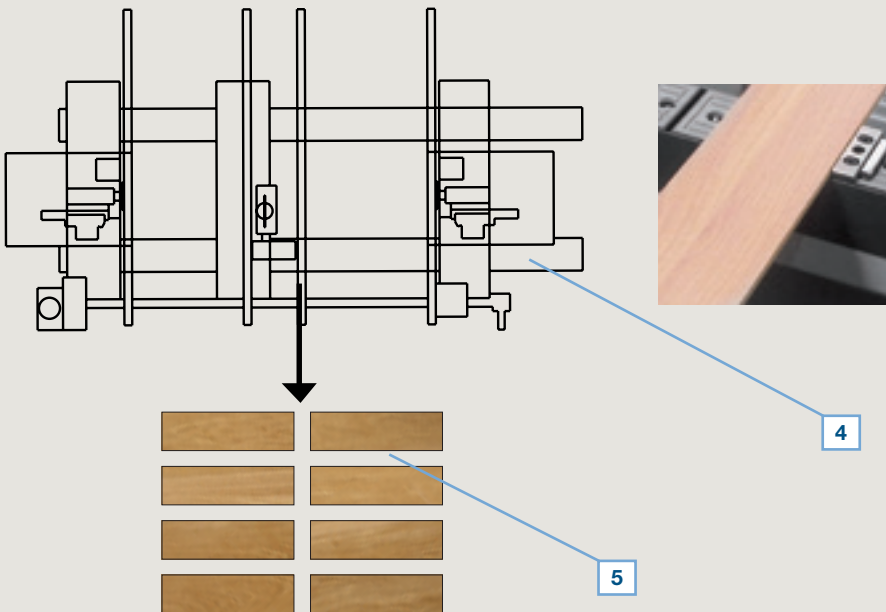
Whether in the furniture industry or in the production of flooring, wall and ceiling panels, lightweight panels or strips as well as semi-finished part production for doors and door frames – throughfeed saws from HOMAG offer flexible

use. Even with very large batch sizes and high required capacity, high performance is guaranteed by the principle of throughfeed dividing.

Functional principle of rip cut panel dividing and cross cut panel dividing



- 1 Unfinished panel
- 2 FSL rip saw with transport rollers
- 3 Rip cut panel divided unfinished panel
- 4 FSQ crosscutting saw with cam chain
- 5 Rip cut and cross cut panel divided unfinished panel



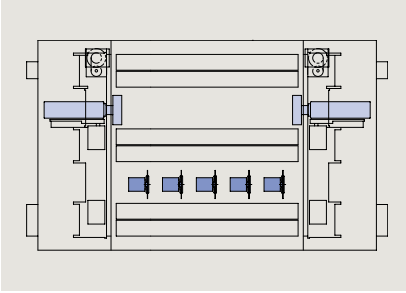
Rip cut panel dividing



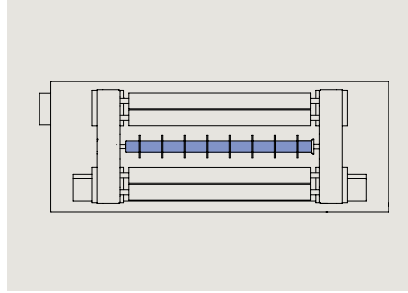
Cross cut panel dividing



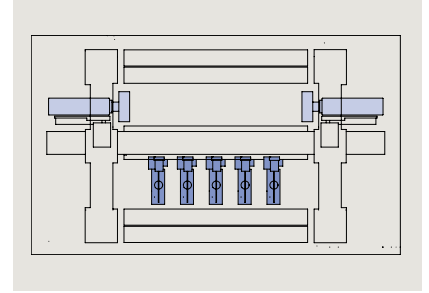
Ground transport rollers



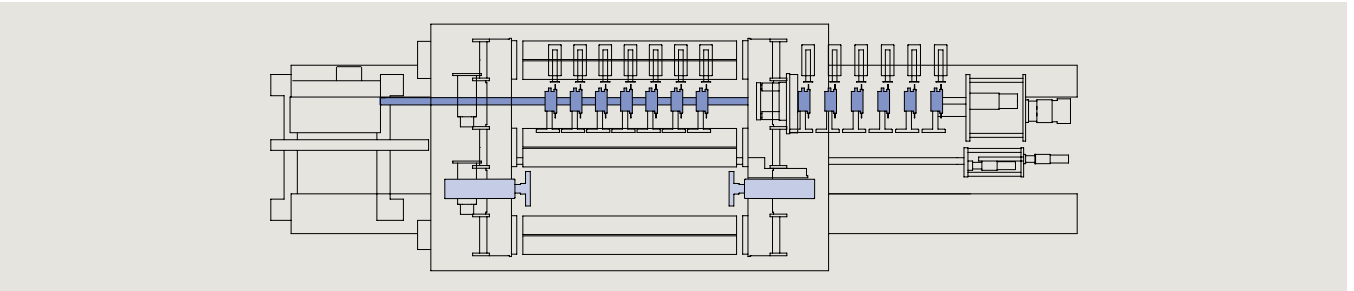
Rip cut panel dividing concept 1
Individual, freely positionable units
FSL 310, 320, 330



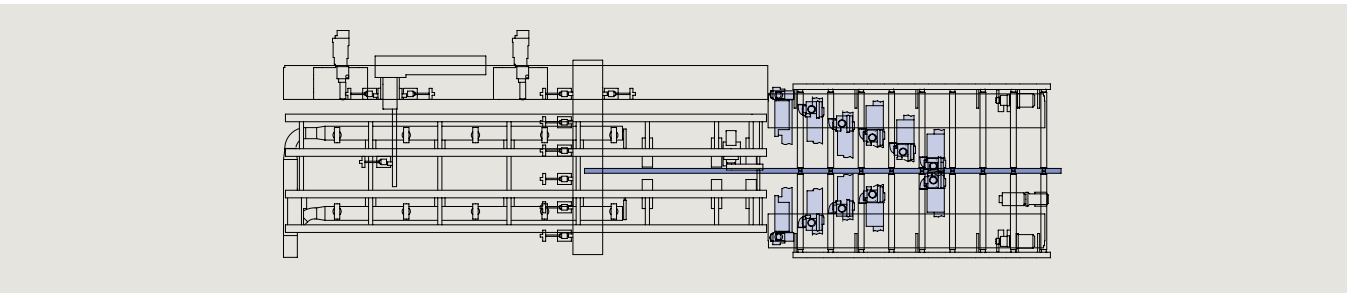
Rip cut panel dividing concept 2
Saw blades on one shaft
FSL 360



Rip cut panel dividing concept 3
Disc motors
FSL 324



Rip cut panel dividing concept 4 Polygon shaft technology FSL 420



Rip cut panel dividing concept 5 High-precision transport system FSL 480

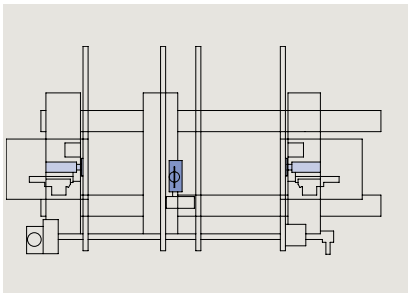
Throughfeed Multi Rip Saw Concepts

The right solution for every job: a range of criteria, such as the unfinished panel to be divided or the cutting width, place varied demands on the saws.

HOMAG offers a wide range of saw concepts and develops these on an ongoing basis.

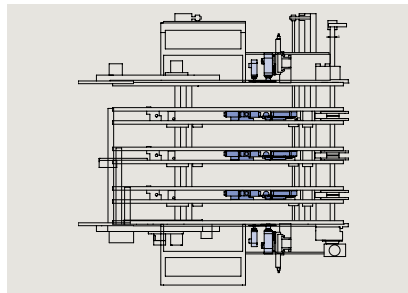
YOUR BENEFITS AT A GLANCE

1. Individually adjustable units
2. Optional fully automated resetting
3. Maximum performance thanks to the throughfeed dividing concept
4. Stable and low vibration machine frame
5. Perfectly adjusted dust hoods for each saw blade
6. Automatic decorative element adjustment when combined with optical alignment station



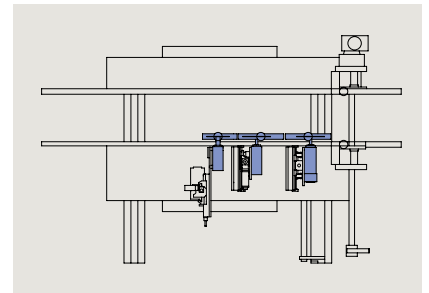
Cross cut panel dividing concept 1

Modular configuration with flexibly adjustable units
FSQ 310, 380



Cross cut panel dividing concept 2

Special machine with pre-scoring unit for furniture production
FSQ 382



Center cutting concept

Separating double-end tenoner
FPL 620/PS

FSL 310, 320, 330 – Flexible Multi Rip Saws

The FSL 310, 320 and 330 series rip saws are always the perfect choice. From the standard single-row machine to the automated two-row version, you'll always find the perfect

solution for your individual requirements. These throughfeed saws impress, above all, with their cost-effectiveness and flexibility.



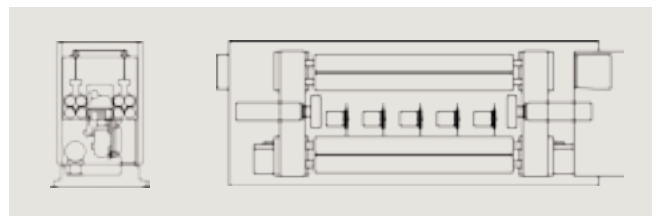
FSL 310 – your benefits at a glance

- Each unit can be individually adjusted
- The central extraction channel in the machine brings the suction output directly to the saw units
- Thick-walled, heavy duty dust hoods guard against the abrasive chip stream on the individual units
- Attractive machine enclosure surrounds the whole machine
- Stable workpiece transport using high-precision ground rollers, also optionally available with knurled steel rollers

FSL 310


Feed rate (m/min)	15 – 60 (110*)
Max. raw part width (mm)	2,500 (3,800*)
Workpiece thickness (mm)	6 – 40 (60*)
Min. raw part length (mm)	660
Min. cutting width (mm)	198
Machine length (mm)	1,200 (1,800*)

* on request



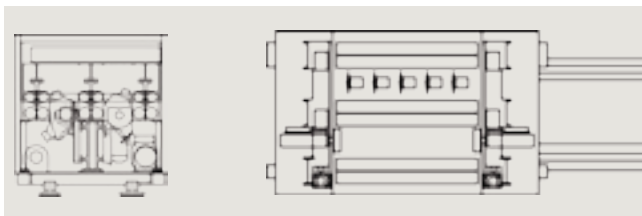
FSL 320 – your benefits at a glance

- Two-row machine fitted with hogger units in the first row and saw units in the second row, each unit individually adjustable
- Narrower unfinished panel dimensions are possible due to separate configuration with hoggers in the first row
- Number of saw cuts does not depend on unfinished panel width
- Attractive machine enclosure surrounds the whole machine
- Stable workpiece transport using high-precision ground rollers, also optionally available with knurled steel rollers




FSL 320	
Feed rate (m/min)	15 – 60 (110*)
Max. raw part width (mm)	2,500 (3,800*)
Workpiece thickness (mm)	6 – 40 (60*)
Min. raw part length (mm)	660
Min. cutting width (mm)	198
Machine length (mm)	1,860

* on request

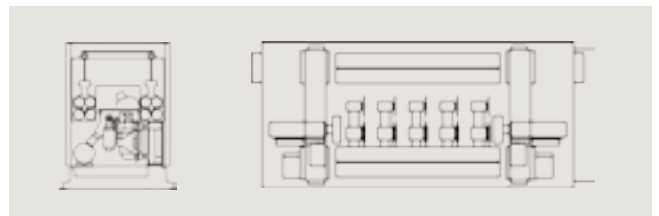


FSL 330 – your benefits at a glance

- Each unit can be fitted with a pre-scoring unit and is individually adjustable
- The central extraction channel in the machine brings the suction output directly to the saw units
- Thick-walled, heavy duty dust hoods guard against the abrasive chip stream on the individual units
- Attractive machine enclosure surrounds the whole machine
- Stable workpiece transport using high-precision ground rollers, also optionally available with knurled steel rollers




FSL 330	
Feed rate (m/min)	15 – 60
Max. raw part width (mm)	2,500
Workpiece thickness (mm)	6 – 40
Min. raw part length (mm)	900
Min. cutting width (mm)	198
Machine length (mm)	1,400



FSL 360 – the Path to Increased Profitability

This robust multiple-blade saw is designed for maximum loading. It features continuous multiple-blade shafts, which can be configured with a variety of saw blades. Quick and

easy replacement of the saw shafts ensures high machine availability.



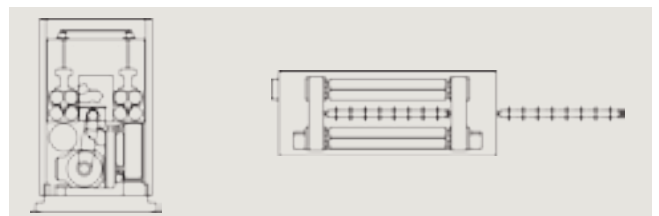
FSL 360 – your benefits at a glance

- High-precision shaft to accommodate tool clamping systems
- Shaft bearing integrated in main shaft, thereby preventing any bearing damage during tool change
- Pull-out saw shaft unit for simple tool change
- The central extraction unit in the machine brings the suction output directly to the saw blades
- Attractive machine enclosure surrounds the whole machine
- Stable workpiece transport using high-precision ground rollers, also optionally available with knurled steel rollers

FSL 360

Feed rate (m/min)	15 – 60 (110*)
Max. raw part width (mm)	2,500
Workpiece thickness (mm)	6 – 40
Min. raw part length (mm)	600 (450*)
Min. cutting width	
with hydro clamping system (mm)	50
with spacer ring (mm)	20
Machine length (mm)	1,200

* on request



FSL 420 – Dividing with Polygon Shaft Technology

A central drive shaft with a polygonal cross-section drives the individual units of this rip saw. It is a low-wear machine which allows efficient and flexible division of narrow formats.

A variable number of saw cuts can be achieved by using a saw unit bay.

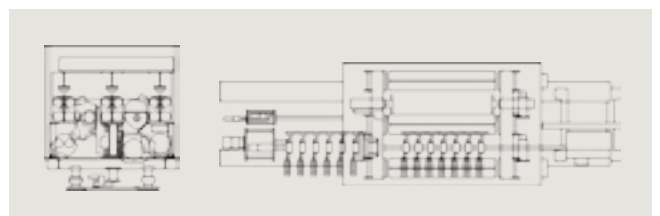


FSL 420 – your benefits at a glance

- Each unit can be individually adjusted
- Flexible measurement setting of 98 – 600 mm, including during machine operation (optional: automated measurement setting)
- Short set-up times thanks to optional fully automated adjustment
- All units are driven by a central shaft with polygon cross-section
- Proven components: transport systems from the FSL design modules

FSL 420	
Feed rate (m/min)	15 – 60 (110*)
Max. raw part width (mm)	2,500
Workpiece thickness (mm)	6 – 25
Min. raw part length (mm)	660
Min. cutting width (mm)	98
Machine length (mm)	1,860

* on request



FSL 324 – Dividing with Material Savings of up to 6 %

As the units are arranged from top and bottom, the panel is divided with an offset saw cut. Modern disc rotor technology provides the ultimate in flexibility. The FSL 324 raises the bar

when it comes to material-saving throughfeed sawing for resource-efficient production of laminate flooring.

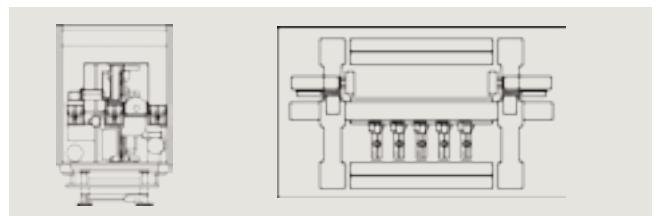


FSL 324 – your benefits at a glance

- Two rows with units arranged one above the other
- Material savings of up to 6 % due to offset sawing from top to bottom
- Disc motors allow narrow workpieces to be sawed
- Flexible, automated measurement setting of the individual units, including during machine operation
- Proven components: transport system with rollers from the FSL design modules

FSL 324	
Feed rate (m/min)	15 – 60 (110*)
Max. raw part width (mm)	2,500
Workpiece thickness (mm)	6 – 25
Min. raw part length (mm)	760
Min. cutting width (mm)	95
Machine length (mm)	1,960

* on request



FSL 480 – Accurate Sawing with High-Precision Transport System

The FSL 480 series is characterized by a transport system with rolling block link chain and V-belt top pressure for workpiece feeding. This transport system as well as the throughfeed alignment station with camera system and the

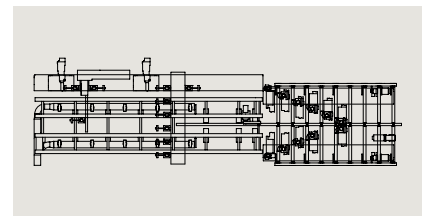
servo axis unit adjustments allow high-precision cutting with the smallest of tolerances.



FSL 480 – your benefits at a glance

- Maximum precision: a guaranteed measurement tolerance of the sawn workpiece width of +/- 0.1 mm
- Saw units can be freely positioned with automatic adjustment, pneumatic activation
- Integrated throughfeed alignment
- Automatic width adjustment in the gap between workpieces during operation through detection of marks using camera systems
- Proven technology: transport system with rolling chain from the double-end tenoner series


FSL 480	
Feed rate (m/min)	30 – 60
Max. raw part width (mm)	2,080
Workpiece thickness (mm)	6 – 40
Min. raw part length (mm)	1,200
Min. cutting width (mm)	90
Machine length (mm)	6,000 – 14,000



FSQ 310, 380 – Flexible Crosscutting Saws

With the crosscutting saws from the FSQ 310 and 380 series, you are choosing maximum performance and flexibility, guaranteed by the principle of throughfeed dividing.

The throughfeed saws are ideal for cross cut panel dividing of strip- or panel-shaped workpieces in a production line.

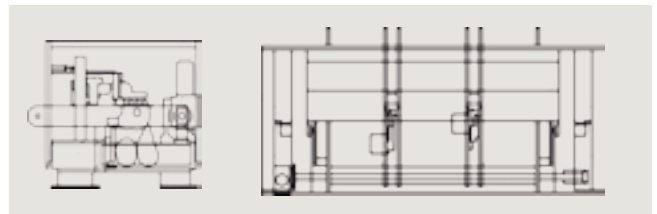



FSQ 310 – your benefits at a glance

- Flexible setting of the cutting width through manual operation of the transport units, top pressure belt devices are positioned at the same time
- Economically priced, gliding transport chain with special stop cams on both sides of the saw units
- Modular configuration with a variable number of transport units and saw units
- Saw units work from the bottom, meaning no ragged edges on the top surface
- Workpiece magazine for high output or workpiece infeed on one level for workpieces with sensitive surfaces
- Individual dust hoods for processing units

FSQ 310

Feed rate (m/min)	10 – 40
Max. raw part width (mm)	5,500
Workpiece thickness (mm)	6 – 40
Raw part length (mm)	65 – 1,200
Min. cutting width (mm)	320

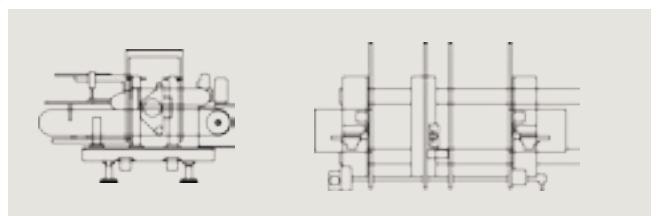




FSQ 380 – your benefits at a glance

- Flexible setting of the cutting width through automatic operation of the transport units, top pressure belt devices are positioned at the same time
- High processing quality thanks to precise, rolling block link chains with special stop cams
- Modular configuration with a variable number of transport units and saw units
- Saw units work from the bottom, meaning no ragged edges on the top surface
- Workpiece magazine for high output and non-sensitive workpieces
- Individual dust hoods for processing units
- Proven technology components from the HOMAG double-end tenoner design modules


FSQ 380	
Feed rate (m/min)	20 – 60
Max. raw part width (mm)	5,500
Workpiece thickness (mm)	6 – 40
Raw part length (mm)	70 – 400
Min. cutting width (mm)	710



FSQ 382 – Crosscutting Saws for Furniture Production

The FSQ 382 is a masterpiece among crosscutting saws for the furniture industry, as it allows efficient production of multiple widths in large batch sizes, thereby guaranteeing a

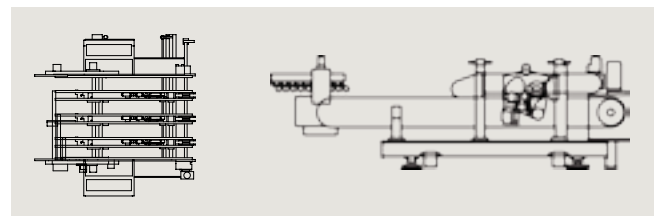
continuous material flow. With the use of innovative disc rotor technology, minimal cutting widths of just 310 mm can be achieved.



FSQ 382 – your benefits at a glance

- High processing quality thanks to precise, 60 mm wide rolling block link chains with special stop cams
- Optional automated height adjustment of the cams and outward movement on demand in order to achieve minimum gaps between workpieces
- Infeed using workpiece magazine or infeed on one level for workpieces with sensitive surfaces
- Modular configuration with a variable number of transport units and saw units
- Individually preselectable servo pre-scoring unit, controlled at the rear edge for splinter-free processing
- Saw units with disc motors for minimum processing tolerances
- When adjusting the transport units, the top pressure belt devices are automatically positioned at the same time


FSQ 382	
Feed rate (m/min)	10 – 40
Max. raw part width (mm)	5,500
Workpiece thickness (mm)	10 – 40
Raw part length (mm)	130 – 1,700
Min. cutting width (mm)	310



FPL 620/PS – Premium Class Center Cutting Saw

The FPL 620/PS, based on the HOMAG double-end tenoner technology, can reduce manufacturing costs and significantly improve output. As a center cutting saw for centric dividing of

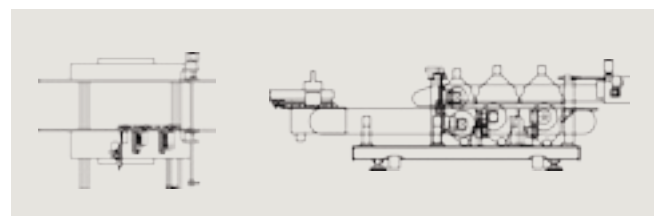
fully edged workpieces it stands for the ultimate in accuracy and cutting quality.




FPL 620/PS – your benefits at a glance

- Flexible setting of the cutting width through automatic operation of the machine stands
- High processing quality thanks to precise, rolling block link chains
- Can be optionally equipped with CAMs for operation as a crosscutting saw
- High cutting quality thanks to low vibration pre-scoring and separating units
- Modular configuration with pre-scoring, separating and grooving units

FPL 620/PS	
Feed rate (m/min)	10 – 40
Max. raw part width (mm)	204 – 1,304
Workpiece thickness (mm)	12 – 60
Raw part length (mm)	300
Cutting width (mm)	100





HOMAG Life Cycle Services

The sale of our machines comes with all-in optimum service backup and individual advice. We are here to assist you with innovative services and products tailored to meet all your needs.

With short response times and quick customer solutions, we ensure cost-effective, high availability production for you – throughout the entire life cycle of your machine.



Remote Service

- Hotline Support through remote service with regard to the control system, mechanics and process technology. This results in 85.2% less on-site service calls
- Mobile applications such as ServiceBoard reduce costs by providing rapid assistance in the event of a fault with mobile live video diagnostics, online service reports, and the online spare parts shop eParts



Spare Part Service

- Identify, request and directly order spare parts 24/7 at www.eParts.de
- Local parts availability around the world thanks to sales and service companies plus sales and service partners
- Reduction in downtimes thanks to defined spare part and wear part kits



Modernization

- Keep your machinery up to date and increase your productivity as well as your product quality, so you can meet tomorrow's product requirements today
- We can help you with upgrades and modernization as well as individual consultancy and developments



HOMAG Finance
 – precisely the right financing

- We offer tailor-made financing arrangements for our plants and machines. Our advisory service goes hand in hand with our technical expertise over a wide range of issues. Your personal contact partner will take care of the entire process
- The benefit for you: the ability to invest without delay in new technologies and remain financially flexible

1,200
 service staff worldwide.

650
 spare parts orders processed per day.


85.2 %
 less on-site calls due to successful remote diagnostics.

>150,000
 machines electronically documented in eParts in 28 languages.



Training

- Thanks to training sessions tailored to meet your individual needs, your machine operators will be able to optimally operate and maintain HOMAG machines
- In conjunction with this, you will receive customer-specific training documents with tried-and-tested exercises



Software

- Telephone assistance and advice through Software Support
- Digitalization of your spare parts by means of 3D scanning saves time and money in comparison to reprogramming
- Subsequent networking of your machine outfit using smart software solutions from design through to production



Field Service

- Increase in machine availability and product quality through certified service staff
- Regular testing through maintenance/inspections ensures top quality for your products
- Downtimes are minimized in the event of unforeseeable faults thanks to the rapid availability of our technicians

HOMAG GmbH

Homagstraße 3-5
72296 Schopfloch
Germany
Tel. +49 7443 130
info@homag.com
www.homag.com



**Choose the Original
Choose Success!**
For the Success of Original
Technology
A VDMA campaign



Multi rip saws

Quick, precise and
efficient division
and grooving with
throughfeed operation.