


# BORING SYSTEM 323




Dust collection and suction with a 80 mm mouth ▶


# DETAILS




- ▲ Pneumatic reference stop on the 3000 mm aluminium fence
  - with optical lens for a better positioning and reading
  - with easy reach from the pneumatic devices panel
  - n° 4 standard units plus N° 2 optional more (on request)




Electronic reader for the micrometric adjustment of the horizontal head, pressure gauges and regulators ▼



- ▲ Horizontal head with 23 spindles, digital counter for the drilling height regulation and spyr system for boring depth adjustment. Patented Spyr system, for programming and regulation of horizontal boring depth. This reference system easy and innovative allows a quick and exact reading and setup of boring depth



- ▲ Horizontal-head driving




Ergonomic electrical drive with:

- Select of boring head
- Select of working cycles
- Emergency stop

Ergonomic electrical drive with:

- Select of pneumatic stops
- Select of working speed of each head





**maggi**  
engineering



Control panel featuring the Maggi Engineering logo, a digital display showing '0.0', several analog gauges, a row of control knobs, and a red emergency stop button.

**BORING SYSTEM 323**  
32mm system


Made in Italy




- ▶ Semi-automatic boring machine with 2 vertical and 1 horizontal boring head, 23 spindles each for in-line drilling and coupling drills
- ▶ Aluminium fence 80x40x3000 mm with 4 pneumatic reference stops. The fence is made up of 2 parts and it is packed with the machine
- ▶ Basement with cradle frame and anchorage of the frame on an horizontal plane guarantee the maximum rigidity and working precision
- ▶ Cantilever structure for clamping group for an easy movement of the working piece
- ▶ Machine manufactured according to CE standards with lockable electrical drive and pneumatic pedal movement



- ▶ Transverse movement of vertical heads on prismatic linear rolling guides with rubber antidust packing



- ▶ Rear pneumatic locking system of each vertical head for a steady drilling



- ▶ N° 2 turning clamps from 0 to 90° with wooden plates 750 x 106 x 30 mm which allow a better pressure distribution. Patented and safety clamps that allow a fast positioning on any kind of panel

- ▶ Electronic reader with micrometric adjustment of vertical head position and decimal counter for the regulation of the drilling depth

# BORING SYSTEM 323



## ▶ TECHNICAL DATA

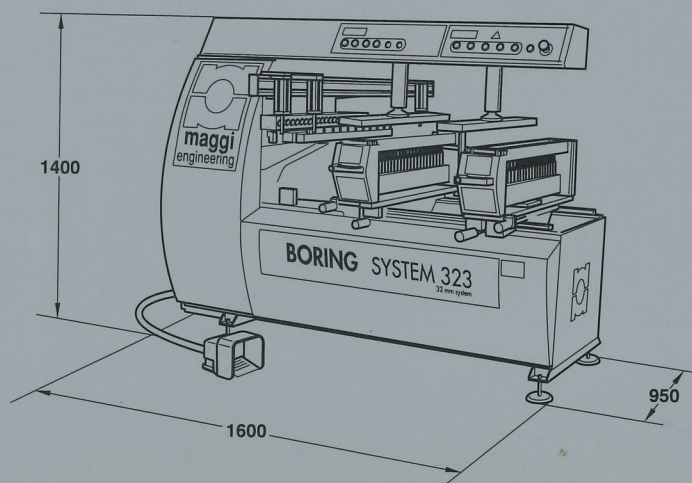
|                                          |                 |     |
|------------------------------------------|-----------------|-----|
| Distance between spindle centres         | 32              | mm  |
| N° clamps                                | 2               |     |
| Max. height of clamps from working plane | 85              |     |
| Max dimensions of working piece          | 80 x 850 x 3000 | mm  |
| Working air pressure                     | 6-8             | bar |
| Standard air pressure consumption        | 12              | L   |
| Net weight                               | 1100            | Kg  |

## VERTICAL BORING HEADS

|                                                             |         |        |
|-------------------------------------------------------------|---------|--------|
| N° of vertical heads                                        | 2       |        |
| N° of spindles on each head                                 | 23      |        |
| Distance between first and last spindle centre on each head | 704     | mm     |
| Min distance between vertical boring heads                  | 160     | mm     |
| Max distance between parallel boring heads                  | 850     | mm     |
| Max drilling depth                                          | 70      | mm     |
| Height of working table                                     | 890     | mm     |
| N° motors each boring head                                  | 1       |        |
| Motor power                                                 | 2 (1,5) | HP(KW) |
| Motor r.p.m.                                                | 2800    | rpm    |


## HORIZONTAL BORING HEAD

|                                                |        |        |
|------------------------------------------------|--------|--------|
| N° horizontal boring head                      | 1      |        |
| N° of spindles each head                       | 23     |        |
| Distance between first and last spindle centre | 704    | mm     |
| Head excursion with digital counter            | 40     | mm     |
| Max. Drilling Depth                            | 70     | mm     |
| N° motors each boring head                     | 1      |        |
| Motor power                                    | 2(1,5) | HP(KW) |
| Motor rpm                                      | 2800   | rpm    |



# DETAILS

Vertical head positioning (nr 1) for drilling of side panels, 90° positioning of the vertical head (N° 2) for drilling of the central hole, all drills with one single working cycle  
The positioning of the head N°2 allows the drilling of a central hole for fitting of a cloth hanging rod or central shelf of a wardrobe




▲ Horizontal and vertical head positioning (nr. 1) for top or bottom drilling and panel positioning



▼ Line drilling of side panels of a book case with less than 160 mm interaxis

▼ Reference stop to match the long panel during transverse boring



**MAGGI ENGINEERING**  
Woodworking machinery  
Via delle Regioni, 299  
50052 Certaldo (Firenze) Italia  
Tel. +39 0571 63541  
Fax +39 0571 664275

E-mail  
[maggi@maggi-engineering.com](mailto:maggi@maggi-engineering.com)

Internet  
[www.maggi-engineering.com](http://www.maggi-engineering.com)

**TWT**  
TUSCANY WOODWORKING TECHNOLOGIES

