


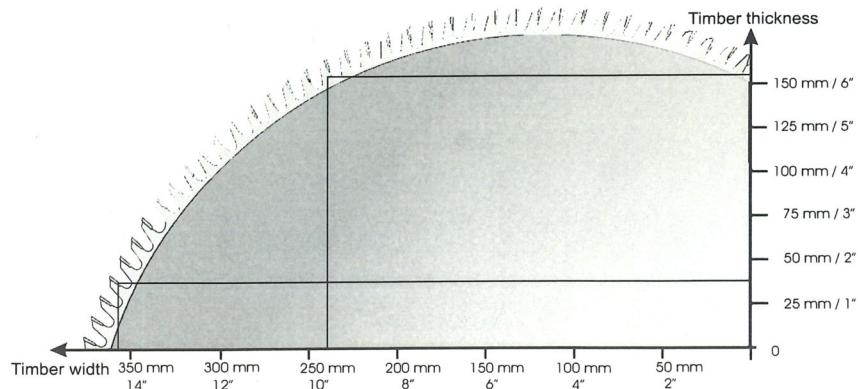
Pusher type cross cut saw

opti-kap 1000 series



System TM offers system solutions
for the optimization of
wood and staff resources

Cross cut saw opti-kap 1000




The **opti-kap 1000** cross cut saw is a **pusher type saw** designed to cut lengths quickly and accurately. When placed in the saw, the workpiece or the bundle is positioned by means of the pusher unit with an accuracy of ± 0.2 mm. Infeed of timber takes place manually or automatically according to the customer's specific requirements. A number of different feeding solutions are available as well as optional equipment for wood optimizing, collection of production data etc. The saw has a robust and simple design and is easily operated from the integrated control panel.

Technical data:

Incoming length:	max. 6,300 mm
Workpiece/bundle dimensions:	max. 155 x 240 mm or 38 x 360 mm min. 10 x 40 mm
Feed speed:	max. 70 m/min.
Length of cut:	min. 50 mm
Cutting time:	0.2 - 1.0 sec.
Positioning accuracy of pusher unit:	± 0.2 mm
Capacity:	16 m/min. at incoming lengths of 4 meters and cut lengths of 1 meter (5 cuts)

*The technical data are subject to change without prior notice. The data can vary according to the specific design of the line. Please contact us if you need any further information.



System TM A/S

Skovdalsvej 35 Postboks 249
8300 Odder Denmark
Telefon +45 86 54 33 55
Telefax +45 86 54 32 19
E-mail: tm@systemtm.com
Internet: www.systemtm.com