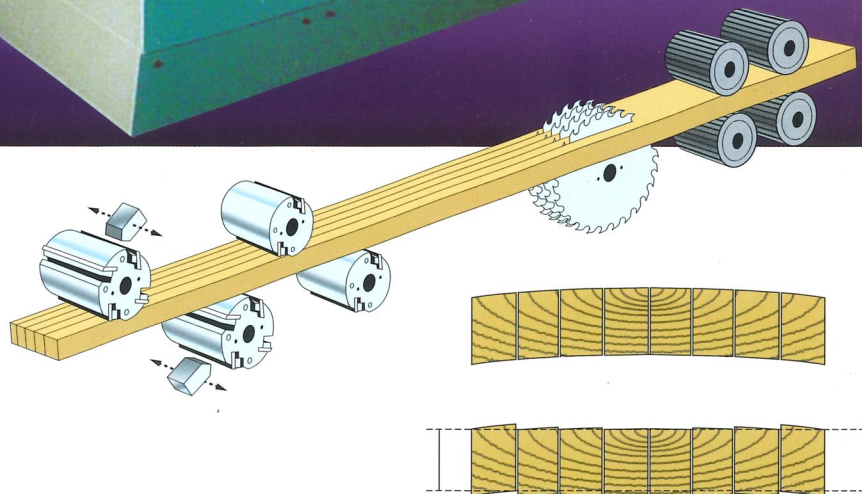


LAM

180

High Speed

Lamell Production




■ 60 metres per minute

■ Head sequence:

Main splitting head

First Bottom and Top planing heads

Finishing Bottom and Top planing heads
with electronic straight knife jointing




LAM

180


THE MOST PROFITABLE WAY TO PRODUCE TIMBER LAMELLS

The LAM 180

The concept is to saw completely through the moving board to give the required lamell thickness and then to control the individual lamells by simultaneously pressing them together and flat to the machine bed. They can then be preplaned and finish planed on both the top and bottom surface. The process yields increased timber savings of 5% or more depending on the amount of "cupping".



Chipbreaker with individual lamell fingers.



Heavy duty splitting head.

Technical Information

Maximum size of finished timber	170mm x 120mm
Minimum size of finished timber	80mm x 40mm
Feed speed	60m/min
Hydraulic drive	30kW / 40 HP
Spindle diameter with outboard bearings	50mm
Bed arrangements	2.2m pressure section after sawing 4 driven, 3 idle bed rollers + scrapers
Fence arrangements	11 idle rollers with opposing side pressure rollers
Sawing head (unit G) max.	400mm diameter saws 75 HP
Planing maximum on all heads	203mm diameter 20 HP
Pressure rollers and chipbreakers	8 pneumatically loaded top pressure roller assemblies before first planing head Pneumatic segmented top pressure Pneumatic segmented chipbreaker

As our policy is constantly to improve design, the details given in this leaflet are not to be regarded as binding. Certain models illustrated are of CE specification. Please ask your local Wadkin office or representative for details of specifications to suit your area. Certain illustrations show guarding removed for clarity.



Wadkin Ltd.

Green Lane Road, Leicester LE5 4PF, England
Tel: +44 (0)116 2769111, Fax: +44 (0)116 2742310

