

The NZ 300 Automatic Straight

Knife Grinder is a 330mm

capacity machine for
grinding planer heads.

The NZ's high
concentric accuracy
makes frequent

rejointing on high speed planer

moulders possible thereby

extending cutter life by

minimising the need for

cutter re-sharpening. The

machine set-up parameters


are aided by computer

instruction which maintains

and monitors automatically


the grinding process.

Fully Automatic Grinding of Planer Heads from 2 to 30 Knife



NZ 300


STRAIGHT KNIFE GRINDER



FULLY AUTOMATIC STRAIGHT KNIFE GRINDER

GRINDING WHEEL AND INFEED

The grinding wheel increments forward automatically to take a predetermined cut off each blade. The machine can distinguish between the roughing operation and finishing cut or sparking out cut to ensure that only the required and minimal amount of material is ground away. A choice of depth of cuts can be pre-programmed to allow for maximum depth of cut when rough grinding, and for minimal finishing cuts or sparking out. This feature ensures a significant reduction in the cycle time coupled with consistent accuracy and quality of grind.



Grinding Wheel and Infeed.

Arbor Assembly.

The NZ 300 is a fully automatic straight knife grinder that gives long-term grinding accuracy for the toolroom whilst reducing the need for cutter re-sharpening. Simple to operate and truly automatic, the NZ 300 incorporates many time saving features which allow the operator to 'set and forget'.

NZ 300

Technical Information

Maximum cutterhead length	Mechanical	310mm (12.25")
	Hydrofix	330mm (13")
Maximum cutterhead diameter	Straight knife	300mm (11.8")
Minimum cutting circle		80mm (3.15")
Spindle speeds	Straight knife/solid profile	5000rpm
Table traverse speed		0-3 M/min (0-10 fpm)
Motor powers	Straight knife/solid profile spindle	0.75kW (1HP)
	Coolant pump	0.06kW (0.08HP)
	Table traverse	0.09kW (0.12HP)
Coolant system tank capacity		31ltr (7 gal)
Machine dimensions	Height	1115mm (44")
	Depth	1090mm (43")
	Length	1825mm (72")
	Weight	800kgs (1762 lbs)

ARBOR ASSEMBLY

The arbor assembly is designed for quick and easy loading/unloading and is attached to the index unit through a quick release coupling to eliminate the need for screws, spanners or keys. The cutterhead is spring loaded against a tungsten carbide knife guide to guarantee a high level of accuracy.

Long term grinding accuracy is assured by sealing the precision steel arbor bearings to prevent grinding debris causing wear to the arbor assembly. The indexing unit can be programmed for any number of knives to permit instant alterations without the need for time-consuming mechanical adjustments to the machine.

As our policy is constantly to improve design, the details given in this leaflet are not to be regarded as binding. Certain models illustrated are of CE specification. Please ask your local Wadkin office or representative for details of specifications to suit your area. Certain illustrations show guarding removed for clarity.



Web Site: www.wadkin.com

Wadkin Ltd.

Green Lane Road

Leicester LE5 4PF, England

Tel: +44 (0)116 2769111

Fax: +44 (0)116 2742310

