


SET

DIAL-A-SIZE SINGLE END TENONER



SET setting the


Recognising the need to change quickly from one tenon size and scribe to another, Wadkin have developed the SET.

Using innovative design and proven technology the SET offers dial-a-size setting for supreme accuracy. The unique (optional) cutterblocks with quick change cartridges enable any scribe to be machined quickly and accurately. The SET represents a major breakthrough for the joinery industry.

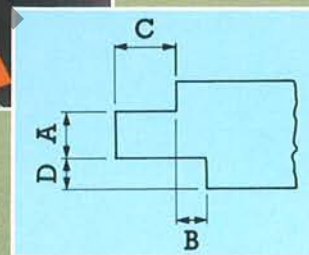
Quick and accurate setting

The complete machine has been designed to save time. Tenon thickness, length, bottom shoulder height and shoulder stagger measurements are quickly adjustable and can be locked into position.

Dimensions are shown on digital displays giving easy and accurate recall. The standard 1500 mm (5 ft) long fence is graduated for easy and accurate positioning of the quick release shoulder stop. And, finally, there's a front end stop to give accurate tenon length.



A Top block
B Bottom Block
C Saw
D Table



pace in single end



tenoning

Quickly adjustable cutter blocks

The patented cutter blocks continue the accent on saving time. These blocks accommodate exchange cartridges that can be changed in seconds. And since the backing pieces on the fence need to match, these can be changed just as quickly.

Safe and Easy to use

Although the emphasis of the SET is speed and accuracy, safety and ease of use are not compromised. All controls are grouped and easily accessible. Moving parts and electrical components are totally enclosed. There's an efficient dust-extraction port for a clean working environment and auto-braking for a safe one.

Support

When you buy the SET single end tenoner from Wadkin you will be getting the most advanced machinery available. And the comfort of knowing that you are dealing with one of the longest established and largest woodworking machinery manufacturers in the world. Your investment will be secure — supported by a team of dedicated experts and service engineers.

The SET single end tenoner — it's just one in a wide range of woodworking machines from Wadkin.



SET STANDARD & OPTIONAL FEATURES

STANDARD

- Quick release manual clamp capable of holding multiple components. Fig. 1.
- 1500 mm (5 ft) long graduated fence and quick release shoulder stop. Fig. 2.
- Controls, grouped and easily accessible. Fig. 3.
- Graduated retractable front end stop. Fig. 4.
- Quick change backing pieces. Fig. 5.
- Two independently adjustable cutterblocks. Fig. 6.
- Dial-a-size setting for tenon thickness, bottom shoulder height and shoulder stagger. Fig. 6.



Fig. 1.



Fig. 2.



Fig. 3.



Fig. 4.



Fig. 5.



Fig. 6.

OPTIONAL

- Cut off saw Fig. 7.
- Pneumatic component clamp
- Mitre fence
- Auto Star Delta starting
- 2300 mm (7ft 6in) to 3000 mm (10ft) fence extension
- Patented scribing cutterblocks Fig. 8
- Jog control for feed



Fig. 7.



Fig. 8

SET

DIAL-A-SIZE SINGLE END TENONER



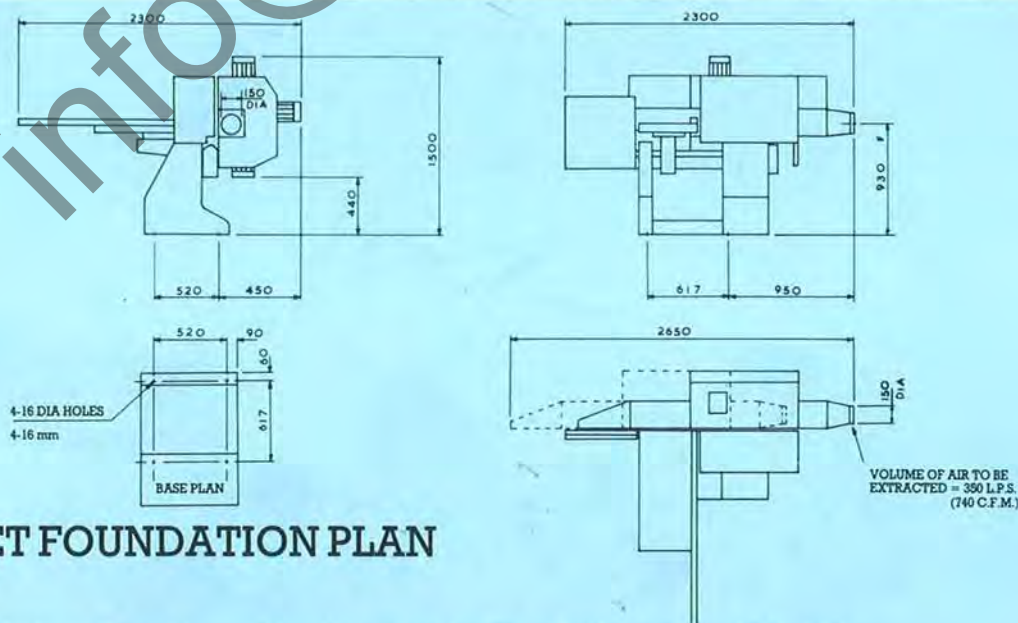
SPECIFICATION

Maximum timber thickness	150 mm (6 in)
Maximum timber width	350 mm (14 in)
Maximum tenon length	150 mm (6 in)
Maximum tenon thickness	32 mm (1¼ in)
Depth of bottom shoulder	60 mm (2½ in)
Shoulder stagger	± 32 mm (1¼ in)
Maximum diameter tenon cutters	340 mm (13½ in)
Tenon spindle diameter	35 mm (1¼ in)
Tenon spindle length	72 mm (2¾ in)
Speed tenon cutterhead	3000 rpm 50 Hz
Speed tenon cutterhead	3600 rpm 60 Hz
Power tenon cutterheads	4.5 kw (6 HP)
Infinitely variable feed speeds	1.6-4 m/min
Length of graduated fence bar	1500 mm (5 ft)
Power of cut-off saw motor (optional extra)	2.2 kw (3 HP)
Maximum diameter of cut-off saw	350 mm (14 in)
Bore of cut-off saw	30 mm (1¼ in)
Diameter dust extraction outlet	150 mm (6 in)
Nett weight	690 Kg (314 lbs)
Gross weight	840 Kg (382 lbs)
Extraction volume requirement 350 LPS at 100 mm water gauge (740 cfm)	

Basic machine includes

- Dial-a-size Tenon thickness
- Dial-a-size bottom shoulder height
- Dial-a-size shoulder stagger
- Graduated fence with shoulder stop
- Two independently adjustable cutterblocks
- Power traverse
- Quick change backing pieces
- Integrated guarding and extraction
- DC Braking to cutterheads
- Operating Manual and service spanners

As our policy is to constantly improve design the details given in the leaflet are not to be regarded as binding



SET FOUNDATION PLAN



Wadkin Durham, Fence Houses, Houghton-le-Spring, Tyne & Wear, England DH4 5RQ

Telephone: (091) 3852385 Telex: 53441 (Burdram G) Fax: (091) 3853311

A division of Wadkin plc

Member of the Thomas Robinson Group plc