

The simple to use and highly productive Silhouette combines profile grinding, solid profile cutter resharpening and straight knife grinding operations in one machine.

Central to the design of the Silhouette is a twin grinding head which enables extremely fast changes from profile to straight knife grinding or solid profile cutter resharpening. The Silhouette has a full 300mm x 350mm grinding capacity and achieves the same high levels of accuracy to be found on fully automatic machines.

Stylus and template set-up is quick and easy. A unique turret holder accepts up to six styli for a variety of work. The template slide permits quick coarse adjustment with fine adjustment of template location achieved by dial indicators.


Positive location of templates is made by traditional methods or by a single clamping system.

## *Unique Twin Grinding Head for Fast Change from Profile to Straight Knife Grinding*




# *Silhouette*


**GRINDING CENTRES**




# GRINDING CENTRES



Profile Grinding.



Straight Knife Grinding.



Dresser Arrangement.

## PROFILE GRINDING

The Silhouette in the profile grinding position. Electronically controlled variable spindle speeds are standard to ensure optimum finish and performance.

*Ergonomic design makes the Silhouette operator friendly. Adjustable arm rests and all controls including the coolant tank are easily accessible from the front of the machine.*

# Silhouette

### Technical Information

Maximum cutterhead length	Mechanical	315mm (12.4")
	Hydrofix	335mm (13")
	Solid Profile	245mm (9.6")
Maximum cutterhead diameter	Profiling	350mm (13.8")
	Straight knife	300mm (11.8")
	Solid profile	300mm (11.8")
Minimum cutting circle		70mm (2.75")
Spindle speeds	Profile grinding	1500-3000rpm
	Variable speed	Standard
	Variable speed – 60HZ supply	Optional
	Straight knife/solid profile	3000-6000rpm
Motor powers	Profile grinding spindle	1.5kW (2HP)
	Straight knife/solid profile spindle	0.75kW (1HP)
	Powered tilt	0.025kW (0.03HP)
	Coolant pump	0.09kW (0.12HP)
Coolant system tank capacity		36ltr (8gal)
Machine dimensions	Height	1560mm (62")
	Depth	1090mm (43")
	Length	1150mm (45")
	Weight	570kgs (1256 lbs)

## STRAIGHT KNIFE GRINDING

By simply turning the head unit through 90 degrees the Silhouette can be set-up for straight knife grinding. Power and coolant flow to each head are automatically switched when changing from one operation to another.

## DRESSER ARRANGEMENT

Operational safety is ensured with the unique diamond dresser design which keeps the operator clear of the wheel. A powered tilt facility is provided for setting relief and clearance angles at the touch of a button. The dressing unit maintains a correct wheel to stylus relationship at all times to guarantee a high level of accuracy.

As our policy is constantly to improve design, the details given in this leaflet are not to be regarded as binding. Certain models illustrated are of CE specification. Please ask your local Wadkin office or representative for details of specifications to suit your area.

Certain illustrations show guarding removed for clarity.



Web Site: [www.wadkin.com](http://www.wadkin.com)

Wadkin Ltd.

Green Lane Road  
Leicester LE5 4PF, England  
Tel: +44 (0)116 2769111  
Fax: +44 (0)116 2742310

