



UR ROUTERS

Low Cost Medium Duty Routers



■ **Cast Iron Construction**
Solid, robust, vibration free


■ **Quiet**
Short centre belt drive produces less noise.

■ **Safe**
No volt and overload release ensures absolute safety


■ **Ample Power**
8 hp capacity copes with special router power demands

■ **Minimal maintenance**
Greased for life spindle bearings


Designed for large or small workshops this *economically priced machine* is ideal for routing wood, plastics, perspex, fibre glass, bakelite, foam rubber, celluloid, non-ferrous metals, etc.



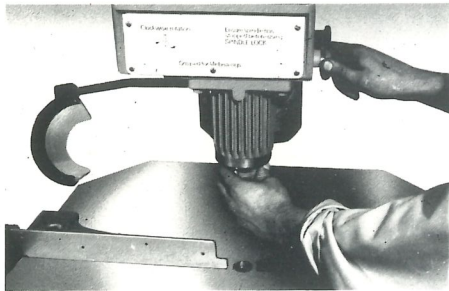
Solid Cast Iron Table and *Fences
Heavily ribbed and precision ground. Supplied with tapped holes enabling fences or extension side wings to be quickly fitted.




Quick Change Belt Drive
Spindle speed changed by the flick of a switch. No belts to change.




Conveniently Placed Controls
Table effortlessly raised and lowered by handwheel and screw. Head raised and lowered by treadle.




Spindle Lock
Assists operator in changing cutters quickly and safely.




Veining
Cutting out, moulding, recessing and veining including loading and unloading the jig, can be done in 1½ minutes.



Heavy Moulding
With a head developing up to 8 hp, heavy moulding is made easy. Extra finishing operations are eliminated or greatly reduced.



UR/F Head



Cutting Out Spectacle Frames

In some illustrations guards have been removed to show detail more clearly.

Extension Side Wings
Shown on the front page, they extend the width of the table to 1270 mm (50 in), giving extra support to the routing jigs.

*Optional Extras

Specification UR/B

Maximum distance between table and chuck
Throat Capacity
Size of Table
Width of each Table Extension Wing
Spindle Speeds
Floor Space with Standard Table
Power of Motor

279mm	11in.
610mm	24in.
760 x 700mm	30 x 27.5in.
255mm	10in.
10000 and 20000 rev/min.	
760 x 1090mm	30 x 43in.
6kW	8hp

Specification UR/F

Maximum distance between table and chuck
Throat Capacity
Size of Table
Width of each Table Extension Wing
Spindle Speeds
Floor Space with Standard Table
Power of Motor

279mm	11in.
610mm	24in.
760 x 700mm	30 x 27.5in.
255mm	10in.
6000 - 24000 rev/min.	
760 x 1090mm	30 x 43in.
6kW	8hp.



Wadkin Colne, Lodge Holme, Trawden, Via Colne, Lancashire, BB8 8RB, England.
Telephone: (0282) 866717. Telex: 635032. Fax: (0282) 862541.

As our policy is constantly to improve the design, details given in this leaflet are not to be regarded as binding.

A Division of Wadkin plc.
COLNE 04.89. PRINTED IN ENGLAND.