



SAWS

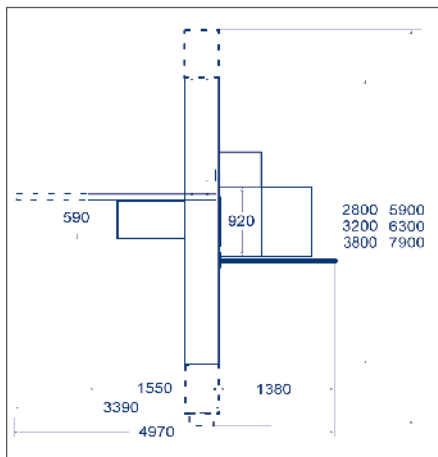
"FKS" - Series - Sliding Table Panel Saws

SLIDING TABLE PANEL SAWS FKS 200/280/320/380

Powerful and precise sliding table panel saws FKS 200, FKS280, FKS320 and FKS380.

DESCRIPTION:

Manual height adjustment and inclination of main saw unit. Manual height adjustment and inclination of scoring unit. Motor power 4,0 KW or optional 5,5 KW. Main saw blade 315x 30 mm, scoring saw blade 120 x 20 mm. Sliding table with double roller carriage 2000 x 405 mm (FKS200), 2800 x 405 mm (FKS280), 3200 x 405 mm (FKS320), or 3800 x 405 mm (FKS380).



STANDARD EQUIPMENT:

- Torsion-resistant, heavy machine frame – smooth running and stability.
- Big dimensioned cast iron working table – table extension and table broadening as standard equipment.
- Massive cast iron saw unit – absolute precise and smooth running. Easy zero point tilting by double tilting segments.
- Height- and lateral adjustable scoring unit – with own scoring motor. Easy adjustment from outside – no tear outs on plastic laminated panels.
- Sliding table system with double roller carriage – precise, smooth running, even after years. Maintenance free, no abrasion by mechanical load as with many other sliding table systems. Multi-chamber aluminium extrusion guarantees optimal torsion resistance and rigidity.
- Cross slide movable – perfectly square connection of cross slide to sliding table, easy mounting and dismounting. Movable with easy and fast clamping at every location of the sliding table according to the size of panel.

- Telescopic crosscut fence – robustly mounted for precise 90° cutting. Easy removable. Flip stops free from play clamp tightly to securely hold the dimension. Simple adjustment with graduated scales and magnifier for read-off.
- Rip fence – smooth running by hard chrome-plated round bar, easy to adjust, fast clamping. For cutting of large panels you can swing the rip fence below the table.
- CE-Version – already as standard equipment (break motor, electrical installation according to VDE - standards)
- Clamping shoe – for trimming planks and fixes the work piece securely on the worktable.

Optional:

- One-sided mitre fence – for precise cutting of mitres. Easy to set on the sliding table.
- Manual quick-action clamp – easy positioning on the sliding table. Easy to fix the panel on the sliding table.
- Swung away safety hood holder – safety hood and dust collection hose above the saw blade.
- 5,5 kW – Motor.
- Digital readout at rip fence



Sliding Table Panel Saws FKS 200/280/320/380



TECHNICAL DATA:

Voltage	400V, 50/60 Hz	Table height	910 mm
Dimensions sliding table FKS200	2000 x 405 mm	Table size	920 x 510 mm
Dimensions sliding table FKS280	2800 x 405 mm		
Dimensions sliding table FKS320	3200 x 405 mm	Main saw unit	
Dimensions sliding table FKS380	3800 x 405 mm	Max. saw blade size	Ø 315 mm
Max. cutting size with rip fence	1250 mm	Dia. tool holder	Ø 30 mm
Cutting length FKS200	1730 mm	Cutting height 90°/45° with scoring unit	90 mm / 63 mm
Cutting length FKS280	2530 mm	Motor power	4,0 kW
Cutting length FKS320	2930 mm	No-load speed	2800 / 4000 / 5600 U/min-1
Cutting length FKS380	3530 mm		
Max. cutting size left of sawblade	3250 mm	Scoring unit	
Height adjustment	manual	Saw blade dia.	Ø 120 mm
Saw blade tilting	manual	Dia. tool holder	20 mm
Motor protection switch	yes	Cutting height 90°/45°	5 mm / 3 mm
Dia. exhauster connection at saw guard	120 mm	Motor power	0,75 kW
Dia. exhauster connection at stand	60 mm	No-load unit	8000 U/min-1
		Weight FKS 200 / 280 / 320 / 380	850 / 900 / 950 / 1000 kg

DETAILS:




Extraction arm (optional).



Easy adjustment of scoring unit without any tools.




Precise flip stops, free from play for secure holding of the needed dimensions, simple adjustment with graduated scales and magnifier for read-off.



Telescopic cross cut fence enables absolute precise 90° cutting, extendable to 3250mm.



Rip fence. Smooth running on hard chrome-plated bar. Easy to adjust, fast clamping and fine adjustment.



Sliding table with double roller carriage and multi-chamber system.



Precise one-sided mitre fence and manual quick action clamp – easy to set on the sliding table (both optional).

ORDER NO.:

Order-No.	Article
20000131	FKS200 with sliding table 2000 x 405 mm, sawblade 315 x 30 mm, scorer 120 x 20 mm
20000100	FKS280 with sliding table 2800 x 405 mm, sawblade 315 x 30 mm, scorer 120 x 20 mm
20000101	FKS320 with sliding table 3200 x 405 mm, sawblade 315 x 30 mm, scorer 120 x 20 mm
20000102	FKS380 with sliding table 3800 x 405 mm, sawblade 315 x 30 mm, scorer 120 x 20 mm
90000114	Mitre fence
95000200	Digital readout at rip fence
95000561	Clamping shoe
95000562	Extraction arm
95000560	5,5 KW-Motor
41000058	Dust collection hose D= 120 mm, price per meter
41000056	Dust collection hose D= 60 mm, price per meter
41000059	Swivel fitting D=120/60

Discover over 1,000 tools, devices, machines and accessories for professional wood processing in our comprehensive product range.



Sliding table panel saws · Edgebanding machines · Sanding machines · Portable edgebanding machines · Vacuum clamps · Feeding equipment · Hand planer · Hand sanders · Hand trimmers & routers · Mitre saws · Plunge saws, Floor saws, Frame saws · Dust extraction systems · End trimmers · Glue rollers · Accessories

WEGOMA Fensterbau-Maschinen GmbH
Grombacher Straße 70
75045 Walzbachtal - Jöhlingen
Germany

Telephone: +49 (7203) 9210-0
Fax: +49 (7203) 9210-200
info@wegoma-holz.de
www.wegoma-holz.de



Your WEGOMA[®] Specialised dealer:

