Standard Equipment/Optional Equipment

Standard Equipment

Turbocharged direct-injection 4,0l DEUTZ dieselengine with intercooler and 87 kW
Precise response twin drive pedals
Linde Load Control integrated in armrest
Hydraulic suspension comfort-class seat with extensive range of adjustment
Adjustable-angle steering wheel
Low effort, responsive and virtually play-free hydrostatic steering with on-demand power assist
High safety and stability thanks to Linde Torsion Support
Variable displacement pump for driving and lifting to reduce consumption
High performance hydraulic filter concept, preserves maximum oil purity and extends life of all hydraulic components
Glare-free display including fuel gauge, hour meter and service information
Control lights on display for engine oil pressure, engine overheating, parking brake, audible warning signal for engine and hydraulic oil temperature, blocked air intake filter and low fuel level

Plenty of storage space
Interior light
Superelastic tyres

Standard mast
Lift height h3 = 3,550mm (H50, H60),
Lift height h3 = 3,150mm (H70, H80),
Lift height h3 = 2,750mm (H80/900, H 80/1100)

Fork carriage
Width b3 = 1,800mm (H50, H60, H 70),
Width b3 = 2,180mm (H80, H80/900),
Width b3 = 2,400mm(H 80/1100)

Forks
Length l = 1,200mm (H50 – H 80),
Length l = 1,800mm (H80/900),
Length l = 2,200mm (H 80/1100)

Optional Equipment

Single drive pedal with direction selector positioned on armrest

Standard masts
3,550 to 8,850mm lift (H50,H60)
3,150 to 8,850mm lift (H70,H80)
2,750 to 8,850mm lift (H80/900, H 80/1100)
Triplex masts (full free lift)
Several load backrests
Several fork carriages
Serveral fork lenghts
One or two or three or four additional hydraulic circuits for all mast types
Overhead guard can be upgrated to full cabine with roof, front and rear screens and doors
Wiper-washers for front, rear and roof screens
Roof blind, clipboard, additional interieur lighting, height-adjusting steering column
Seats providing additional comfort (lumbar support, seat heater, air suspension) and adjustments
Swivel seat 17°
Cab heater with integral pollen filter
Air conditioning
Radio with CD/MP3/SD-cards and speakers

Truck lighting, work lights
Audible reversing alarm, flashing bacon and rotating bacon
RTA (Road Traffic Association)
Several Mirrors
Several tyres
LFM (Linde Forkliftdata Management)
Integral diesel particle filter with charge status indicator on display
Custom paintwork
Foundry version

Other options available on request

Diesel and LPG Forklift Trucks Capacity 5000 – 8000 kg H50, H60, H70, H80, H80/900, H80/1100

SERIES 396

Linde Material Handling

Safety
With loads weighing up to 8000kg, safe and precise load handling is ensured by the unique Linde Torsion Support. Up to 30% less mast distorsion can be realised. An enormous advantage, even on higher lift heights. This unique design also enables slimmer mast profiles to be fitted for outstanding visibility.

Performance
A truck designed to take care of the really tough applications. Advanced drive technology with powerful diesel and LPG engines combined with the original Linde Load Control enables the operator to use the truck's vast potential to perform every day, shift by shift.

Comfort
Step in relaxed, leave again relaxed. Linde brings to this forklift a generously sized automobile-class workspace. A perfect interface between operator and truck has been achieved with the Linde ergonomic design concept. The spacious cab, comfort-class seat with adjustable armrest and intuitive controls allow fast and stress-free working.

Reliability
50 years of continuous optimisation of the original Linde hydraulic system are combined with robust industrial engines. The result is absolute reliability. The power unit with two maintenance-free displacement pumps for driving and lifting is designed for ease of operation in the most arduous tasks.

Productivity
Effective and costefficient at work: The original Linde hydrostatic transmission works without gearshift, clutch, differential and drum brakes. As a result, uptime is optimised, and maintenance costs are low. The three-way isolation of the operator's compartment, chassis and engine significantly reduces oscillation and vibration to maximise productivity.

Features

Original Linde hydrostatic drive
- Responsive, smooth and precise driving
- No clutch, differential or drum brakes; hydrostatic drive assumes function of service brake
- Robust drive system, well proven in the most arduous applications
- Low maintenance costs and long life

Linde clear-view mast
- Superb visibility
- Full rated capacity up to maximum lift height
- Exceptional residual capacity

Linde twin accelerator pedals
- Rapid change of forward/reverse direction without moving feet from pedals
- Short pedal stroke
- No leg strain or fatigue
- Increased productivity

Linde Load Control
- Accurate, safe load handling
- Effortless fingertip control of all mast functions
- Traction and lift functions completely separate

Linde Truck Control
- Advanced electronic controller
- High dependability resulting from duplicated monitoring systems
- Automatic control of engine speed determined by load carried
- Enclosed in sealed module to protect from dust and dirt

Linde operator compartment
- Advanced functional design for optimum operator comfort and efficiency
- Superb cab with spacious leg and headroom
- Excellent visibility of load and surroundings due to slim-line mast sections and increased cabin width
- Quiet, stress-free working

High-economy engine technology
- Industrial DEUTZ Diesel engine or Volkswagen LPG engine incorporating most advanced technology
- High torque
- Low fuel consumption
- Low engine-out emissions

Linde Torsion Support
- The Linde Torsion Support system absorbs and minimises the stresses on the mast and chassis caused by dynamic torsional forces from the load by up to 30%
- Safer, smoother load handling and extended working life
- The top mounted tilt jacks provide the optimum leverage for outstanding mast control and handling stability of heavy loads

Subject to modification in the interests of progress. Illustrations and technical details not binding for actual constructions. All dimensions subject to usual tolerances.

Linde Material Handling GmbH, Postfach 10 0136, 63701 Aschaffenburg, GermanyPhone +49.6021.99-0, Fax +49.6021.99-1570, www.linde-mh.com, info@linde-mh.de

Linde Material Handling

Printed in Germany 754.e.3.1209 (ed.E.K)

Technical Data (According to VDI 2198)

Characteristics	1.1	Manufacturer		LINDE	LINDE	LINDE	LINDE	LINDE	LINDE	LINDE	LINDE	LINDE	LINDE	LINDE	LINDE
	1.2	Model designation		**H50D**	**H60D**	**H70D**	**H80D**	**H80/900D**	**H80/1100D**	**H50T**	**H60T**	**H70T**	**H80T**	**H80/900T**	**H80/1100T**
	1.3	Power unit		Diesel	Diesel	Diesel	Diesel	Diesel	Diesel	LPG	LPG	LPG	LPG	LPG	LPG
	1.4	Operation		Seat	Seat	Seat	Seat	Seat	Seat	Seat	Seat	Seat	Seat	Seat	Seat
	1.5	Load capacity	Q (t)	5.0	6.0	7.0	8.0	8.0	8.0	5.0	6.0	7.0	8.0	8.0	8.0
	1.6	Load centre	c (mm)	600	600	600	600	900	1100	600	600	600	600	900	1100
	1.8	Axle centre to fork face	x (mm)	630	630	640	640	670	670	630	630	640	640	670	670
	1.9	Wheelbase	y (mm)	2160	2160	2160	2160	2510	2810	2160	2160	2160	2160	2510	2810
Weights	2.1	Service weight	(kg)	10160	10400	11720	12520	14070	14920	10225	10465	11740	12535	14130	14990
	2.2	Axle load with load, front/rear	(kg)	12772/2388	14357/2043	16264/2456	17933/2587	19784/2286	20580/2340	12682/2543	14272/2193	16169/2571	17843/2692	19714/2416	20530/2460
	2.3	Axle load without load, front/rear	(kg)	4925 / 5235	4940 / 5460	5245 / 6475	5340 / 7180	6780 / 7290	7540 / 7380	4835 / 5390	4855 / 5610	5150 / 6590	5250 / 7285	6710 / 7420	7490 / 7500
Wheels/Tyres	3.1	Tyres		SE	SE	SE twin	SE twin	SE twin	SE twin	SE	SE	SE twin	SE twin	SE twin	SE twin
	3.2	Tyre size, front		355/65-15	355/65-15	8.25-15	8.25-15	8.25-15	315/70-15 (300-15)	355/65-15	355/65-15	8.25-15	8.25-15	8.25-15	315/70-15 (300-15)
	3.3	Tyre size, rear		8.25-15	8.25-15	8.25-15	315/70-15 (300-15)	315/70-15 (300-15)	315/70-15 (300-15)	8.25-15	8.25-15	8.25-15	315/70-15 (300-15)	315/70-15 (300-15)	315/70-15 (300-15)
	3.5	Wheels, number front/rear (x = driven)		2x / 2	2x / 2	4x / 2	4x / 2	4x / 2	4x / 2	2x / 2	2x / 2	4x / 2	4x / 2	4x / 2	4x / 2
	3.6	Track width, front	b10 (mm)	1594	1594	1742	1742	1742	1752	1594	1594	1742	1742	1742	1752
	3.7	Track width, rear	b11 (mm)	1600	1600	1600	1550	1550	1550	1600	1600	1600	1550	1550	1550
Dimensions	4.1	Mast/fork carriage tilt, forward/backward	a/b (deg.)	5,0 / 9,0	5,0 / 9,0	5,0 / 9,0	5,0 / 9,0	5,0 / 9,0	5,0 / 9,0	5,0 / 9,0	5,0 / 9,0	5,0 / 9,0	5,0 / 9,0	5,0 / 9,0	5,0 / 9,0
	4.2	Height of mast, lowered	h1 (mm)	2735 [1]	2735 [1]	2738 [1]	2737 [1]	2735 [1]	2737 [1]	2735 [1]	2735 [1]	2738 [1]	2737 [1]	2735 [1]	2737 [1]
	4.3	Free lift	h2 (mm)	150	150	150	150	150	150	150	150	150	150	150	150
	4.4	Lift	h3 (mm)	3550 [2]	3550 [2]	3150 [2]	3150 [2]	2750 [2]	2750 [2]	3550 [2]	3550 [2]	3150 [2]	3150 [2]	2750 [2]	2750 [2]
	4.5	Height of mast, extended	h4 (mm)	4448	4448	4245	4244	4144	4146	4448	4448	4245	4244	4144	4146
	4.7	Height of overhead guard (cabin)	h6 (mm)	2746	2746	2745	2746	2746	2747	2746	2746	2745	2746	2746	2747
	4.8	Height of seat/stand-on platform	h7 (mm)	1503	1503	1503	1504	1503	1505	1503	1503	1503	1504	1503	1505
	4.12	Towing coupling height	h10 (mm)	847	846	841	845	845	844	847	846	841	845	845	844
	4.19	Overall length	l1 (mm)	4639	4639	4649	4649	5629	6329	4639	4639	4649	4649	5629	6329
	4.20	Length to fork face	l2 (mm)	3439	3439	3449	3449	3829	4129	3439	3439	3449	3449	3829	4129
	4.21	Overall width	b1/b2 (mm)	1900/1870 [3]	1900/1870 [3]	2232/1870 [3]	2232/1870 [3]	2232/1870 [3]	2305/1870 [3]	1900/1870 [3]	1900/1870 [3]	2232/1870 [3]	2232/1870 [3]	2232/1870 [3]	2305/1870 [3]
	4.22	Fork dimensions	s/e/l (mm)	60 x 130 x 1200	60 x 130 x 1200	70 x 150 x 1200	70 x 150 x 1200	70 x 200 x 1800	70 x 200 x 2200	60 x 130 x 1200	60 x 130 x 1200	70 x 150 x 1200	70 x 150 x 1200	70 x 200 x 1800	70 x 200 x 2200
	4.23	Fork carriage to ISO 2328, class/type A, B		4A	4A	4A	4A	4A	4A	4A	4A	4A	4A	4A	4A
	4.24	Width of fork carriage	b3 (mm)	1800	1800	1800	2180	2180	2180	1800	1800	1800	2180	2180	2180
	4.31	Ground clearance, below mast	m1 (mm)	207	204	207	204	201	208	207	204	207	204	201	208
	4.32	Ground clearance, centre of wheelbase	m2 (mm)	247	247	246	245	246	247	247	247	246	245	246	247
	4.33	Aisle width with pallet 1000 x 1200 across forks	Ast (mm)	4890 [4]	4890 [4]	4900 [4]	4900 [4]	5215 [4]	5505 [4]	4890 [4]	4890 [4]	4900 [4]	4900 [4]	5215 [4]	5505 [4]
	4.34	Aisle width with pallet 800 x 1200 along forks	Ast (mm)	5090 [4]	5090 [4]	5100 [4]	5100 [4]	5415 [4]	5705 [4]	5090 [4]	5090 [4]	5100 [4]	5100 [4]	5415 [4]	5705 [4]
	4.35	Turning radius	Wa (mm)	3060	3060	3060	3060	3345	3635	3060	3060	3060	3060	3345	3635
	4.36	Minimum pivoting point distance	b13 (mm)	975	975	975	975	975	975	975	975	975	975	975	975
Performance	5.1	Travel speed, with/without load	(km/h)	23 / 23	23 / 23	23 / 23	23 / 23	23 / 23	23 / 23	20 / 20	20 / 20	20 / 20	19 / 19	19 / 19	17 / 17
	5.2	Lifting speed, with/without load	(m/s)	0.53 / 0.53	0.53 / 0.53	0.51 / 0.54	0.51 / 0.54	0.51 / 0.54	0.51 / 0.54	0.51 / 0.53	0.51 / 0.53	0.43 / 0.54	0.4 / 0.54	0.4 / 0.54	0.51 / 0.54
	5.3	Lowering speed, with/without load	(m/s)	0.5 / 0.5	0.5 / 0.5	0.56 / 0.48	0.56 / 0.48	0.56 / 0.48	0.56 / 0.48	0.5 / 0.5	0.5 / 0.5	0.56 / 0.48	0.56 / 0.48	0.56 / 0.48	0.56 / 0.48
	5.5	Tractive force, with/without load	(N)	35000 / 34000	38000 / 35000	45000 / 41000	50000 / 42000	51000 / 46000	54000 / 50000	35000 / 34000	38000 / 35000	45000 / 41000	50000 / 42000	51000 / 46000	54000 / 50000
	5.7	Climbing ability, with/without load	(%)	26 / 34	24 / 34	24 / 33	25 / 36	24 / 34	25 / 34	26 / 34	24 / 34	24 / 33	25 / 36	24 / 34	23 / 33
	5.9	Acceleration time, with/without load	(s)	5,1 / 4,7	5,6 / 5,1	6,1 / 5,5	6,5 / 5,7	6,6 / 5,8	6,7 / 5,9	5,5 / 5,1	6,0 / 5,3	6,7 / 5,8	7,2 / 6,1	7,3 / 6,2	7,8 / 6,7
	5.10	Service brake		hydrostatic	hydrostatic	hydrostatic	hydrostatic	hydrostatic	hydrostatic	hydrostatic	hydrostatic	hydrostatic	hydrostatic	hydrostatic	hydrostatic
IC-Drive	7.1	Engine manufacturer/type		Deutz TCD 2012	Deutz TCD 2012	Deutz TCD 2012	Deutz TCD 2012	Deutz TCD 2012	Deutz TCD 2012	VW 3,6l VR6	VW 3,6l VR6	VW 3,6l VR6	VW 3,6l VR6	VW 3,6l VR6	VW 3,6l VR6
	7.2	Engine performance according to ISO 1585	(kW)	87	87	87	87	87	87	72	72	72	72	72	72
	7.3	Rated speed	(min-1)	2200	2200	2200	2200	2200	2200	2500	2500	2500	2500	2500	2500
	7.4	Number of cylinders/displacement	(-/cm3)	4 / 4038	4 / 4038	4 / 4038	4 / 4038	4 / 4038	4 / 4038	6 / 3597	6 / 3597	6 / 3597	6 / 3597	6 / 3597	6 / 3597
	7.5	Fuel consumption according to VDI cycle	(l/h); (kg/h)	7.5	7.9	8.4	8.9	9.6	10.1	7.2	7.6	8	8.4	8.8	9.3
Others	8.1	Type of drive control		Hydrost./stepl.	Hydrost./stepl.	Hydrost./stepl.	Hydrost./stepl.	Hydrost./stepl.	Hydrost./stepl.	Hydrost./stepl.	Hydrost./stepl.	Hydrost./stepl.	Hydrost./stepl.	Hydrost./stepl.	Hydrost./stepl.
	8.2	Operating pressure for attachments	(bar)	265	265	265	265	265	265	265	265	265	265	265	265
	8.3	Oil flow for attachments	(l/min)	70	70	70	70	70	70	70	70	70	70	70	70
	8.4	Noise level at operator's ear	(dB(A))	77	77	77	77	77	77	76	76	76	76	76	76
	8.5	Towing coupling, design/type, DIN 15 170		similar to form H	similar to form H	similar to form H	similar to form H	similar to form H	similar to form H	similar to form H	similar to form H	similar to form H	similar to form H	similar to form H	similar to form H

1) With 150 mm free lift
2) For alternative masts, refer to tables
3) front/rear
4) Including a = 200 mm (min.) operating aisle clearance.

Lifting capacity diagrams

Lifting capacity diagrams valid with SE-tyres.

H50

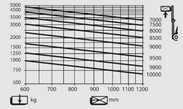

H60

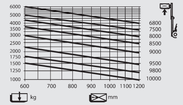

H70

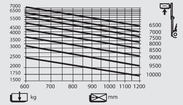

H80

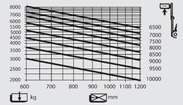

H80/900

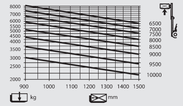

H80/1100

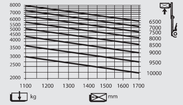

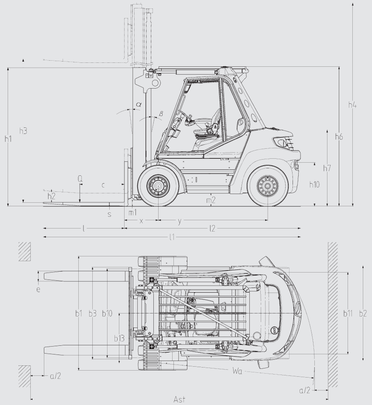

Overall and lift heights H 50, H 60 (in mm)		Standard mast					Triplex mast				
Lift	**h3**	3550	4150	4550	5250	6050	4770	5820	6420	7470	8670
Overall heights, forks lowered with 150 mm freelift-Standard)	**h1 #**	2734	3034	3234	3584	3984	2710	3010	3210	3560	3960
Overall heights at max. lift with 4 rollers fork carriage	**h4**	4448	5048	5448	6148	6948	5660	6710	7310	8360	9560
Overall heights at max. lift with 6/8 rollers fork carriage	**h4**	4640	5240	5640	6340	7140	5860	6910	7510	8560	9760

Overall and lift heights H 70, H 80 (in mm)		Standard mast					Triplex mast				
Lift	**h3**	3150	3750	4150	4850	5650	4705	5605	6205	7255	8455
Overall heights, forks lowered with 150 mm freelift-Standard)	**h1 #**	2738	3038	3238	3588	3988	2710	3010	3210	3560	3960
Overall heights at max. lift with 4 rollers fork carriage	**h4**	4245	4845	5245	5945	6745	5795	6695	7295	8345	9545
Overall heights at max. lift with 8 rollers fork carriage	**h4**	4540	5140	5540	6240	7040	6095	6995	7595	8645	9845

Overall and lift heights H 80/900, H 80/1100 (in mm)		Standard mast					Triplex mast				
Lift	**h3**	2750	3350	3750	4450	5250	4205	5105	5705	6755	7955
Overall heights, forks lowered with 150 mm freelift-Standard)	**h1 #**	2735	3035	3235	3585	3985	2710	3010	3210	3560	3960
Overall heights at max. lift with 8 rollers fork carriage	**h4**	4144	4744	5144	5844	6644	5595	6495	7095	8145	9345