


STRIFFLER®




Beschlag-Montagestation 2400 ST

Unité de montage de ferrures 2400 ST

Furniture fitting station 2400 ST



Typ 2450







STRIFFLER®



Glasleistensäge 2730
Scie à parcloles 2730
Glazing-bead saw 2730

Gerät SDM 2006
Appareil SDM 2006
Equipment SDM 2006




Gerät SDM 1002
Appareil SDM 1002
Equipment SDM 1002




Schraubensortierer
Distributeur de visses
Screwsorter




Säge 2730 mit Gerät SDM 2008
Scie 2730 avec appareil SDM 2008
Saw 2730 and equipment SDM 2008




Elektronischer Längenanschlag
Butée de longueur électronique
Electronic length limit stop



Sonderanlage 2400 ST
Station spéciales 2400 ST
Special plant 2400 ST




Fräsaggregat 2402 ST
Aggregat de fraisages 2402 ST
Milling unit 2402 ST




Mehrspindel-Bohreinheit
Multibroche
Multi-spindle drilling unit

Bohr- und Dreheinrichtung
Unité de perçage et de vissage
Drilling and turning unit



Dichtungseindrückvorrichtung
Station d'introduction de joints
Seal inserting device






STRIFFLER®



Beschlagmontagestation 2450
Unité de montage de ferrures 2450
Furniture fitting station 2450



◀ **Bohr- und Fräsaggregat**
Unité de perçage et de fraisage
Drilling and milling unit



Automatische Schraubeinheit ▶
Visseuse automatique
Automatic power screw driver

Abbildungen, Maß- und Mengenangaben sind unverbindlich!
Les illustrations, cotes et quantités indiquées sont sans engagement!
Illustrations, dimensions and quantities mentioned are without engagement!

WA 2/90-2400 ST — 2000

Ihr Fachhändler