


## SWT 700/900 – Fascination Sanding





## Bütfering around the world

- Extensive customer support from over 80 partners worldwide
- Fast and effective service
- Global active sales and service technicians
- Intelligent spare parts provision due to identical components in the Homag Group

## Our philosophy

- Satisfied customers
- Satisfied employees
- Satisfied investors



## Ideal range of performance

## SWT 700

## SWT 900

Feed speed

< 35m/min

< 65m/min

Working width

1350/1650 mm

1350/1650/2200 mm

Abrasive belt length

2620/3250 mm

2620/3250 mm\*

Motor max

30 KW

53 KW





## Everything from a single source

Wood processing companies around the world rely on Bütfering sanding machines. Tradition and innovation have been the mainstays of the company's philosophy for over 60 years.

As a member of the Homag Group, Bütfering is now one of the world's most eminent manufacturers of wide belt sanding machines for all areas of application.

Customer-orientated machine solutions, continuity, reliability and expertise are ensured by qualified employees.

State-of-the-art technology in construction and production guarantees the highest production standards. The Homag Group distribution network, supported by national and international Bütfering Application Specialists, ensures that each machine is the best

machine for the customer and features the ideal equipment for its purpose.

Factory provided and in-house training and seminars advance the qualification of the employees.

First-class sanding technology with an attractive appearance is the best way to describe the SWT 700/900 Profiline series. Alongside the efficient, advanced technology within, the machines will win you over with their modern, ergonomic design, in which functionality and aesthetics complement one another perfectly.

Bütfering is setting new standards in technique, design and production „Made in Germany“ with the Profiline SWT 700/900.





# E

## Applications:



Fine sanding of wood and wood materials as well as lacquered surfaces.  
Improving of the sanding result of pre-sanded processes




# C

## Applications:



Solid wood, veneer, lacquer sanding

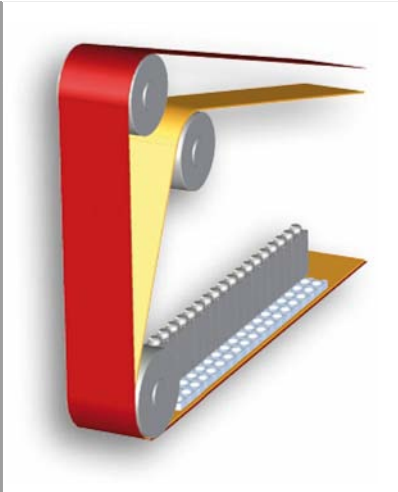


# Q

## Applications:



Veneer sanding, removing of tape  
 For sanding of long cross-veneered parts  
 Intermediate lacquer sanding and preparation for high gloss  
 Solid wood sanding



# R

## Applications:



Calibrating of wood and wood materials  
 Scuff sanding for adhesion




# H

## Applications:



High quality sanding of the most different surfaces  
Lacquer sanding with very fine grit  
Solid wood sanding, especially frame parts




# Cutterblock



## Applications:



Chip removal 1 to 8 mm





# Top brush


## Applications:



Fine sanding of wood and wood materials,  
as well as lacquered surfaces  
Improving of the sanding result of pre-sanded processes




# Barrel brush




## Applications:



Fine sanding of wood and wood materials,  
as well as lacquered surfaces  
Improving of the sanding result of pre-sanded processes





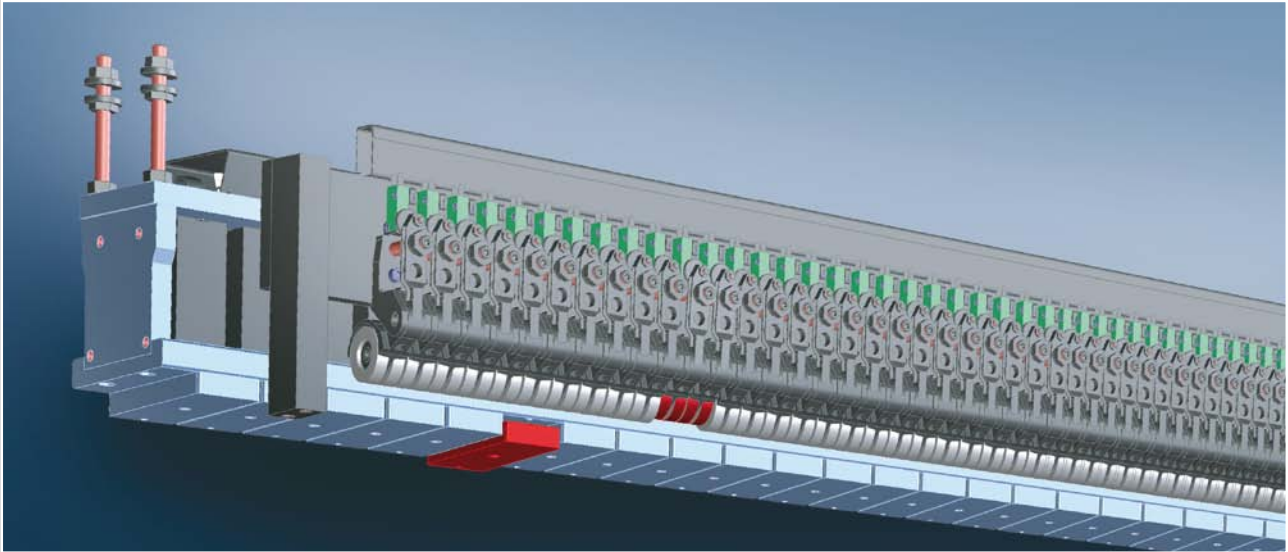


**mps...**  
Magnetic Pad System

## MPS – Fascinating Technique for perfect surfaces

MPS - Magnetic Pad System - the latest development from Bütfering now uses a magnetic solenoid to generate sanding force as opposed to a pneumatic system. Linked with a PLC control this offers a greater degree of control over the function of the segmented pad and brings significant advantages.





### Dynamic Force Control

- Using the PLC it is easy to give individual force control to each solenoid – difficult to obtain with pneumatics. In addition, each solenoid is designed to exert more force the further it extends, and less force when retracted, this compensates for the abrasive belt tension as the solenoid is asked to handle part thickness variations.
- At the front and back of parts, the MPS progressively ‘ramps’ the pressure on and then off to guarantee a uniform sanding result even on the thinnest of veneers and lacquers.

### No ‘slip stick’

- Ultra-smooth piston guidance eliminates any ‘stiction’ effect found with air cylinders. This is an important element when asking the segmented pad to compensate for part thickness variations.

### Proportional Pressure Control

- Proportional pressure control at the part edge is easily achieved with the standard 2:1 sensor/solenoid package. When parts enter the machine they are scanned and the edge pressure is constantly modified according to whether 1 or 2 edge sensors have been activated. As an option a 3:1 sensor/solenoid ratio is also available (MPS Plus).

### CUSTOMER USE:



Parts are sanded uniformly without risk of sanding through lacquer or veneer

### CUSTOMER USE:

Excellent thickness tolerance compensation  
Maintenance free solenoids

### CUSTOMER USE:

Proportional pressure control at the part edge ensures perfect sanding results ‘tip to tip’

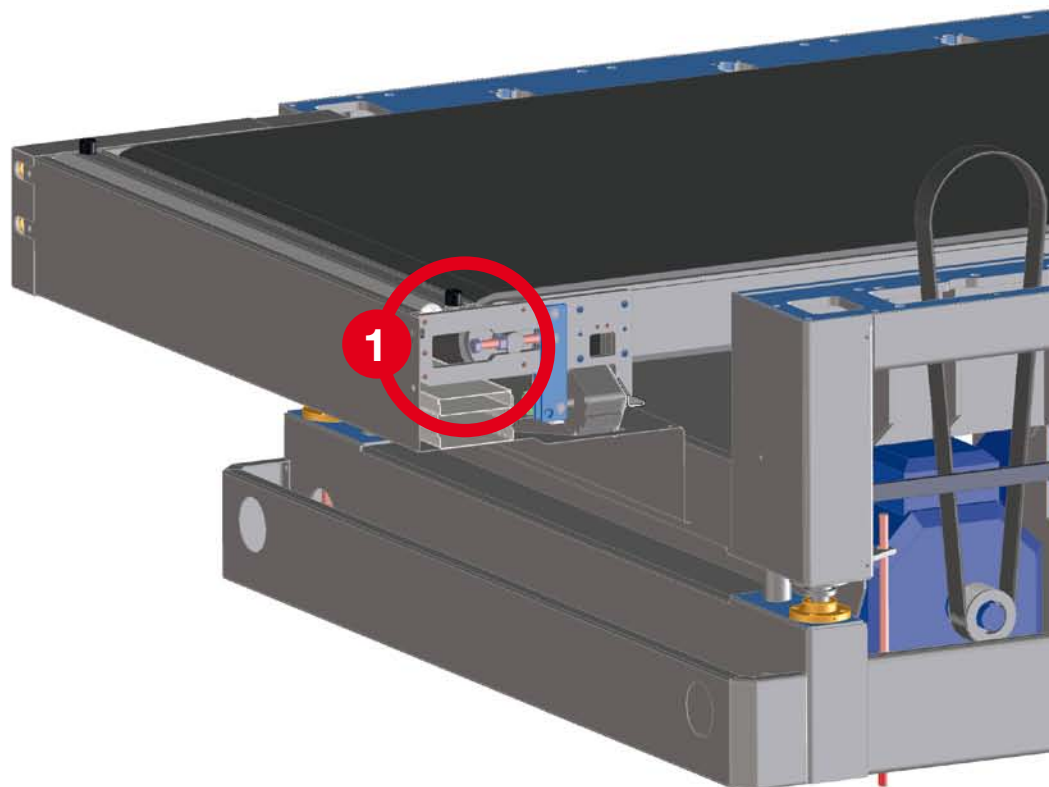



## 1 Conveyorised feed control

Two-sided control with non-contact monitoring and mechanic emergency stop

## 2 Main drive head

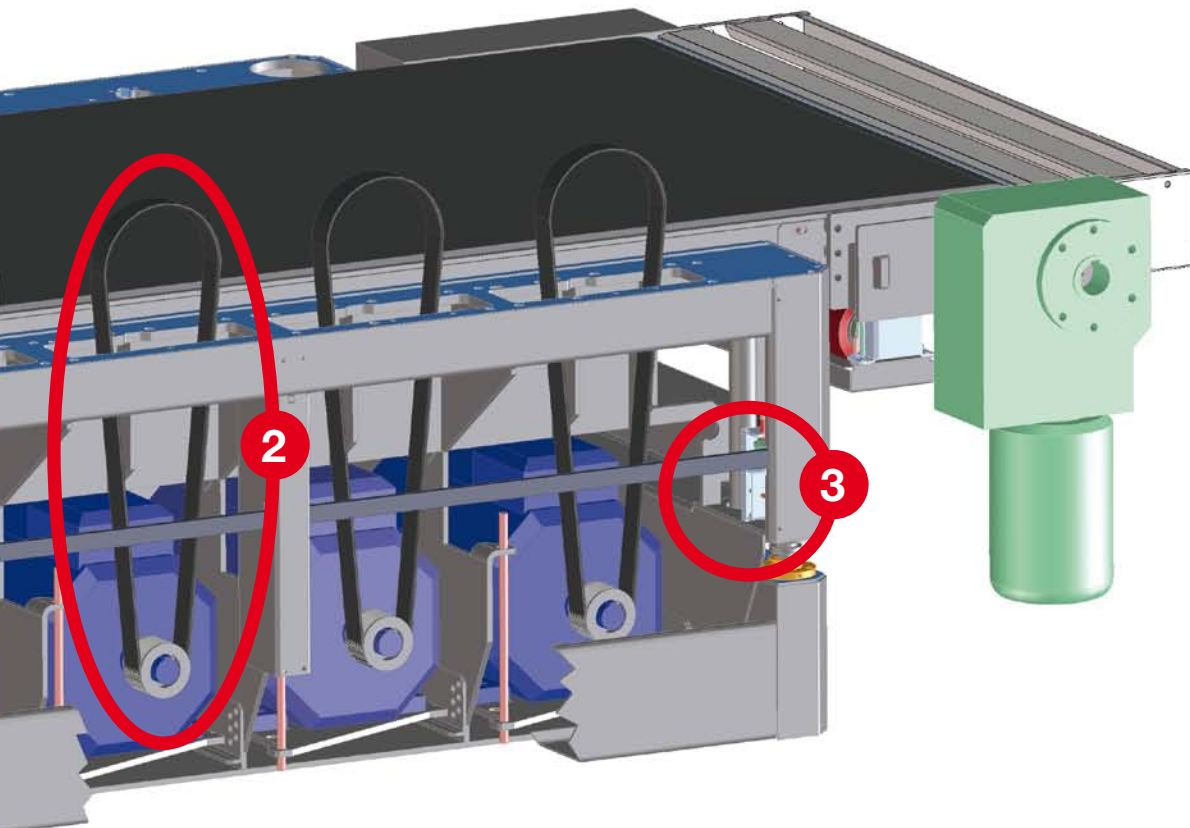
Main drives with Poly V-belts for perfect and low-vibration power transmission






### 3 Height adjustment of upper machine part

Safe power transmission by a circular double chain and 4 large diameter threaded spindles




## 1 Feed belt control

Two sided control with non-contact control and mechanic emergency stop. Low mechanic charge by special design provides for a long-life cycle and quietness even at high feed speeds with frequent control processes.

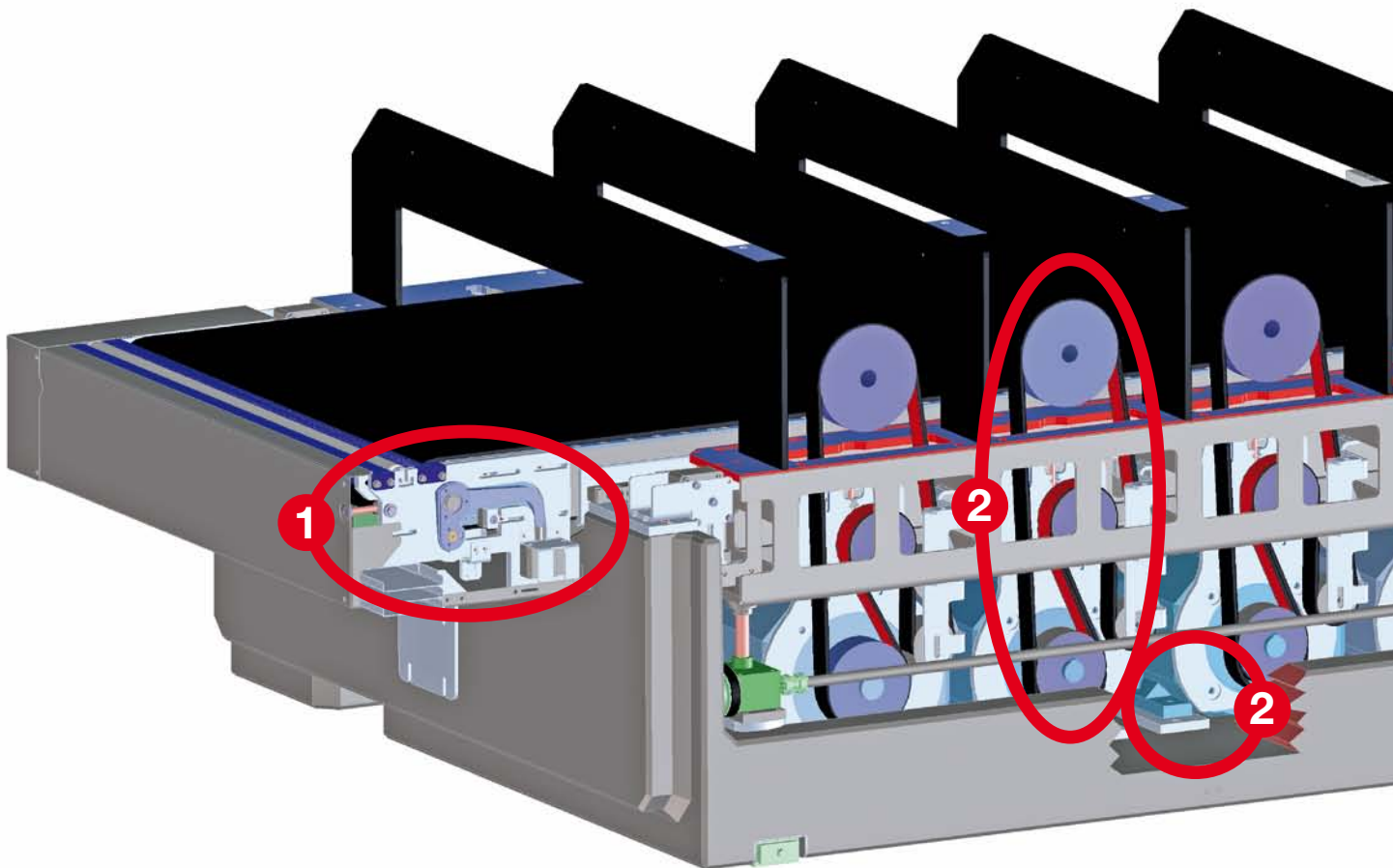


## 2 Main drive head

Main drives with Poly V-belts for optimum and low vibration power transmission. The belt tension is not motorized, but via a patented pending construction against vibration.



The motors are directly mounted on to fibre reinforced incorporated metal blocks. Little vibrations are dissipated into the high mass of the material.



**3 Height adjustment of heads**

The height adjustment of the heads via lifting spindle gears guarantees a fast positioning speed at simultaneous precision in 1/100 mm range.



**4 Fixing of feed**

The feed is directly connected with the cast mineral via cast-in anchors. This guarantees precision and quietness even under extreme charge.

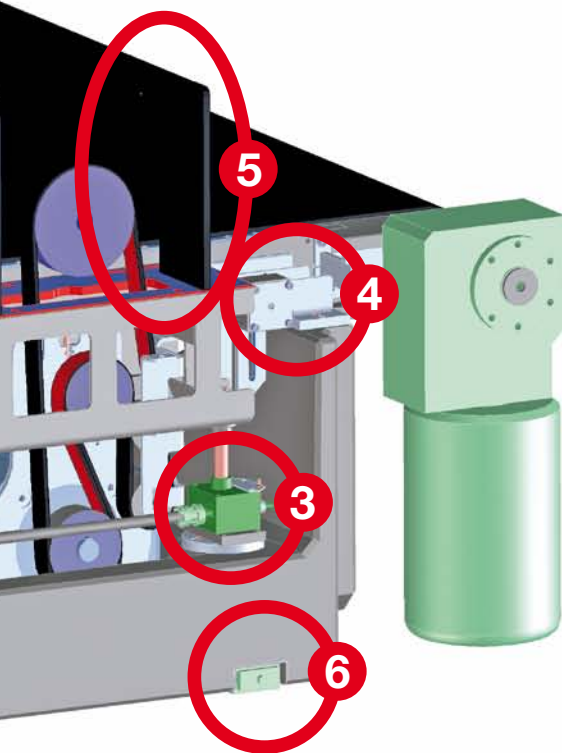


**5 Steel cross bars**

between the head carrying main cross bars for maximum stabilising of the whole construction.

**6 SORB TECH**

is called the fibre reinforced cast mineral, of which this base machine is casted. Extreme load capacity and a high mass as well as a positive energy balance are one of the outstanding features of this material being used in the Homag Group.



**Machine arrangement**

The machine is resting on special machine feet with its high weight.



## Touchscreen Operator Terminal

- 10,4" colour touchscreen for complete machine control
- Intuitive user guidance
- 200 programmable memory slots for repeatable surface quality
- Error messages in plain text, machine parameters relevant to sanding can be stored.
- Program can be changed in a matter of seconds.



## Stable guidance by rubberised pressure rollers

- Spring loaded rollers with stable guidance
- Rubberised pressure rollers placed close to the sanding heads
- Additional pressure roller before and behind the workpiece sensing zone



SWT 700

- Spring loaded pressure rollers with stable guidance. Eccentric guided pressure rollers with adjustable pressure for perfect guidance at high feed speeds and minimum wear.



SWT 900

## Automatic overthickness protection

- Feed stops in the event of over thick parts being fed
- Sanding unit stops immediately and is switched to stand-by mode
- Touchscreen function is blocked to prevent incorrect inputs
- Plain text error messages





## Variable feed speed

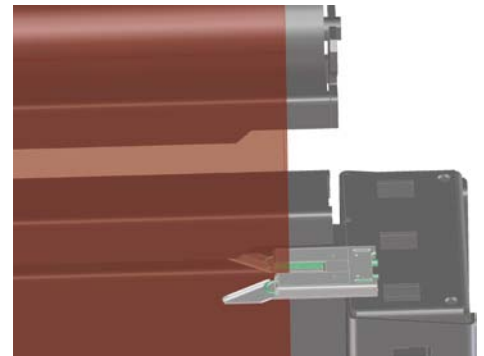
Extended conveyor unit for simplified integration into linkings with high quality conveyorbelt and large rubberised drive drum



## Electronic abrasive belt oscillation

Non contact oscillation control for keeping the abrasive belt on track


Optical non contact fail-safes in the event of abrasive belt mistrack.



## Automatic head locking

Heads unlock / lock automatically when opening or closing doors

Eliminates operator errors and speeds up belt change time.



## Telescopic infeed extension



## Variable cutting speed

Speed control via frequency inverter

Poly V-belt transmission



## Vacuum table

High performance fan built into the machine frame,  
featuring a flow control valve



## Sanding heads with air-jet belt cleaners

Pneumatic oscillating air-jet belt cleaning device with integrated dust hood

Activated by the workpiece, protecting resources


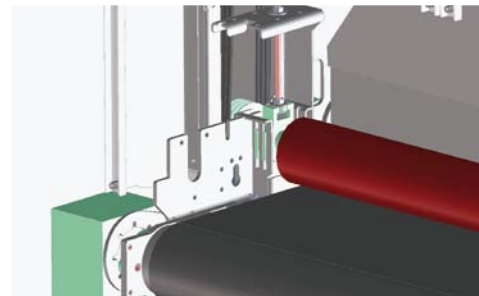


## Additional, versatile heads

Satinizing or structuring brush

Cleaning system with ionisation device and rotary air-jet parts cleaning system,

activated by the workpiece



## Wireless thickness caliper ME 5000

An innovation from Bütfering

Cable-free transmission of workpiece thickness measurements to the machine

Various measuring modes




## EMZR – motor contact roller adjustment

Contact roller positioning to 1/10 m via precision motor with a possibility to save different values in the Terminal (applies only for machines with Terminal control)



## Integrated cleaning plant


Ionisation device for neutralising of electro-static charge for better workpiece cleaning, incl. workpiece cleaning plant with rotary air-jets, with dust hood



## Brush heads

Brush head for barrel brushes with up to 300 mm diameter and quick-changing device

Electro-motor lifting-lowering device for the brush head



## The machines without MPS segmented pad

The models are also available with a non-segmented pressure pad for solid wood processing only.



Schematic diagram of non-segmented pad

## Abrasive belt length 3250 mm







## It pays to be a Bütfering customer

### **Bütfering is everywhere**

The well established sales, service, and dealer network of the Homag Group ensures fast response times and closer customer proximity throughout the world.


### **Practical training**

Bütfering sanding machines are extremely user friendly, however a basic training course is provided alongside commissioning to increase user proficiency.

When required, we can also offer additional on-site training, or this can be done in our dedicated training rooms at the Bütfering factory.

### **Same parts, simple handling**

Many parts, control elements and components are identical in the machines of the Homag Group. This makes operation easier, cuts costs, reduces spare parts stock and speeds up maintenance and service. Moreover, scheduled professional maintenance increases the availability and productivity of the machines.



Technical Data and Photos are not binding in all details  
Right of technical modification reserved. – 08.09

www.frankundfrei-ms.de

Contact your U.S. distributor for more information:

**stiles**

Your success is our business.  
3965 44th St SE  
Grand Rapids, MI 49512  
p 616.698.7500  
f 616.698.9411  
[www.stilesmachinery.com](http://www.stilesmachinery.com)

**BÜTFERING**

Bütfering  
Schleiftechnik GmbH  
Stromberger Straße 170  
D-59269 Beckum  
Telefon 0 25 21-842-0  
Telefax 0 25 21-842-67  
Internet: [www.buetfering.de](http://www.buetfering.de)  
e-Mail: [info@buetfering.de](mailto:info@buetfering.de)