

STANDARD MACHINES BASIC



TRADITION

Casadei combines tradition and progress.

The extensive Casadei production program dates back to 1945, when the first machines rolled out of the factory and into traditional woodworking shops.

Casadei, thanks to constant investments into research and design, has become a pinnacle of quality in the world marketplace.

With a state of the art research and development department and a highly automated production process, we guarantee innovative high tech products characterized by excellent quality and reliability.

TRADITION



PROGRESS

Due to a widespread and highly qualified distribution network, Casadei enjoys great success in more than 90 countries worldwide. Casadei's complete range of products now varies from traditional machines to sophisticated special machines such as automatic beam saws, wide belt sanders, edge banders and throughfeed moulders.

PROGRESS



ALA 15/ALA 20

ALA SERIES EDGE BANDERS

The ALA 15 and ALA 20 edgebanders are Casadei's proposal for the craftsman. A compact size, limited investment, precision machining and sturdiness are the typical features of these products.



ALA 15

Automatic edge bander for pre-glued edges



ALA 20

Automatic edge bander with glue tank




Feeding system.
Upper feeding belt.
Telescopic support on wheels for large sized panels.



Entry guide.
Entry guide with micrometric adjustment according to the edging thickness.
The edging thickness to be applied is indicated by a decimal numerical indicator.

ALA 15/ALA 20

ALA SERIES EDGE BANDERS



Gluing unit on ALA 20.

The gluing unit includes the trimmer for cutting the edging, a glue tank with ~1,4 Kg capacity and 3 pressure rollers.

Electronic temperature adjustment. The machine is equipped with a waiting selector switch for lowering the temperature should the machine not be used for a while.



Gluing unit on ALA 15.

The gluing unit includes the shear for cutting the edging, a Leister blower for heating the glue spread on the edging and 3 pressure rollers.





End trimming unit.

Precision end trimming unit with coupling system for end trimming excess edging at the front and rear of the panel.
The unit does not require any adjustment.



Top and bottom trimming unit.

Equipped with combined cutters, it allows trimming of radius edging (2 mm thickness) and thin edging (0,4 - 1 mm thickness) without needing to replace the cutters.

To changeover from 2 mm thick radius edging to thin edging you just need to axially adjust the cutters by means of 2 knobs equipped with decimal numerical indicators.



Kit per bordi in legno che comprende:

- Piatto per bordi in rotoli di diametro 730 mm con rulli laterali di contenimento.
- Primo rullo di pressione registrabile

ALA 15/ALA 20

ALA SERIES EDGE BANDERS

TECHNICAL DATA*	ALA 15	ALA 20
Worktable size	1950 x 300 mm	1950 x 300 mm
Worktable height	904 mm	904 mm
Min./Max. edge thickness	0,4/2 mm	0,4/2 mm
Min./Max. panel working thickness	12/45 mm	12/45 mm
Min. workable panel length/width	180/65 mm	180/65 mm
Feed speed	5 m/min	5 m/min
Trimmers rotation speed RPM	10.000	10.000
Standard TCT tools (trimmers)	Ø 75 mm Z4 -15°	Ø 75 mm Z4 -15°
Coil holder plate diameter	730 mm	730 mm
Leister blower power	3400 W	-
Working temperature	20 ÷ 450°	~200°
Feed motor power	0,18 kW	0,18 kW
Glue tank motor power	-	0,18 kW
Trimmer motor power	0,37 kW	0,37 kW
Suction hoods diameter	1 x Ø 120 mm	1 x Ø 120 mm
Suction speed	20 m/sec	20 m/sec
Air consumption	814 m³/h	814 m³/h
Net weight basic machine	250 Kg	270 Kg

EQUIPMENTS*	ALA 15	ALA 20
Sliding table made of anti-friction and scratch resistant material	●	●
Telescopic front support with rollers - total support surface 1950 x 550 mm	●	●
Automatic edge loading system for coil edging with pneumatic shear for the cut	●	●
Intestatore pneumatico per il taglio a 90 gradi del bordo nella parte anteriore e posteriore del pannello	●	●
Top and bottom trimming unit complete with copy pads	●	●
75 mm cutterheads with shaped profile (2 mm radius)	●	●
Single-phase version 50 Hz	●	●
Single-phase version 60 Hz	○	○
Kit for solid wood coil edging, up to 2 mm thick	-	●

* For technical, commercial and safety regulations reasons standard and extra accessories can change from country to country. Please refer to your nearest Casadei distributor.

In this catalogue, machines are shown with options and in CE configuration. We reserve the right to modify technical specifications without prior notice, provided that such modifications do not affect safety as per CE certification.

● = standard ○ = Optional - = Not available

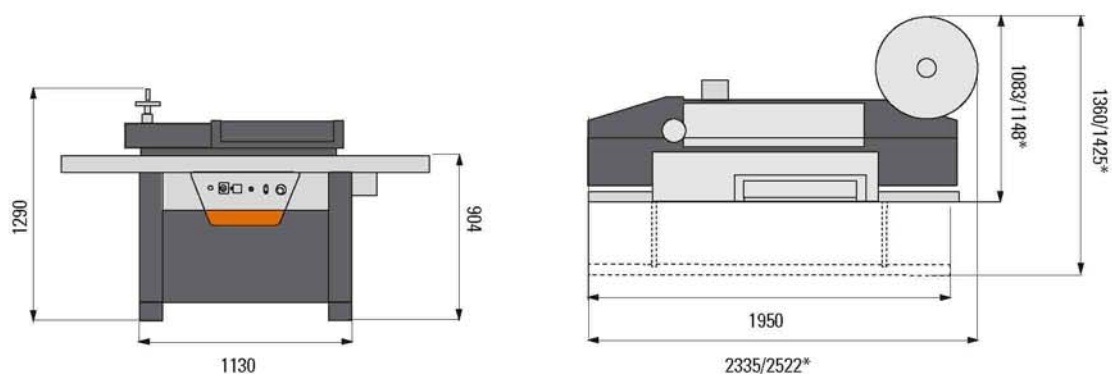
NOISE LEVELS	ALA 15	ALA 20
Acoustic pressure at the operator's in feed position while the machine is idling EN ISO 11202:1995	68,0 dB (A)	68,0 dB (A)
Acoustic pressure at operator's infeed position while the machine is working EN ISO 11202:1995	77,9 dB (A)	81,2 dB (A)
Acoustic pressure at operator's outfeed position while the machine is idling EN ISO 11202:1995	70,4 dB (A)	70,4 dB (A)
Acoustic pressure at operator's outfeed position while the machine is working EN ISO 11202:1995	81,2 dB (A)	70,4 dB (A)
Acoustic power while the machine is idling EN ISO 3746:1995	83,8 dB W (A)	83,8 dB W (A)
Acoustic power with the machine running EN ISO 3746:1995	91,3 dB W (A)	91,3 dB W (A)

*Uncertainty factor K (probability 68,27%)

The maximum instantaneous noise level pressure is under 130 dB (C)

The measurements were taken in compliance with the EN 1218-4:2004 + A2:2009 standards under the specified test conditions, using the recommended materials and measuring instruments and to Rdp 02039.

DIMENSIONS



* with kit for solid wood coil edging
(option for ALA 20)

ALA 20 PLUS

ALA SERIES EDGE BANDERS

The ALA 20 Plus edgebander is Casadei's proposal for the high-level craftsman. Machine control by PLC, the possibility of equipping the machine with edge scraping and brushing units, as well as the compact size, precision machining and sturdiness are the main features of this product which satisfies the most demanding customers.



ALA 20 PLUS

Automatic edge-bander for pre-glued edges



Control panel
Control panel positioned at the machine's infeed in an ergonomical position.
The whole machine and all working units present (apart from the edge scraping unit) are controlled by PLC.



ALA 20 PLUS

ALA SERIES EDGE BANDERS



Entry guide.

Entry guide with micrometric adjustment according to the edging thickness. The edging thickness to be applied is shown by a decimal numerical indicator.



Brushing unit.

The brushing unit, available on request, is used for polishing the sharp edge of the trimmed edge.



Edge scraping unit.

The edge scraping unit, available on request, is supplied with R=2 mm knives. On request, and without any extra cost, the machine can be equipped with R=3 mm knives on the edge scraping unit and cutters on the trimming unit. Manual exclusion of the unit.



End trimming unit

Single blade end trimming unit with 0,37 kW motor. The end trimming unit allows edging 5 mm thick and 50 mm high to be cut.



Trimming unit


The combined cutters, supplied as standard, allow 3 machinings to be carried out on the basis of their horizontal position:

- Rounded edge (2 mm, or as optional 3 mm)
- Chamfered edge (on thin material 0,4 - 1 mm)
- Straight edge (on strip edging 0,5 - 5 mm)



Panel thickness setting

All the working units are connected to the upper crossbar and as such by setting the panel thickness, the whole machine is automatically set. The working height is shown on a precise decimal numerical indicator.



Gluing unit

The gluing unit includes the trimmer for cutting the edging, a glue tank with ~1,4 Kg capacity and 2 pressure rollers.

Temperature adjustment, timed intervention of the edging feed roller and intervention of the shear are controlled by the PLC.

ALA 20 PLUS

ALA SERIES EDGE BANDERS

TECHNICAL DATA*	ALA 20 PLUS
Worktable size	2600 x 530 mm
Worktable height	904 mm
Min./Max. panel working thickness	12 ÷ 50 mm
Coil edging thickness	0,4 ÷ 3 mm
Strip edging thickness	0,5 ÷ 5 mm
Min. workable panel length/width	190 / 65 mm
Feed speed	7 m/min
Pneumatic pressure	6,5 bar
Coil holder plate diameter	730 mm
GLUE TANK UNIT	
Working temperature	20 ÷ 190 °C
Glue tank capacity	~ 0,5 kg
Motor power	1,2 kW
END TRIMMING UNIT	
End trimming blade	Ø 90 mm Z20
Blade rotation speed RPM	12.000
Motor power	0,37 kW
TOP AND BOTTOM TRIMMING UNIT	
Cutter dimensions	Ø 72 mm Z4
Cutters rotation speed RPM	12.000
Motor power	0,75 kW
EDGE SCRAPING UNIT (OPTIONAL)	
Knives with curvature radius	2 mm
BRUSHING UNIT (OPTIONAL)	
Brushes rotation speed RPM	2800
Motor power (2)	0,14 kW
GENERAL TECHNICAL DATA	
Suction hoods diameter	1 x Ø 120 mm
Suction speed	20 m/sec
Air consumption	814 m³/h
Net weight basic machine	450 Kg

EQUIPMENTS*	ALA 20 PLUS
Automatic positioning of the working units according to the panel thickness with manual adjustment of top beam	•
Steel presser with high performance toothed feed belt with steel cables inside	•
Mechanical digital readout of selected panel thickness	•
Protection safety hood for working units	•
Electrical cabinet with PLC	•
Glue tank with quick heating system, teflon coated inside	•
Single blade end trimming unit	•
Top and bottom trimming unit with combined cutters with 3 positions available depending on their horizontal position: - Trimming of radius edging (2 mm or upon request 3 mm) - Trimming of thin bevelled edging (0,4 - 1 mm) - Trimming of solid wood edging up to 5 mm	•
Edge scraping unit	○
Brushing unit	○
Automatic edge loading system for strip edging with magazine	○
Cutter kit for trimming unit R=3 mm	○

* For technical, commercial and safety regulations reasons standard and extra accessories can change from country to country. Please refer to your nearest Casadei distributor.

In this catalogue, machines are shown with options and in CE configuration. We reserve the right to modify technical specifications without prior notice, provided that such modifications do not affect safety as per CE certification.

● = standard ○ = Optional - = Not available

NOISE LEVELS	ALA 20 PLUS
Acoustic pressure at the operator's infeed position while the machine is idling EN ISO 11202:1995 *(K = 4 dB)	68,0 dB (A)
Acoustic pressure at operator's infeed position while the machine is working EN ISO 11202:1995 *(K = 4 dB)	77,9 dB (A)
Acoustic pressure at operator's outfeed position while the machine is idling EN ISO 11202:1995 *(K = 4 dB)	70,4 dB (A)
Acoustic pressure at operator's outfeed position while the machine is working EN ISO 11202:1995 *(K = 4 dB)	81,2 dB (A)
Acoustic power while the machine is idling EN ISO 3746:1995 *(K = 4 dB)	83,8 dB W (A)
Acoustic power with the machine running EN ISO 3746:1995 *(K = 4 dB)	91,3 dB W (A)

*Uncertainty factor K (probability 68,27%)

The maximum instantaneous noise level pressure is under 130 dB (C)

The measurements were taken in compliance with the EN 1218-4:2004 + A2:2009 standards under the specified test conditions, using the recommended materials and measuring instruments and to Rdp 02039.

DIMENSIONS

