





TMA



*Tracks with 64 links for use in automatic line.
Separate control cabinet.*




Track motor with hydraulic speed variator



Open view of link section showing needle bearings



Digital read-out display



Open view of Brev. Gabbiani motor

TMA

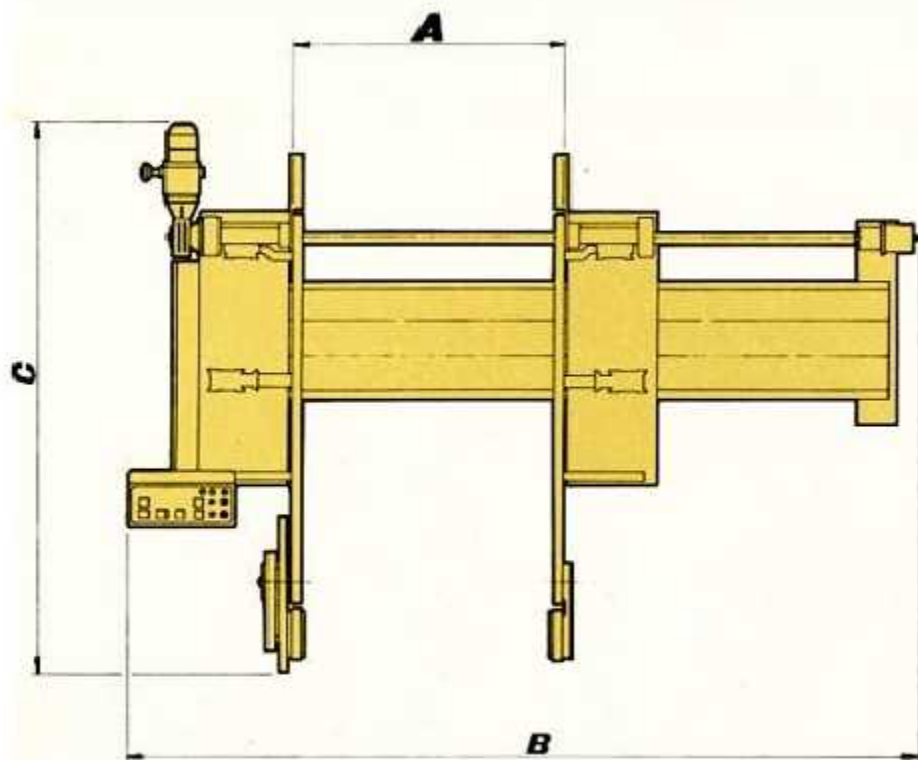
BREV. GABBIANI are well aware of the need to keep ahead of the technological changes in the woodworking industry. The introduction of the Brev. Gabbiani Automatic Double End Tenoner, Model TMA is evidence of this.

The technical characteristics and the equipment make the TMA an extremely reliable and flexible machine.

Whether used on its own or incorporated within a production line, the TMA is designed and built to satisfy the requirements of every user.

Important technical details:

- *The bed carrying the fixed unit and the traverse unit is of tubular steel construction, specially designed for high rigidity against the flexion and torsion of operational.*
- *The track is composed of specially designed links complete with lubricated for life needle bearings to reduce wear.*
- *The traverse system is equipped with a two speed motor, which allows the required setting to be achieved without the need for manual adjustment. The setting is indicated by digital readout which is a standard feature of the TMA.*
- *The working motors, which are high frequency motors, are designed and manufactured by Brev. Gabbiani. Tooling is mounted directly onto the motor spindle. The rectangular shape of the motors allows efficient cooling, space reduction, small tooling diameter and high reliability.*
- *The TMA can be equipped with automatic controls which reduce setting time, increase production and provide a quicker response to customers requirements.*



A	B
1600	3850
2100	4350
2600	4850
3100	5350
3600	5850
4100	6350

MOD.	C
48	3350
56	3750
64	4150

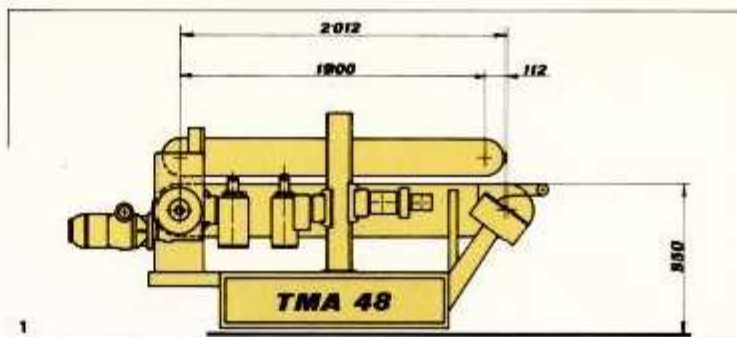
TECHNICAL DATA

Max. working width	mm. 1600, 2100, 2600, 3100, 3600, 4100
Min. working width	mm. 200
Max. working height	mm. 180
Working height of track	mm. 950
Distance between dogs	mm. 380
Feed speed variable	mm./min. 4-20
Traverse motor details (2 speed)	HP 0,12-0,5 at 700/2800 r.p.m.
Track motor power	HP 2,5 at 1400 r.p.m.
Power range of working motors	HP 1,3/2/3,2/5,5/7,5/10 at 3000, 3000/6000, 6000 r.p.m.
Arbor diameter with key 10 UNI	mm. 40

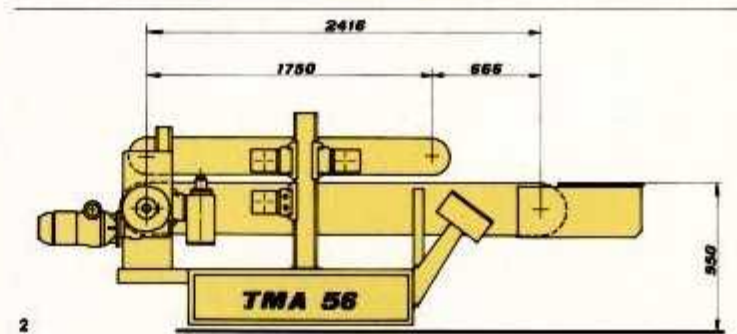
On Request

- Head motors with automatic operation
- Electronic positioning of working width
- Turret stops for positioning of heads
- Hydraulic system for automatic positioning of working motors
- Automatic braking on working heads
- Sound-proof cabinets
- Separate control cabinet

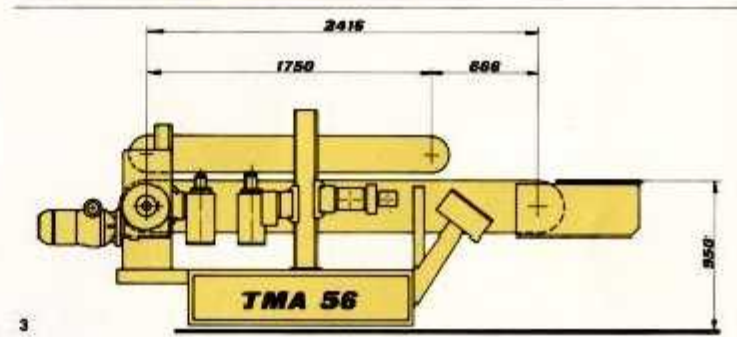
Machine for use with automatic feeder



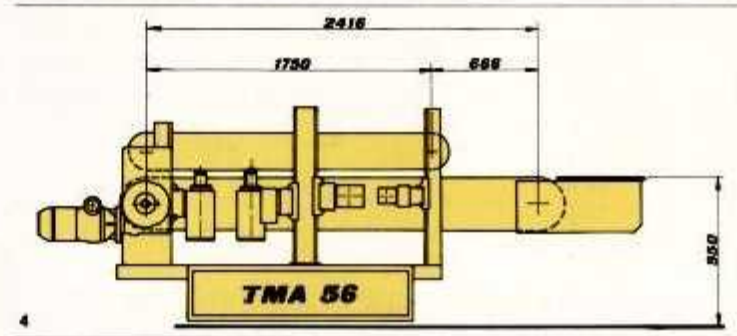
Head layout for joinery production



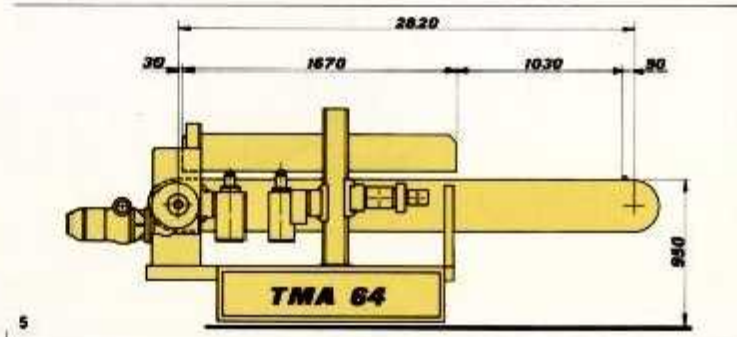
Head layout for furniture production



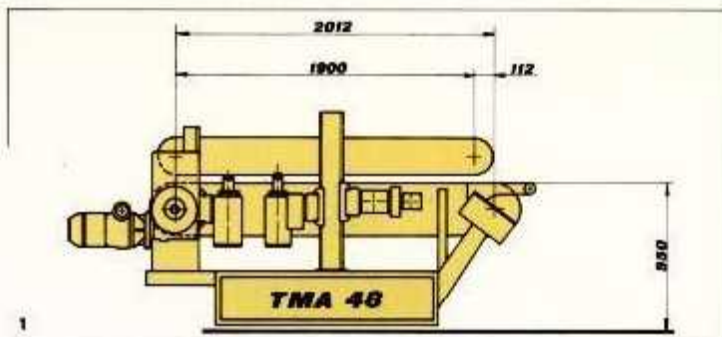
Head layout with independent scorer



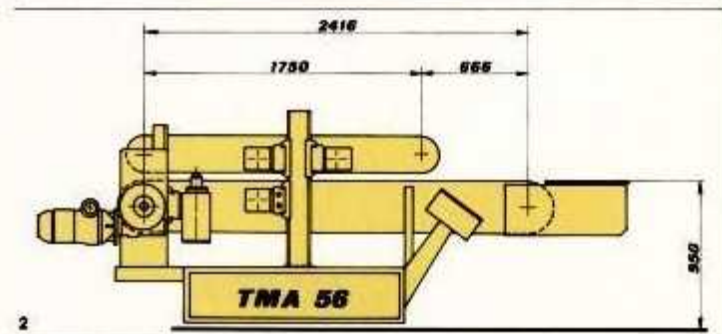
Machine for automatic line



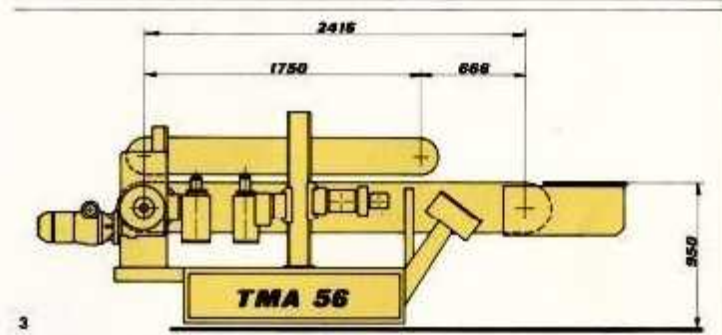
Machine for use with automatic feeder



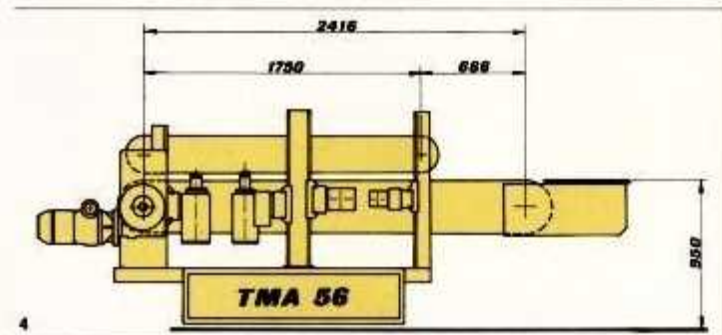
Head layout for joinery production



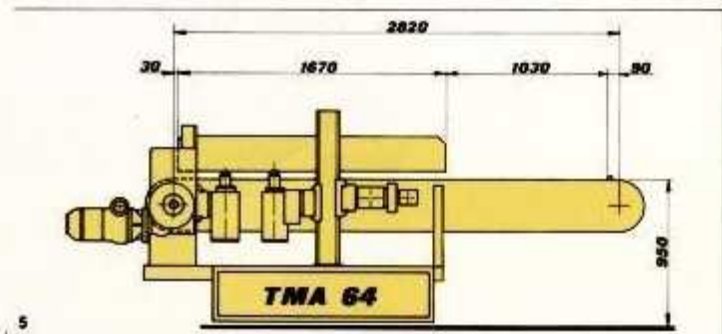
Head layout for furniture production

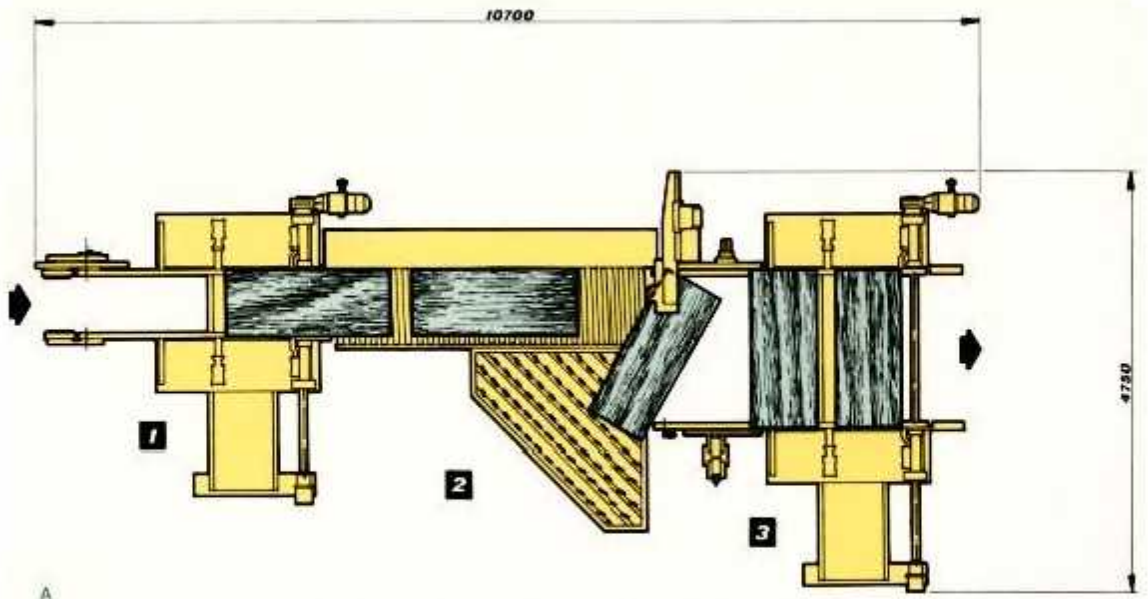


Head layout with independent scorer



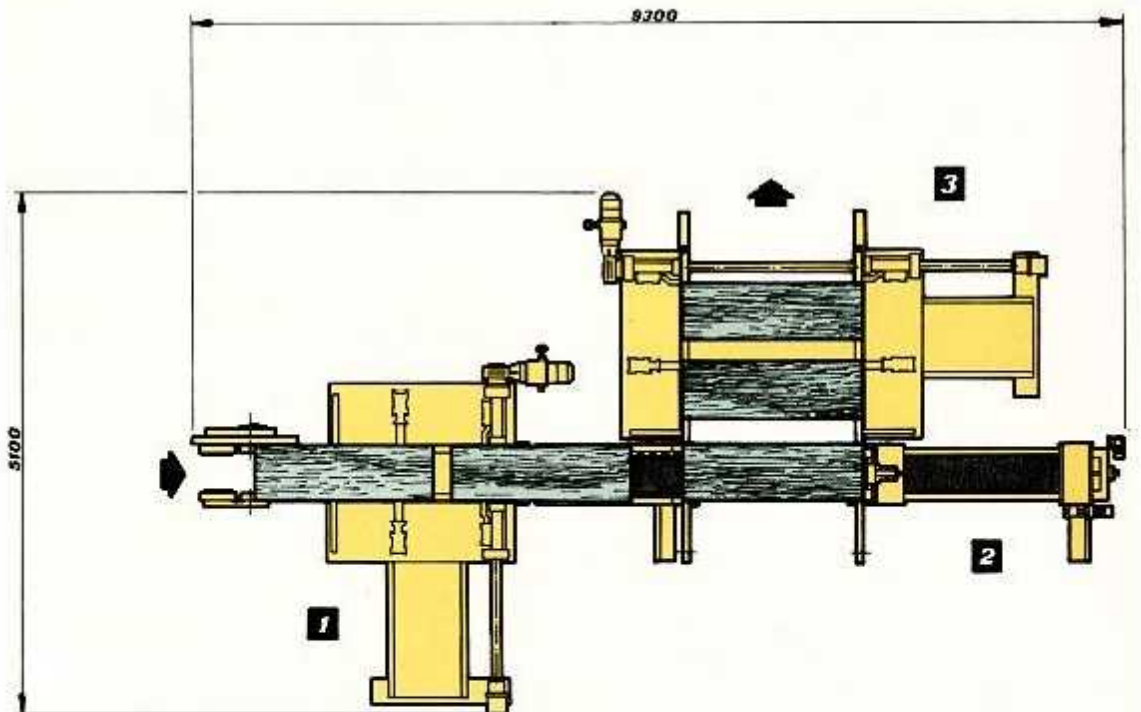
Machine for automatic line





A

Straight automatic line with: 1) TMA-56; 2) Transfer TL800; 3) TMA 64.



Right angle automatic line with: 1) TMA-56; 2) Transfer NT-400 (or NT-900); 3) TMA-64.