

Always a cool cut



The P series:
HPP 200 P | HPP 300 P | HPP 400 P | HPP 500 P |
Custom solutions
Version 2015/1

From a single source – plastics processing with HOLZMA and the HOMAG Group

Storing, retrieving, cutting, trimming and polishing: it is a long road from the unprocessed panel to the finished product, with many processing stations on the way. This road can only be mastered efficiently with a production system that guarantees seamless processes – such as complete solutions from HOLZMA. Together with our sister companies from the HOMAG Group, we provide you with a harmonized system comprising hardware, software and service. This can be achieved very efficiently because everything integrates smoothly. The result is perfection from a single source – for a new level of quality in plastics processing.



Your benefits

- More efficiency due to seamless processes – because all HOMAG Group machines harmonize perfectly with each other
- Top-quality service and reliability due to the worldwide service network of the HOMAG Group and to fast online remote maintenance via TeleServiceNet for all machines
- Consistent complete system encompassing processing machines, software and service
- Everything from a single source – with a dedicated contact at HOLZMA for all questions pertaining to plastics processing



Automatically storing and managing plastic panels



Cutting panels



Trimming shaped parts



Polishing workpieces

HOLZMA Plastics – as versatile as your material

The panel dividing saws of the P series can take on plastic materials of all kinds. Thanks to HOLZMA's modular system, you can individually configure your saw to meet your specific production requirements – with the option of more, because the complete portfolio of the HOMAG Group allows you to link separate machines without any problems. From storage system and saw to CNC machining – we will provide you with an ideal comprehensive package for your plastics processing needs.



Contents

06	HPP 200 P – fast and compact
08	HPP 200 P – standard features
12	HPP 200 P – optional features
16	HPP 300 P – precise and profitable
18	HPP 300 P – standard features
24	HPP 300 P – optional features
32	HPP 400 P – as individual as your requirements
34	HPP 400 P – standard features
40	HPP 400 P – optional features
48	HPP 500 P – big in processing plastics
50	HPP 500 P – standard features
56	HPP 500 P – optional features
60	Custom solutions – systems and production lines
62	Technical data

HPP 200 P – fast and compact

HPP 200 P

Small, powerful and affordable: the HPP 200 P is robust, versatile and efficient. Short cutting cycles, compact machine dimensions and excellent quality make sure of it. In other words, the HPP 200 P is the ideal choice for cutting smaller batches fast.



The HPP 200 P at a glance

Fast

- Short cutting cycles due to high saw carriage speed

Compact

- High performance coupled with compact machine dimensions

Precise

- Saw carriage and program fence driven by rack and pinion systems
- Manual pressure regulation for clamps and pressure beam
- CADmatic 4 PRACTICE with 3D flow diagram



Illustration may show optional equipment.

HPP 200 P – standard features

Standard features
HPP 200 P

The HPP 200 P is equipped as standard with state-of-the-art high-tech systems, which make your work even more efficient. The results speak for themselves!

Developed for plastic material

Exceptional materials require exceptional features. The P series includes as standard:

- Frequency-controlled main saw motor
- Special saw blades
- Narrow-finger clamps
- Highly efficient extraction system specifically designed for plastic materials

Manual pressure regulation

The HPP 200 P comes fully prepared for cutting pressure-sensitive panels. You can adjust the pressure of the clamps and the pressure beam to suit your particular panel material. Now new: the two manual controls in the front operating area.

Material-dependent parameters

Anyone who processes a large variety of materials has to re-adjust the saw each time the material changes. This increases setup times. Adjustment can be significantly speeded up with the CADmatic module "material-dependent parameters".

Entering the parameter settings for each material is then just a one-off task. These may include, for example, settings for the travel of the side pressure device, for the saw blade projection or for the point of immersion for postforming material.

Then, when you change materials, you only have to retrieve the corresponding set of parameters – and your HOLZMA saw adjusts itself accordingly.

Reverse cutting: perfect for thin material

Reverse cutting allows thin materials, for example PETG, to be processed to an even higher standard. If required, the saw cuts away from the right-angled fence, i.e. contrary to the usual direction of processing. For virtually chip-free cuts.



Illustration shows the principle



Illustration shows optional equipment: clamps in positions 2 and 4, grooved machine bed plate

Program fence for precision and dimensional accuracy

- Resistant to torsion and bending
- Electronically controlled
- Precision guidance on H-girder
- Electromagnetic measuring system guarantees positioning accuracy of +/- 0.1 mm
- Measuring system involves no wear and no maintenance

Rugged pressure beam for first-class cut quality

- Large-area pressure zone directly at the cutting line reduces material vibrations to a minimum
- Rack and pinion ensure the necessary parallel adjustment

This results in accurate, clean cuts, for books too.

HOLZMA patent: central side pressure device

- Integrated directly in the saw carriage, thus shortening cycle times by up to 25% in comparison with conventional systems
- Contact pressure can be electrically adjusted to 0-120 N, ensuring gentle material handling and permitting operation with even thin panels
- Pressure can be applied over the entire cutting length

Narrow-finger clamps

Narrow-finger clamps require only very narrow grooves in the table, thus increasing the supporting table area to the maximum.

- Virtually chip-free cutting of even very thin panel material




Illustration may show optional equipment. Scoring saw illustrated is optional.



Saw carriage

The saw carriage consists of a heavy-duty steel construction with main saw, optional scoring saw, and central side pressure device.

- Infinitely variable saw carriage speed
- High precision, low noise, maintenance free
- Saw carriage speed up to 120 m/min
- Scoring saw available as option

Power-Loc

This really easy-to-use, fast clamping system speeds up blade changes on both main saw and scoring saw.

- Automatic adjustment of scoring saw blade

Made-to-measure control system – CADmatic 4 PRACTICE

Developed especially for production processes in panel dividing technology, this control software delivers optimized processes.

- Easy-to-understand operating software
- Graphically supported diagnostics feature
- 19" TFT flat screen monitor



Scoring saw

Not every material can be cut without having previously been scored. The HOLZMA HPP 200 P can, therefore, be additionally equipped with a scoring saw.



Additional phenolic resin overlay

Facilitates processing of very narrow strips and very small parts.



Machine table equipped with air jets throughout

Anyone working with sensitive material or especially heavy panels and books will benefit from the machine table being equipped with air jets throughout.


Always a cool cut

Saw carriage with integrated minimal spray device for the main saw blade:

- Two nozzles spray the tooth flanks, one nozzle sprays the tooth itself
- Spraying fluid leaves no residue
- Easy adjustment of the spray volume at the pressure tank. Adjustment of the nozzles is not required
- Spraying intervals can be set via the CADmatic control

Manual angle cuts

The angle cut device allows you to control angle cuts using the CADmatic control software.



Cutting and kerfing

Complete kerfing directly on the panel saw – that saves time. This option is a good choice, for example, for manufacturing facade elements. For instance, a composite panel with groove can easily be bent or folded.

Additional clamps

A 'gripping' option. So that your HOLZMA can securely clamp even big, thin or smooth panels.

Gentle material handling


Additional rollers on the front edge of the air cushion table ensure especially gentle handling of material and lessen the effort required.

Performance packages

HOLZMA now also offers attractively priced options packages tailored for processing sensitive panel materials.

Multiple cuts

After each cutting cycle, the saw blade is raised by an adjustable parameter value until the book of panels has been completely cut.



Movable air cushion table

The movable air cushion table is easily moved along linear guides and offers you a mobile work surface and storage area. It allows you to move small panels, large panels or books of panels more ergonomically and with less risk of damage.



More efficiency, fewer errors: label printer

You can print customized labels directly at the saw and design them to include bar codes, text and graphics, if required. If you also use our Cut Rite optimization software, instructions for downstream CNC machining can also be included on the labels.



Cutting pattern optimization in the office

HOLZMA increases output and efficiency in panel cutting with its proven optimization software Cut Rite.

- Optimized project control
- Efficient cutting processes
- Full control of costs
- Faster calculations

As an alternative to the comprehensive Cut Rite optimization software, CADplan, an add-on module for CADmatic, can also be used to perform small optimization jobs directly at the saw.

HPP 300 P – precise and profitable

HPP 300 P

Proven, robust and reliable: the HPP 300 P is one of the most popular models of the P series. Its 95 mm saw blade projection and high processing speed allow it to master daily operation and high demands with ease.



- The HPP 300 P at a glance**
- Flexible, fast single saw
 - 95 mm saw blade projection
 - Easy operation
 - Reliable and efficient
 - Available in two cutting lengths (3200/4300 mm)



HPP 300 P. Illustration may show optional equipment.

HPP 300 P – standard features

You think ahead. So does HOLZMA. This is clearly reflected in the standard features.
You benefit from state-of-the-art, high-precision technology.



ecoPlus: saving energy with state-of-the-art technology

- All models with IE3 motors
- Numerous innovations for improved ergonomics and smooth production processes
- Tip: before purchasing, check out government incentives

More information in the ecoPlus brochure.

Material-dependent parameters

Anyone who processes a large variety of materials has to re-adjust the saw each time the material changes. This increases setup times. Adjustment can be significantly speeded up with the CADmatic module “material-dependent parameters”.

Entering the parameter settings for each material is then just a one-off task. These may include, for example, settings for the travel of the side pressure device, for the saw blade projection or for the point of immersion for postforming material.

Then, when you change materials, you only have to retrieve the corresponding set of parameters – and your HOLZMA saw adjusts itself accordingly.



Illustration shows the principle

Program fence for precision and dimensional accuracy

- Resistant to torsion and bending
- Electronically controlled
- Precision guidance on H-girder
- Electromagnetic measuring system guarantees positioning accuracy of +/- 0.1 mm
- Measuring system involves no wear and no maintenance

Rugged pressure beam for first-class cut quality

- Large-area pressure zone directly at the cutting line reduces material vibrations to a minimum
- Linear guide on both sides
- Rack and pinion ensure the necessary parallel adjustment
- This results in precise cuts – for both single panels and books

Air jets throughout: the machine table

Anyone working with sensitive material or especially heavy panels and books will benefit from the machine table being equipped with air jets throughout.

Now with new dustEx technology

HOLZMA was one of the first manufacturers to introduce a machine table with air jets throughout. dustEx is now the next major evolutionary step.

New combination air jets, patent pending, are positioned along the cutting line and transport dust and chips specifically

toward the right-angled fence. They are now picked up here even more effectively thanks to the improved suction geometry.

Recommended: a front and rear dust-trap curtain rounds off the dustEx package.



Illustration shows clamps in the basic version

Clamps

HOLZMA's powerful clamps now position material even more gently and accurately over the cutting line. This is achieved by not fitting the lower fingers until the clamps, together with the pressure beam, have been cut in position at the cutting line. The clamps require only very narrow grooves in the table, thus increasing the supporting table area to the maximum.


The benefits:

- Developed especially for plastics processing
- Virtually chip-free cutting of even very thin panel material
- The material is held more accurately and handled more gently
- Designed for continuous, multi-shift operation



Reverse cutting: perfect for thin material

Reverse cutting allows thin materials, for example PETG, to be processed to an even higher standard. If required, the saw cuts away from the right-angled fence, i.e. contrary to the usual direction of processing. For virtually chip-free cuts.



HOLZMA patent: central side pressure device

- Integrated directly in the saw carriage, thus shortening cycle times by up to 25% in comparison with conventional systems
- Contact pressure can be electrically adjusted to 0-120 N, ensuring gentle material handling and permitting operation with even thin panels
- Pressure can be applied over the entire cutting length

HPP 300 P – standard features

Standard features
HPP 300 P



Illustration shows optional equipment



Saw carriage

Exceptionally smooth running, high precision and low energy consumption are the hallmarks of the HPP 300 P saw carriage.

- Developed especially for the HPP 300 P
- Torsion-resistant, compact and robust basic construction of the steel plate body for maximum dynamics and precision
- Infinitely variable feed speed – for precision cutting of demanding materials
- Long-term accuracy of saw blade projection
- Fast, precise, low-wear and infinitely variable positioning of the main saw blade by means of linear guide system with rocker (patent)
- Main saw motor is not raised
- Low-noise, maintenance-free main saw blade drive
- Power-Loc system: fast and easy saw blade change
- Spring-preloaded running wheels (optional) always in perfect contact with the guides
- Light sensor with blower unit
- Excellent dust extraction thanks to innovative design of the saw carriage
- Postforming package available as option
- Scoring saw available as option

CADmatic 4.5 PROFESSIONAL

Intuitive machine control – simple, fast and clearly structured: this is what CADmatic 4.5 PROFESSIONAL stands for. The new operating system comes with the new widescreen monitor. This package goes under the name of powerTouch. It makes controlling the machine a real pleasure.

Handy cleaning flap

Quick and convenient: flaps provide easy access to the area under the saw carriage, allowing easy removal or vacuuming of waste.

HPP 300 P – optional features

HOLZMA offers a wide range of optional features for the HPP 300 P. This enables you to match the machine exactly to your manufacturing requirements and thus realize its full potential.

Cutting and kerfing

Complete kerfing directly on the panel saw – that saves time. This option is a good choice, for example, for manufacturing facade elements. For instance, a composite panel with groove can easily be bent or folded.


Scoring saw

Not every material can be cut without having previously been scored. The HOLZMA HPP 300 P can, therefore, be additionally equipped with a scoring saw.



Clamps for narrow parts

To clamp narrow strips – from a width of just 20 mm.



Always a cool cut

Saw carriage with integrated minimal spray device for the main saw blade:

- Two nozzles spray the tooth flanks, one nozzle sprays the tooth itself
- Spraying fluid leaves no residue
- Easy adjustment of the spray volume at the pressure tank. Adjustment of the nozzles is not required
- Spraying intervals can be set via the CADmatic control



Clean angle cuts


The angle cut device allows you to control precise angle cuts via CADmatic. You are able to achieve accurate results quickly and easily.



Patented: camera-controlled scoring saw adjustment

This allows the scoring saw to be adjusted fully automatically (manual adjustment is still possible if desired).

- Optimal measuring results: the camera selects the color of lighting and the exposure time itself
- The simple adjustment takes no longer than a minute
- Adjustment accurate to one hundredth of a millimeter
- The thickness of the main saw blade is measured and the value is adopted by the control system. Operator errors are thus minimized



Soft Touch package for pressure-sensitive material

As the diversity of materials increases, so do the requirements: pressure-sensitive lightweight boards, composite boards and plastic sheets are steadily gaining in importance. HOLZMA has bundled the technologies to deal with these materials in the Soft Touch package.



Fully automatic labeling

The labeler is located near the pressure beam, i.e. in your field of vision, and labels the finished parts/books. It makes no difference whether you feed the panels from the front or the rear. If desired, the position of the label can be individually controlled.

- Suitable for panels, offcuts and finished parts
- Gives precise details of the destacking location
- Gives precise instructions for further processing
- Saves time
- Minimizes errors
- Guides the operator

Solutions for scratch-sensitive surfaces

Anyone trying to avoid damaging scratch-sensitive surfaces during the production process, and thus to minimize material losses, needs an appropriately equipped panel saw. HOLZMA offers many solutions for this – a number of which are available in cost-effective packages.

Label printer

The HOLZMA label printer has everything to facilitate an efficient workflow. You can print customized labels directly at the saw and design them to include bar codes, text and graphics, if required. If you also use our Cut Rite optimization software, instructions for downstream CNC machining can also be included on the labels. In this way, you can integrate the saw perfectly in your production flow.

Swiveling label printer and parts buffer

The new HOLZMA parts buffer with swiveling label printer increases the efficiency of processes and optimizes handling. It provides an ergonomic buffering area for parts after cutting. The integrated printer allows the operator to work in a comfortable position and dispenses the right label for the right part at the right time.



Additional start-stop button

- Allows the program sequence to be started independently of the control panel
- Equipped with an emergency stop button



Anodized aluminum machine bed plates

The special coating ensures gentle material handling. Ideal for materials with highly sensitive surfaces.



Movable air cushion table

The movable air cushion table is easily moved along linear guides and offers you a mobile work surface and storage area. It allows you to move small panels, large panels or books of panels more ergonomically and with less risk of damage.

Longer air cushion tables

(not illustrated)

Very useful when cutting large-format panels.

Tiltable air cushion table

(illustration shows the principle)

- Prevents thin materials from sagging
- Increases the work surface
- Primarily for large panels
- Folds down for easy access to the cutting line

Multi-directional rollers

Instead of the standard air cushion tables, the HPP 300 P can also be equipped with tables with multi-directional rollers. The advantage: even less friction and so significantly easier handling plus further improved ergonomics.

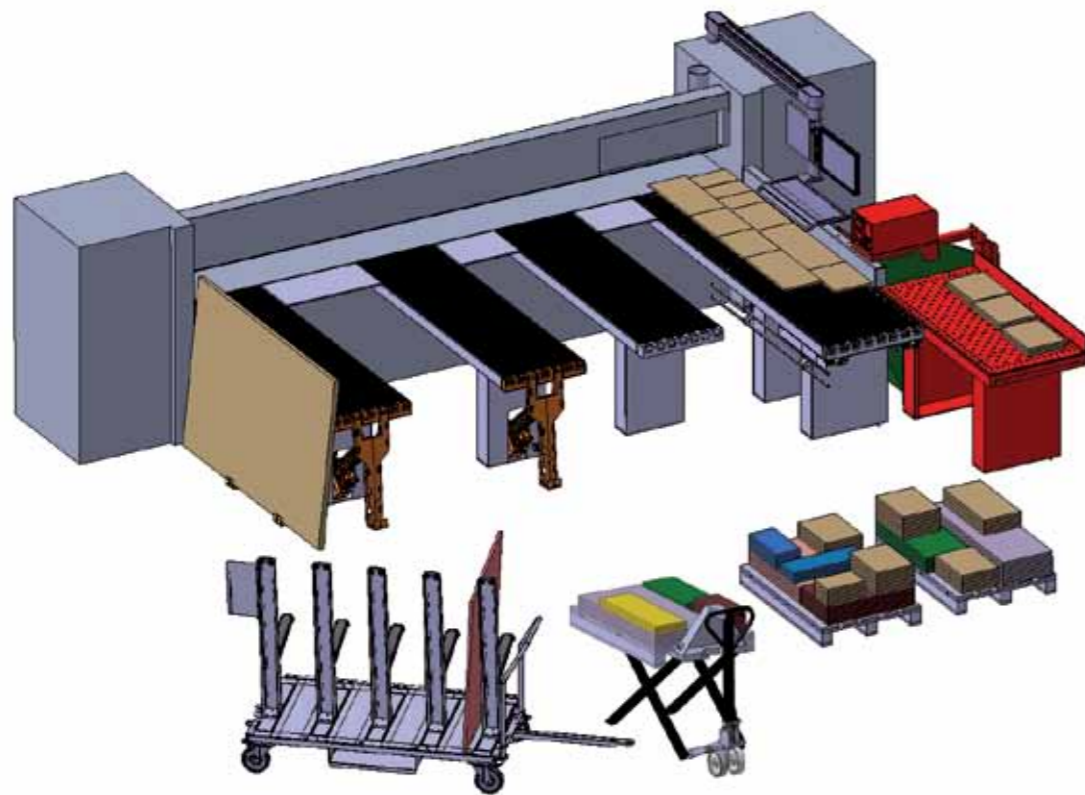
Dust-trap curtain

Ideal when working with materials that involve the formation of a lot of dust during cutting. Dust-trap curtains on both sides of the cutting line prevent dust turbulence in room air and also improve extraction results.



Automatic outfeed fence

- Pushes panel remnants from the rear machine table across the cutting line to the front
- You no longer need to reach into the cutting area
- Ergonomic



Destacking concept

This software and hardware concept guides the operator intuitively, from depositing the first part to forming the perfectly stacked pallet. An LED display indicates, at the same time as the monitor, when a cut part is to be pushed onto, or removed from, the parts buffer. The system uses the parts buffer so intelligently that stack formation is greatly

improved. Even waste parts are put to good use. The advantage: the operator always knows which part he has to put where and when he must do it. Times and routes that do not add value are systematically reduced. The key components of the HOLZMA destacking concept:

- Destacking software as add-on module for CADmatic 4.5 PROFESSIONAL

- Label printing with destacking details – using the manual label printer (page 27) or optionally the automatic label printer near the pressure beam (page 26)
- Ergonomic parts buffer (page 27)
- Pneumatically operated feeding and destacking aid on the long side of the air cushion table
- And much more



Cutting pattern optimization in the office

HOLZMA increases output and efficiency in panel cutting with its proven optimization software Cut Rite.

- Optimized project control
- Efficient cutting processes
- Full control of costs
- Faster calculations

As an alternative to the comprehensive Cut Rite optimization software, CADplan, an add-on module for CADmatic, can also be used to perform small optimization jobs directly at the saw.

Additional clamps

A 'gripping' option. So that your HOLZMA saw can also securely clamp even especially large, thin, narrow or smooth materials.

Cutting gap closers

The cutting gap closers close the cutting gap immediately after the cut so that narrow waste strips do not fall through the cutting gap into the saw body or even get jammed in the cutting gap. For uninterrupted operation.

"Saw carriage" dynamics package

The "saw carriage" dynamics package gives you more power for production.

- 150 m/min saw carriage speed instead of the standard 130 m/min
- Spring-preloaded running wheels
- Blower unit for light sensor

Multiple cuts

After each cutting cycle, the saw blade is raised by an adjustable parameter value until the book of panels has been completely cut.

HPP 400 P – as individual as your requirements

HPP 400 P

The HPP 400 P stands for first-rate technology on fair terms. This saw, in its standard version, already offers you all you expect in this performance category – and a great deal more, if you need it. Simply select the appropriate optional features. This allows you to invest selectively in the right technology, thus matching your HOLZMA saw to your individual requirements.



- The HPP 400 P at a glance**
- Flexible, fast single saw
 - 125 mm saw blade projection
 - Easy operation
 - Reliable and efficient
 - Available in two cutting lengths (3200/4300 mm)



HPP 400 P. Illustration may show optional equipment.

HPP 400 P – standard features

You think ahead. So does HOLZMA. This is clearly reflected in the standard features.
You benefit from state-of-the-art, high-precision technology.



ecoPlus: saving energy with state-of-the-art technology

- All models with IE3 motors
- Numerous innovations for improved ergonomics and smooth production processes
- Tip: before purchasing, check out government incentives

More information in the ecoPlus brochure.

Material-dependent parameters

Anyone who processes a large variety of materials has to re-adjust the saw each time the material changes. This increases setup times. Adjustment can be significantly speeded up with the CADmatic module “material-dependent parameters”.

Entering the parameter settings for each material is then just a one-off task. These may include, for example, settings for the travel of the side pressure device, for the saw blade projection or for the point of immersion for postforming material.

Then, when you change materials, you only have to retrieve the corresponding set of parameters – and your HOLZMA saw adjusts itself accordingly.



Program fence for precision and dimensional accuracy

- Resistant to torsion and bending
- Electronically controlled
- Precision guidance on H-girder
- Electromagnetic measuring system guarantees positioning accuracy of +/- 0.1 mm
- Measuring system involves no wear and no maintenance

Rugged pressure beam for first-class cut quality

- Large-area pressure zone directly at the cutting line reduces material vibrations to a minimum
- Linear guide on both sides
- Rack and pinion ensure the necessary parallel adjustment
- This results in precise cuts – for both single panels and books

Air jets throughout: the machine table

Anyone working with sensitive material or especially heavy panels and books will benefit from the machine table being equipped with air jets throughout.

Now with new dustEx technology

HOLZMA was one of the first manufacturers to introduce a machine table with air jets throughout. dustEx is now the next major evolutionary step.

New combination air jets, patent pending, are positioned along the cutting line and transport dust and chips specifically

toward the right-angled fence. They are now picked up here even more effectively thanks to the improved suction geometry.

Recommended: a front and rear dust-trap curtain rounds off the dustEx package.



Illustration shows clamps in the basic version

Clamps

HOLZMA's powerful clamps now position material even more gently and accurately over the cutting line. This is achieved by not fitting the lower fingers until the clamps, together with the pressure beam, have been cut in position at the cutting line. The clamps require only very narrow grooves in the table, thus increasing the supporting table area to the maximum.

The benefits:

- Developed especially for plastics processing
- Virtually chip-free cutting of even very thin panel material
- The material is held more accurately and handled more gently
- Designed for continuous, multi-shift operation



Reverse cutting: perfect for thin material

Reverse cutting allows thin materials, for example PETG, to be processed to an even higher standard. If required, the saw cuts away from the right-angled fence, i.e. contrary to the usual direction of processing. For virtually chip-free cuts.



HOLZMA patent: central side pressure device

- Integrated directly in the saw carriage, thus shortening cycle times by up to 25% in comparison with conventional systems
- Contact pressure can be electrically adjusted to 0-120 N, ensuring gentle material handling and permitting operation with even thin panels
- Pressure can be applied over the entire cutting length

HPP 400 P – standard features

Standard features
HPP 400 P



Illustration shows optional equipment



Saw carriage

Exceptionally smooth running, high precision and low energy consumption are the hallmarks of the HPP 400 P saw carriage.

- Developed especially for the HPP 400 P
- Torsion-resistant, compact and robust basic construction of the steel plate body for maximum dynamics and precision
- Infinitely variable feed speed – for precision cutting of demanding materials
- Long-term accuracy of saw blade projection
- Fast, precise, low-wear and infinitely variable positioning of the main saw blade by means of linear guide system with rocker (patent)
- Main saw motor is not raised
- Low-noise, maintenance-free main saw blade drive
- Power-Loc system: fast and easy saw blade change
- Spring-preloaded running wheels (optional) always in perfect contact with the guides
- Light sensor with blower unit
- Excellent dust extraction thanks to innovative design of the saw carriage
- Postforming package available as option
- Scoring saw available as option

CADmatic 4.5 PROFESSIONAL

Intuitive machine control – simple, fast and clearly structured: this is what CADmatic 4.5 PROFESSIONAL stands for. The new operating system comes with the new widescreen monitor. This package goes under the name of powerTouch. It makes controlling the machine a real pleasure.

Handy cleaning flap

Quick and convenient: flaps provide easy access to the area under the saw carriage, allowing easy removal or vacuuming of waste.

HPP 400 P – optional features

HOLZMA offers a wide range of optional features for the HPP 400 P. This enables you to match the machine exactly to your manufacturing requirements and thus realize its full potential.

Cutting and kerfing

Complete kerfing directly on the panel saw – that saves time. This option is a good choice, for example, for manufacturing facade elements. For instance, a composite panel with groove can easily be bent or folded.


Scoring saw

Not every material can be cut without having previously been scored. The HOLZMA HPP 400 P can, therefore, be additionally equipped with a scoring saw.



Clamps for narrow parts

To clamp narrow strips – from a width of just 20 mm.



Always a cool cut

Saw carriage with integrated minimal spray device for the main saw blade:


- Two nozzles spray the tooth flanks, one nozzle sprays the tooth itself
- Spraying fluid leaves no residue
- Easy adjustment of the spray volume at the pressure tank. Adjustment of the nozzles is not required
- Spraying intervals can be set via the CADmatic control



Clean angle cuts

The angle cut device allows you to control precise angle cuts via CADmatic. You are able to achieve accurate results quickly and easily.





Soft Touch package for pressure-sensitive material

As the diversity of materials increases, so do the requirements: pressure-sensitive lightweight boards, composite boards and plastic sheets are steadily gaining in importance. HOLZMA has bundled the technologies to deal with these materials in the Soft Touch package.



Patented: camera-controlled scoring saw adjustment

This allows the scoring saw to be adjusted fully automatically (manual adjustment is still possible if desired).

- Optimal measuring results: the camera selects the color of lighting and the exposure time itself
- The simple adjustment takes no longer than a minute
- Adjustment accurate to one hundredth of a millimeter
- The thickness of the main saw blade is measured and the value is adopted by the control system. Operator errors are thus minimized



Fully automatic labeling

The labeler is located near the pressure beam, i.e. in your field of vision, and labels the finished parts/books. It makes no difference whether you feed the panels from the front or the rear. If desired, the position of the label can be individually controlled.

- Suitable for panels, offcuts and finished parts
- Gives precise details of the destacking location
- Gives precise instructions for further processing
- Saves time
- Minimizes errors
- Guides the operator

Solutions for scratch-sensitive surfaces

Anyone trying to avoid damaging scratch-sensitive surfaces during the production process, and thus to minimize material losses, needs an appropriately equipped panel saw. HOLZMA offers many solutions for this – a number of which are available in cost-effective packages.

Label printer

The HOLZMA label printer has everything to facilitate an efficient workflow. You can print customized labels directly at the saw and design them to include bar codes, text and graphics, if required. If you also use our Cut Rite optimization software, instructions for downstream CNC machining can also be included on the labels. In this way, you can integrate the saw perfectly in your production flow.

Swiveling label printer and parts buffer

The new HOLZMA parts buffer with swiveling label printer increases the efficiency of processes and optimizes handling. It provides an ergonomic buffering area for parts after cutting. The integrated printer allows the operator to work in a comfortable position and dispenses the right label for the part at the right time.

HPP 400 P – optional features



Additional start-stop button

- Allows the program sequence to be started independently of the control panel
- Equipped with an emergency stop button



Anodized aluminum machine bed plates

The special coating ensures gentle material handling. Ideal for materials with highly sensitive surfaces.



Movable air cushion table

The movable air cushion table is easily moved along linear guides and offers you a mobile work surface and storage area. It allows you to move small panels, large panels or books of panels more ergonomically and with less risk of damage.

Longer air cushion tables

(not illustrated)

Very useful when cutting large-format panels.

Tiltable air cushion table

(illustration shows the principle)

- Prevents thin materials from sagging
- Increases the work surface
- Primarily for large panels
- Folds down for easy access to the cutting line

Multi-directional rollers

Instead of the standard air cushion tables, the HPP 400 P can also be equipped with tables with multi-directional rollers. The advantage: even less friction and so significantly easier handling plus further improved ergonomics.

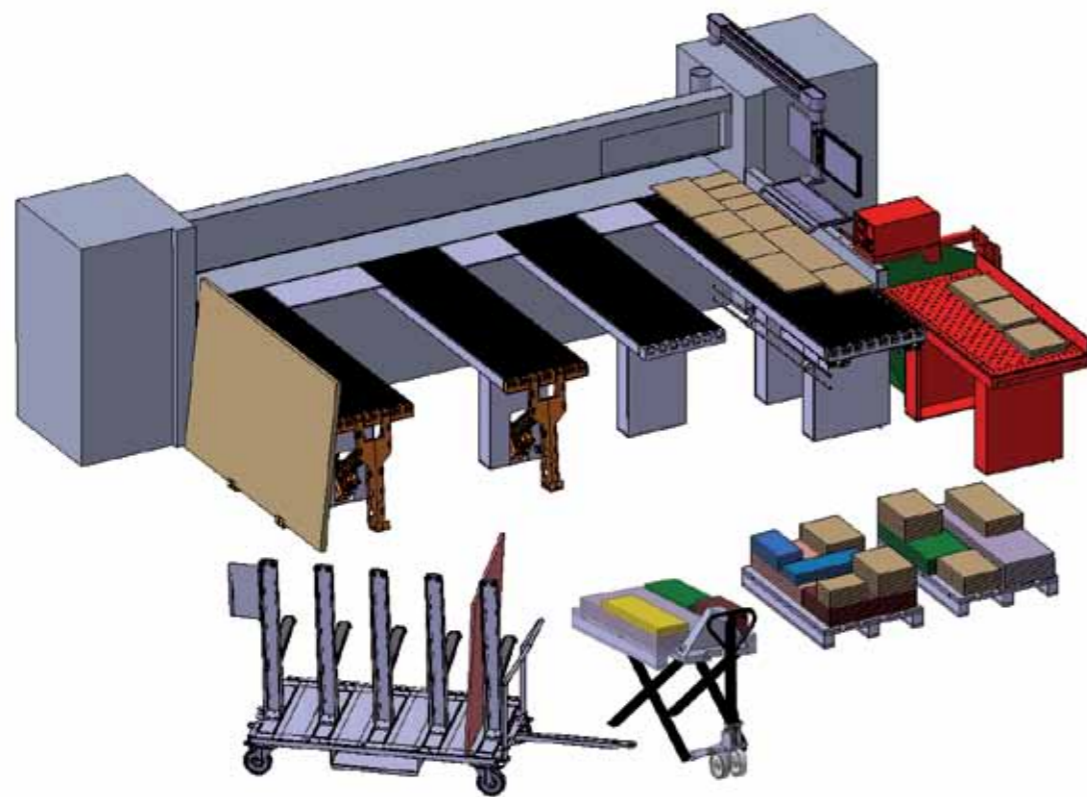
Dust-trap curtain

Ideal when working with materials that involve the formation of a lot of dust during cutting. Dust-trap curtains on both sides of the cutting line prevent dust turbulence in room air and also improve extraction results.



Automatic outfeed fence

- Pushes panel remnants from the rear machine table across the cutting line to the front
- You no longer need to reach into the cutting area
- Ergonomic



Destacking concept

This software and hardware concept guides the operator intuitively, from depositing the first part to forming the perfectly stacked pallet. An LED display indicates, at the same time as the monitor, when a cut part is to be pushed onto, or removed from, the parts buffer. The system uses the parts buffer so intelligently that stack formation is greatly

improved. Even waste parts are put to good use. The advantage: the operator always knows which part he has to put where and when he must do it. Times and routes that do not add value are systematically reduced. The key components of the HOLZMA destacking concept:

- Destacking software as add-on module for CADmatic 4.5 PROFESSIONAL

- Label printing with destacking details – using the manual label printer (page 43) or optionally the automatic label printer near the pressure beam (page 42)
- Ergonomic parts buffer (page 43)
- Pneumatically operated feeding and destacking aid on the long side of the air cushion table
- And much more



Cutting pattern optimization in the office

HOLZMA increases output and efficiency in panel cutting with its proven optimization software Cut Rite.

- Optimized project control
- Efficient cutting processes
- Full control of costs
- Faster calculations

As an alternative to the comprehensive Cut Rite optimization software, CADplan, an add-on module for CADmatic, can also be used to perform small optimization jobs directly at the saw.

Additional clamps

A 'gripping' option. So that your HOLZMA saw can also securely clamp even especially large, thin, narrow or smooth materials.

Cutting gap closers

The cutting gap closers close the cutting gap immediately after the cut so that narrow waste strips do not fall through the cutting gap into the saw body or even get jammed in the cutting gap. For uninterrupted operation.

"Saw carriage" dynamics package

The "saw carriage" dynamics package gives you more power for production.

- 150 m/min saw carriage speed instead of the standard 130 m/min
- Spring-preloaded running wheels
- Blower unit for light sensor

Multiple cuts

After each cutting cycle, the saw blade is raised by an adjustable parameter value until the book of panels has been completely cut.

HPP 500 P – big in processing plastics

HPP 500 P

Innovative technologies, compact design and tremendously fast processing speed with a minimum of noise make the HPP 500 P the ultimate choice for processing plastics. It is ideal for companies that process a great deal of material in a short time, that mass produce or that cut larger than average panels.



- The strengths of the HPP 500 P in plastics processing**
- Extremely rugged design for continuous, multi-shift operation
 - Unique: mineral cast saw base – absorbs noise, reduces vibrations and resists deformation
 - Cutting length over the entire width of up to 5 600 mm
 - Wide range of optional features for tailored performance and operation



Illustration may show optional equipment.

HPP 500 P – standard features

The new HPP 500 P is at the forefront of progress. Even in its standard version, the saw makes its mark with state-of-the-art technologies and innovative solutions.



ecoPlus: saving energy with state-of-the-art technology

- All models with IE3 motors
- Numerous innovations for improved ergonomics and smooth production processes
- Tip: before purchasing, check out government incentives

More information in the ecoPlus brochure.

Innovative clip-in brushes

Brushes fitted inside the gaps for the clamps seal the pressure beam and prevent dust from escaping:

- Clip-in principle for fast, easy brush replacement
- Dust is extracted without any turbulence and via the shortest route – also through the right-angled fence

Micro-joint technology

The gaps for optional clamps are completely sealed, but can be opened really easily if required. This further improves dust extraction.



Program fence for precision and dimensional accuracy

- Resistant to torsion and bending
- Electronically controlled
- Precision guidance on H-girder
- Electromagnetic measuring system guarantees positioning accuracy of +/- 0.1 mm
- Measuring system involves no wear and no maintenance

Rugged pressure beam for first-class cut quality

- Rugged steel construction
- Shorter cycle times due to a more dynamic pneumatic system
- Improved dust extraction due to significantly lower flow resistance
- Large-area pressure zone directly at the cutting line reduces material vibrations to a minimum
- Linear guide on both sides
- Rack and pinion ensure the necessary parallel adjustment
- This results in precise cuts – for both single panels and books

Air jets throughout: the machine table

Anyone working with sensitive material or especially heavy panels and books will benefit from the machine table being equipped with air jets throughout.

Now with new dustEx technology

HOLZMA was one of the first manufacturers to introduce a machine table with air jets throughout. dustEx is now the next major evolutionary step.

New combination air jets, patent pending, are positioned along the cutting line and transport dust and chips specifically

toward the right-angled fence. They are now picked up here even more effectively thanks to the improved suction geometry.

Recommended: a front and rear dust-trap curtain rounds off the dustEx package.

SORB TECH advantages over steel girder designs:

- 10 times better vibration dampening
- 20% higher sound absorption
- 30% longer saw blade life
- 40% lower consumption of primary energy during its production




Illustration may show optional equipment.
Scoring saw illustrated is optional.



Cleaning flap at the front



Cleaning flap at the rear

Saw carriage

The HPP 500 P is in a league of its own – as is the saw carriage with which HOLZMA equips this high-performance saw. It guarantees maximum precision as a result of extremely smooth operation and is exceptionally energy efficient. An abundance of innovative technologies makes this possible:

- Torsion-resistant, compact and robust basic construction of the steel plate body for maximum dynamics and precision
- Infinitely variable feed speed – for precision cutting of demanding materials
- Long-term accuracy of saw blade projection
- Fast, precise, low-wear and infinitely variable positioning of the main saw blade by means of linear guide system with rocker (patent)
- Main saw motor is not raised
- Low-noise, maintenance-free main saw blade drive
- Power-Loc system: fast and easy saw blade change
- Spring-preloaded wheels always in perfect contact with the guides
- Light sensor with blower unit
- Excellent dust extraction thanks to innovative design of the saw carriage
- Postforming package available as option
- Scoring saw available as option

Saw body made of SORB TECH

The faster a machine operates, the higher the susceptibility to vibrations and the noise level. This is why the 5 series saw body (machine base) is made of SORB TECH. This innovative construction material consists of hard stone grit in various sizes that is combined with bonding agents and selective additives to form a casting compound that is tailored to the specific application requirements.

The result: the saw body is extremely torsion-resistant, low on vibration, stress-free, quiet and stable, even after millions of load changes.

- Ensures very precise running of the saw carriage and thus also of the saw blades
- Less wear, longer service lives – this reduces operating costs
- Machine table at a comfortable working height
- Saws of the 5 series are exceptionally quiet thanks to SORB TECH

Handy cleaning flap

Quick and convenient: flaps provide easy access to the area under the saw carriage, allowing easy removal or vacuuming of waste.



Reverse cutting: perfect for thin material

Reverse cutting allows thin materials, for example PETG, to be processed to an even higher standard. If required, the saw cuts away from the right-angled fence, i.e. contrary to the usual direction of processing. For virtually chip-free cuts.



Material-dependent parameters

Anyone who processes a large variety of materials has to re-adjust the saw each time the material changes. This increases setup times. Adjustment can be significantly speeded up with the CADmatic module "material-dependent parameters".

Entering the parameter settings for each material is then just a one-off task. These may include, for example, settings for the travel of the side pressure device, for the saw blade projection or for the point of immersion for postforming material.

Then, when you change materials, you only have to retrieve the corresponding set of parameters – and your HOLZMA saw adjusts itself accordingly.

Clamps

HOLZMA's powerful clamps now position material even more gently and accurately over the cutting line. This is achieved by not fitting the lower fingers until the clamps, together with the pressure beam, have been cut in position at the cutting line. The clamps require only very narrow grooves in the table, thus increasing the supporting table area to the maximum.

The benefits:

- Developed especially for plastics processing
- Virtually chip-free cutting of even very thin panel material
- Even more powerful thanks to twin, through piston rods in each clamp
- The material is held more accurately and handled more gently
- Designed for continuous, multi-shift operation

HOLZMA patent: central side pressure device

- Integrated directly in the saw carriage, thus shortening cycle times by up to 25% in comparison with conventional systems
- Infinitely variable adjustment of contact pressure – according to panel thickness. This allows even thin boards, laminates or sensitive materials to be processed perfectly. This is now complemented by the new, book-height-dependent control of the contact pressure: the higher the book, the greater the pressure

CADmatic 4.5 PROFESSIONAL

Intuitive machine control – simple, fast and clearly structured: this is what CADmatic 4.5 PROFESSIONAL stands for. The new operating system comes with the new widescreen monitor. This package goes under the name of powerTouch. It makes controlling the machine a real pleasure.

HPP 500 P – optional features

The HPP 500 P is every bit as versatile as challenges in daily operation are varied, so it can be customized to match any manufacturing process. So you get even more out of your HOLZMA.

Scoring saw

Not every material can be cut without having previously been scored. The HOLZMA HPP 500 P can, therefore, be additionally equipped with a scoring saw.

Cutting and kerfing

Complete kerfing directly on the panel saw – that saves time. This option is a good choice, for example, for manufacturing facade elements. For instance, a composite panel with groove can easily be bent or folded.

Patented: camera-controlled scoring saw adjustment

This allows the scoring saw to be adjusted fully automatically (manual adjustment is still possible if desired).



- Optimal measuring results: the camera selects the color of lighting and the exposure time itself
- The simple adjustment takes no longer than a minute
- Adjustment accurate to one hundredth of a millimeter
- The thickness of the main saw blade is measured and the value is adopted by the control system. Operator errors are thus minimized

Cutting pattern optimization in the office

HOLZMA increases output and efficiency in panel cutting with its proven optimization software Cut Rite.

- Optimized project control
- Efficient cutting processes
- Full control of costs
- Faster calculations

As an alternative to the comprehensive Cut Rite optimization software, CADplan, an add-on module for CADmatic, can also be used to perform small optimization jobs directly at the saw.



Clamps for narrow parts

To clamp narrow strips – from a width of just 20 mm.

Always a cool cut

Saw carriage with integrated minimal spray device for the main saw blade:

- Two nozzles spray the tooth flanks, one nozzle sprays the tooth itself
- Spraying fluid leaves no residue
- Easy adjustment of the spray volume at the pressure tank. Adjustment of the nozzles is not required
- Spraying intervals can be set via the CADmatic control

Label printer

The HOLZMA label printer has everything to facilitate an efficient workflow. You can print customized labels directly at the saw and design them to include bar codes, text and graphics, if required. If you also use our Cut Rite optimization software, instructions for downstream CNC machining can also be included on the labels. In this way, you can integrate the saw perfectly in your production flow.

Solutions for scratch-sensitive surfaces

Anyone trying to avoid damaging scratch-sensitive surfaces during the production process, and thus to minimize material losses, needs an appropriately equipped panel saw. HOLZMA offers many solutions for this – a number of which are available in cost-effective packages.

HPP 500 P – optional features

Additional start-stop button

- Allows the program sequence to be started independently of the control panel
- Equipped with an emergency stop button





Anodized aluminum machine bed plates

The special coating ensures gentle material handling. Ideal for materials with highly sensitive surfaces.

Automatic outfeed fence

- Pushes panel remnants from the rear machine table across the cutting line to the front
- You no longer need to reach into the cutting area
- Ergonomic



Movable air cushion table

The movable air cushion table is easily moved along linear guides and offers you a mobile work surface and storage area. It allows you to move small panels, large panels or books of panels more ergonomically and with less risk of damage.

Longer air cushion tables

(not illustrated)

Very useful when cutting large-format panels.

Tilttable air cushion table

(illustration shows the principle)

- Prevents thin materials from sagging
- Increases the work surface
- Primarily for large panels
- Folds down for easy access to the cutting line

Multi-directional rollers

Instead of the standard air cushion tables, the HPP 500 P can also be equipped with tables with multi-directional rollers. The advantage: even less friction and so significantly easier handling plus further improved ergonomics.

Dust-trap curtain

Ideal when working with materials that involve the formation of a lot of dust during cutting. Dust-trap curtains on both sides of the cutting line prevent dust turbulence in room air and also improve extraction results.

Additional clamps

A 'gripping' option. So that your HOLZMA saw can also securely clamp even especially large, thin, narrow or smooth materials.

Cutting gap closers

The cutting gap closers close the cutting gap immediately after the cut so that narrow waste strips do not fall through the cutting gap into the saw body or even get jammed in the cutting gap. For uninterrupted operation.

"Saw carriage" dynamics package

The "saw carriage" dynamics package gives you more power for production.

- 150 m/min saw carriage speed instead of the standard 130 m/min
- Spring-preloaded running wheels
- Blower unit for light sensor

Multiple cuts

After each cutting cycle, the saw blade is raised by an adjustable parameter value until the book of panels has been completely cut.

Custom solutions – systems and production lines

As world market leader in horizontal panel cutting technology, HOLZMA provides custom system solutions. The spectrum of options ranges from small systems with a panel throughput of 3 m³ per hour to large industrial systems for more than 100 m³ per hour. Together with HOMAG Automation, HOLZMA also provides storage, feeding and destacking solutions. The aim: to create an efficient and lean production system for the customer – as in the following examples.



Benefits of the saw-store combination for SK Scheidel

- Far less forklift truck traffic
- Material-friendly transport
- Complete overview of stock at all times
- No interruptions, the saw runs all day
- No more bottlenecks; capacity can be increased as needed
- Clean, tidy and ergonomic operation
- No damage to material, high quality
- 20% savings in material as a result of less waste and optimized offcuts handling

More Power for SIMONA

The initial situation:

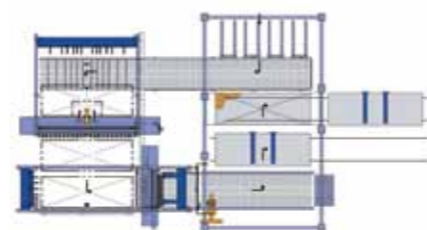
Ergonomic handling of large boards weighing up to 1.6 t was not possible with the conventional solution. This resulted in inaccurate cutting and capacity bottlenecks.

- Panel material: PE and PA
- Panel size max.: 6 200 x 2 100 mm
- Panel thickness max.: 160 mm

The solution:

HOLZMA develops a saw that meets all the requirements:

- HOLZMA angular saw unit with vacuum feeding system
- Automatic panel feeding and destacking
- Automatic sensing of thickness of parts



Streamlined processes for SK Scheidel

The initial situation:

SK Scheidel Kunststoffe und Glas GmbH in Villingendorf deals in plastic and glass products prefabricated to customer specifications. Growing demand eventually led to bottlenecks: the vertical saw for HPL panels and the manually operated HOLZMA saw could no longer cope. The diversity of materials and the handling involved regularly caused hold-ups.

The solution:

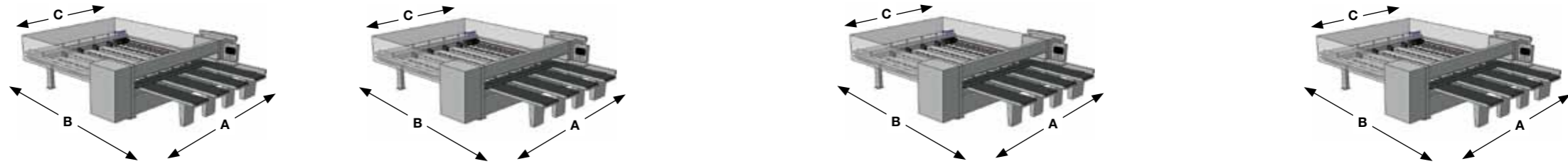
SK Scheidel installed a saw-store combination from HOLZMA and HOMAG Automation, comprising a new HPP 300 P saw and a TLF 420 storage system from HOMAG Automation. The HOMAG Automation system comes with advance removal positions and so can automatically prepare the material required the next day overnight. During the day the saw can then work without interruption. Seamless, material-friendly processes are

guaranteed. The HPP 300 P, with its many optional features, also plays its part in this. The saw is equipped with a feed-stacking table, the “Soft Touch” package for sensitive materials, the technologies of the “thin panels” package and the CADmatic option “material-dependent parameters”. A great deal of time and material is saved by optimization using HOLZMA’s Cut Rite software and by software-controlled offcuts handling.

The HOLZMA P series at a glance

Technical data
HPP 200 P | HPP 300 P |
HPP 400 P | HPP 500 P

Size, performance, features: the most important technical data for the P series can be seen here at a glance. If you would like to know more then simply ask your HOLZMA sales consultant. He will be pleased to give you detailed information.



Technical data*	HPP 250 P	HPP 300 P	HPP 400 P	HPP 500 P
Saw blade projection	80 mm 3.2"	95 mm 3.8"	125 mm 4.92"	150 mm (170 mm as option) 5.91" (6.69" mm as option)
Cutting length	3200/4300 mm 126"/169"	3200/4300 mm 126"/169"	3200/4300 mm 126"/169"	3200/4300/5600 mm 126"/169"/220.5"
Program fence speed **	80 m/min 262 ft/min	90 m/min 295 ft/min	90 m/min 295 ft/min	90 m/min 295 ft/min
Saw carriage speed	0.1-80 m/min (120 m/min as option) 0.33-262.4 ft/min (393.6 ft/min as option)	0.1-130 m/min (150 m/min as option) 0.33-426.4 ft/min (492 ft/min as option)	0.1-130 m/min (150 m/min as option) 0.33-426.4 ft/min (492 ft/min as option)	0.1-130 m/min (150 m/min as option) 0.33-426.4 ft/min (492 ft/min as option)
Main saw motor (frequency controlled)	13.5 kW 18.4 HP	18 kW 24.5 HP	18 kW 24.5 HP	36 kW 49 HP
Main saw blade Bombastic	350 x 4.4 x 60 mm 13.8" x 0.17" x 2.4"	380 x 4.4 x 60 mm 15" x 0.17" x 2.4"	380 x 4.4 x 60 mm 15" x 0.17" x 2.4"	570 x 4.4 x 60 mm 22.4" x 0.17" x 2.4"
Control software	CADmatic 4 PRACTICE	CADmatic 4 PROFESSIONAL	CADmatic 4 PROFESSIONAL	CADmatic 4 PROFESSIONAL
Monitor	19" TFT flat screen monitor	19" TFT flat touchscreen monitor	19" TFT flat touchscreen monitor	19" TFT flat touchscreen monitor
Average total air requirement	150 NI/min 5.3 cfm	120 NI/min 4.24 cfm	120 NI/min 4.24 cfm	150 NI/min 5.3 cfm
Extraction system	4000 m³/h, 30 m/sec 2354 cfm, 98.4 m/sec	4400 m³/h, 30 m/sec 2589.4 cfm, 98.4 m/sec	4400 m³/h, 30 m/sec 2589.4 cfm, 98.4 m/sec	6700 m³/h, 30 m/sec 3943 cfm, 98.4 m/sec
Operating pressure	6 bar 87 psi	6 bar 87 psi	6 bar 87 psi	6 bar 87 psi

Machine dimensions***			
HPP 200 P	A	B	C
HPP 200/32/32 P	5307 mm 208.9"	6037 mm 237.7"	3587 mm 141.2"
HPP 200/43/32 P	6457 mm 254.2"	6037 mm 237.7"	4737 mm 186.5"
HPP 200/43/43 P	6457 mm 254.2"	7187 mm 282.9"	4737 mm 186.5"

Machine dimensions***			
HPP 400 P	A	B	C
HPP 400/32/32 P	5364 mm 211.2"	6543 mm 257.6"	3709 mm 146"
HPP 400/43/32 P	6514 mm 256.5"	6543 mm 257.6"	4859 mm 168"
HPP 400/43/43 P	6514 mm 256.5"	7693 mm 302.9"	4859 mm 168"

Machine dimensions***			
HPP 300 P	A	B	C
HPP 300/32/32 P	5364 mm 211.2"	6543 mm 257.6"	3709 mm 146"
HPP 300/43/32 P	6514 mm 256.5"	6543 mm 257.6"	4859 mm 168"
HPP 300/43/43 P	6514 mm 256.5"	7693 mm 302.9"	4859 mm 168"

Machine dimensions***			
HPP 500 P	A	B	C
HPP 500/32/32 P	6235 mm 245.5"	6693 mm 263.5"	3660 mm 144.1"
HPP 500/43/43 P	7385 mm 290.7"	7843 mm 308.8"	4810 mm 189.4"
HPP 500/56/56 P	8735 mm 343.9"	9843 mm 387.5"	6160 mm 242.5"

* Values refer to the standard version
 ** In EU countries, Switzerland and Liechtenstein, forward speed is restricted to 25 m/min
 *** Dim. A: incl. 64 mm for extraction connection
 Dim. C: standard program fence width

All dimensions subject to change

This brochure was given to you by:



**Choose the Original
Choose Success!**

For the Success of Original Technology
A VDMA Campaign

Printed 05/15. Part number: 4-099-70-0147
Subject to technical change without notice. Misprints and errors excepted.
Illustrations may show optional equipment.



A company of the HOMAG Group



HOLZMA Plattenaufteiltechnik GmbH

Holzmastrasse 3
75365 CALW-HOLZBRONN
GERMANY

Tel. +49 7053 69-0

Fax +49 7053 6174

info@holzma.de

www.holzma.com

www.youtube.com/holzma

www.twitter.com/holzma

www.facebook.com/holzma