

**Super  
High Speed**

# **MH Moulder**

**Super High Speed  
Up to 150m, 200m / per min  
Smooth Performance in Action**



The newly innovated Super High Speed MH Moulder now available from Holytek. If you're looking for truly High Productivity, High Precision, Unmatched Stability and Cost-Saving performance, the MH Moulder is your first choice. With its Powerful Gear Box Transformer providing stability and Touchscreen Interface ATS system (optional) for ease of operation, the MH Moulder provides world-class moulding solutions.

# **HOLYTEK**



# HOLYTEK

## Super High Speed

### 9 SPINDLE, 4-SIDE MH PLANER / MOULDER

Max. working width: 230mm / 300mm

Max. speed feeding up to 150m / 200m

Max. working height: 160mm/200mm



#### CENTRALIZED CONTROL PANEL

All motion controls of the machine are centralized on the control panel for convenient operations.

Computer control ATS system is optional and each spindle speed can be controlled by inverter. Variable speed from 4,000~8,000 rpm (optional).

#### SPECIAL FEEDING MECHANISM

Special design of top and bottom feeding roller mechanism. Large dia. ( $\phi 200\text{mm}$ ) of top and bottom feeding roller with powerful feeding simultaneously. Front adjust mechanism of bottom feeding roller allows elevation by micro-adjustment

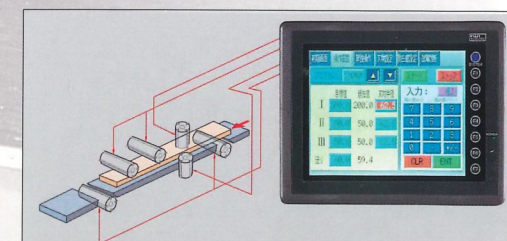
#### HYDRAULIC LOCKING SYSTEM

All the spindle locking by hydraulic control, ensuring the stability in high speed feeding.

### High Speed! Heavy Duty Cutting! Performance Boost!

Eliminating the conventional design concepts on a 4-side moulder, HOLYTEK's R&D staff have spent great efforts in analyzing the high speed machining technology, and now proudly present a new generation high speed moulder. The MH series integrates many outstanding features, such as rugged machine structure, rigid spindle assembly, maximum cutting stability and precision spindles, combined with specially designed hydraulic supports on horizontal spindle ends. It sets a new standard for a high speed 4-side moulder.

Powerful feeding performance is achieved through a gearbox transmission. Extra powerful motor drive combined with frequency inverted control features maximum smoothness in heavy duty machining. Furthermore, the MH series 4-side moulder is available to fit with straight knife and profiled knife jointing devices and computerized automatic position control for upgrading operation convenience and cutting accuracy. In today's competitive environment, HOLYTEK's side moulder is a machine designed and engineered to help you create profits.



#### COMPUTER CONTROL ATS SYSTEM (OPTIONAL)

The ATS system employs a PLC control combined with a touch sensing screen to control width and thickness settings. When the size is entered, the vertical and horizontal spindles automatically move to the corresponding position for maximum operational convenience. The control system provides 200 sets of memory capacity. Spindle moving from 3 axis ~ 20 axis of optional.



# HOLYTEK



*Super High Speed*

## 6 SPINDLE, 4-SIDE MH PLANER / MOULDER

*Feed speed up to 150.200 m/min*

*Profile jointer*


*Straight jointer*



### POWERFUL INFEED ROLLER

The infeed end of the machine is equipped with two powered bottom rollers to ensure smooth workpiece feeding effect even under high speed machining conditions.

Two front pressure rollers for bottom horizontal spindle greatly upgrade cutting stability.




### VERTICAL SPINDLE MECHANISM

All the spindles are with hydraulic locking system for all movements, ensuring stability. Fence on before and after for vertical spindle design can be adjustable and easy to set-up. Table and fence use special alloy steel with hard-chrome for long term use and cooling system for high speed speeding without over-heating trouble.

### POWERFUL PRESSURE MECHANISM


The top and side pressure devices on the right and left vertical spindles are actuated by extra powerful air cylinders combined with pressure wheels for maximum stability under heavy duty machining.






### **AIR COOLING SYSTEM**

For entire table surface and fence, individual pressure plate on bottom horizontal spindle with air cooling system as standard, this outstanding design fully eliminates the problem of poor stability on high speed feeding.



### **INDIVIDUALLY CONTROLLED PRESSURE POWER PLATE**

Eliminating the conventional integrated pressure plate design, the MH series employs individual power control upper pressure plate on bottom horizontal spindle. Also, with LCD digital readout gauge of cooling system as standard, this outstanding design fully eliminates the problem of poor stability on high speed feeding.




### **HYDRAULIC SUPPORT ON TOP AND BOTTOM SPINDLE**

Specially designed hydraulic supports on the top and bottom spindles assure maximum stability while performing high speed and heavy duty machining.




# HOLYTEK

Holytek devotes itself to the development of High Speed Moulders, striving for more powerful functions and better quality for different demands. As a latest result of these efforts, the model *Super Jet Speed Planer/Moulder* with feeding speed up to 300~350m, is coming up soon!



## Programmable Digital Controller (Optional)


Horizontal spindle with thickness setting digital controller and vertical spindle with width setting digital controller saves adjustment downtime and increases efficiency. Very clear sizes are displayed on the LED.



## BOTTOM SURFACE STRAIGHTENING DEVICE (OPTIONAL)


A grooving device is available to equip in between the first and second horizontal spindle, which is specially designed for bottom warped wood.

The grooving device employs a grooving cutter to perform coarse cutting first, then followed with a straight knife to cut ensuring smooth bottom surface before moulding.



## KNIFE PROFILE JOINER (OPTIONAL)

- The fully automatic knife profile joiner is controlled remotely for convenient knife jointing operations.
- The knife profile jointing is performed directly on the moulder for consistent cutting circle for all knives. It assures repetitive profile accuracy and superior surface effect.
- The jointing stone feed is pneumatically operated.



## STRAIGHT AND PROFILED KNIFE SHARPENING DEVICE (OPTIONAL)

When requested, each spindle can be equipped with straight and profiled knife sharpening devices. They permit direct knife sharpening on the machine for ensuring concentricity accuracy of the cutter.



- This machine has two functions. One for fully auto control which is used to grind carbide cutter, finger-joint cutters, etc. One for semi-auto control suitable to grind low volume with multi-variety angles (ex. high speed moulder use cutterhead)
- Height setting with LED display
- Number of teeth setting with LED display
- The grinding precision of cutterhead outer diameter is within 0.01mm

### MODEL

### G-400S

Grinding capacity	Dia: $\phi$ 125~ $\phi$ 250mm Length: 300mm
Work table (max)	400mm
Speed of grinding wheel.	3000rpm (60HZ)
Motor	Grinding wheel 2HP
	Cooling pump 1/8 HP
	Automatic tales hydraulic 1HP
	Grinding wheel up & down 1/3HP
Packing size	160x144x190cm
Net weight	1050 kgs
Gross weight	1200 kgs
With standard accessories	
	1.CBN wheel-1 pc ( $\phi$ 175 x $\phi$ 20mm)
	2.Arbor $\phi$ 40mm and $\phi$ 50mm EACH
	3.Grinding coolant-10liters
	4.Toolbox-1 set





### MH-623

Feed motor: 40HP-60HP

Top Horizontal ← Bottom Horizontal ← Top Horizontal ← Left Vertical ← Right Vertical ← Bottom Horizontal  
30HP-40HP      30HP-40HP      40HP-50HP      20HP      20HP      30HP-40HP



### MH-623A

Feed motor: 40HP-60HP

Top Horizontal ← Bottom Horizontal ← Left Vertical ← Right Vertical ← Top Horizontal ← Bottom Horizontal  
30HP-40HP      30HP-40HP      20HP      20HP      40HP-50HP      30HP-40HP



### MH-723

Feed motor: 40HP-60HP

Bottom Horizontal ← Top Horizontal ← Bottom Horizontal ← Left Vertical ← Right Vertical ← Top Horizontal ← Bottom Horizontal  
30HP-40HP      30HP-40HP      30HP-40HP      20HP      20HP      40HP-50HP      30HP-40HP



### MH-723A

Feed motor: 40HP-60HP

Top Horizontal ← Bottom Horizontal ← Top Horizontal ← Left Vertical ← Right Vertical ← Bottom Horizontal ← Bottom Horizontal  
30HP-40HP      30HP-40HP      40HP-50HP      20HP      20HP      30HP-40HP      30HP-40HP



### MH-823

Feed motor: 40HP-60HP

Bottom Horizontal ← Top Horizontal ← Bottom Horizontal ← Top Horizontal ← Left Vertical ← Right Vertical ← Top Horizontal ← Bottom Horizontal  
30HP-40HP      30HP-40HP      30HP-40HP      30HP-40HP      20HP      20HP      40HP-50HP      30HP-40HP



### MH-823A

Feed motor: 40HP-60HP

Top Horizontal ← Bottom Horizontal ← Left Vertical ← Right Vertical ← Left Vertical ← Right Vertical ← Top Horizontal ← Bottom Horizontal  
30HP-40HP      30HP-40HP      20HP      20HP      20HP      20HP      40HP-50HP      30HP-40HP



### MH-923

Feed motor: 40HP-60HP

Bottom Horizontal ← Top Horizontal ← Bottom Horizontal ← Left Vertical ← Right Vertical ← Left Vertical ← Right Vertical ← Top Horizontal ← Bottom Horizontal  
30HP-40HP      30HP-40HP      30HP-40HP      20HP      20HP      20HP      20HP      40HP-50HP      30HP-40HP



### MH-1023

Feed motor: 40HP-60HP

Bottom Horizontal ← Top Horizontal ← Bottom Horizontal ← Top Horizontal ← Left Vertical ← Right Vertical ← Left Vertical ← Right Vertical ← Top Horizontal ← Bottom Horizontal  
30HP-40HP      30HP-40HP      30HP-40HP      30HP-40HP      20HP      20HP      20HP      20HP      40HP-50HP      30HP-40HP



## SPECIFICATIONS:

MODEL	MH series	
<b>Capacity</b>	Working width (Tool cutting circle Ø163mm)	20~230 mm/300mm
	Working thickness (Tool cutting circle Ø163mm)	7~160 mm
	Feed speed	15-150, 200 m/min
	Spindle speed	6,000RPM
	Spindle power	20HP-50HP
<b>Spindle</b>	Spindle diameter	Ø50 mm
	Axial adjustment range of vertical spindles	60 mm
	Axial adjustment range of horizontal spindles	30 mm
<b>Cutter Diameter</b>	First bottom spindle	Ø160-210 mm
	Right / Left vertical spindle	Ø160-250 mm (Ø230mm, with joint device)
	Top horizontal spindle	Ø160-250 mm (Ø230mm,with joint device)
	Bottom horizontal spindle	Ø160-250 mm (Ø230mm,with joint device)
<b>Feed System</b>	Top feed rollers diameter	Ø200 mm
	Bottom feed rollers diameter	Ø200 mm
	Feed motor	40HP-60 HP

\* Specifications and design characteristics are subject to change without prior notice.

### STANDARD EQUIPMENT:

- Frequency controlled for the feeding by inverter
- Pneumatic control of infeed and side pressure unit
- Table automatic lubricator
- Centralized lubricator
- Horizontal spindle with hydraulic end support
- Mechanical counter for front and rear pressure plate positions for top horizontal spindle
- Air loaded front pressure plate for top horizontal spindle
- Adjustable table for vertical spindle to meet cutter diameter
- Alloy steel table surface and fence, hard chrome plated
- Air cooling system for table surface and fence.
- 800mm infeed table length
- Individual control panel and electrical box unit

### OPTIONAL EQUIPMENT:

- Straight knife jointer device
- Profiled knife jointer device
- Increased spindle motor horsepower
- Increased infeed motor horsepower
- Working height 8~200mm
- Working size LCD display
- Spindle position digital control
- Computerized automatic position control (ATS)
- Inverter control of spindle speed 4000~8000rpm
- Anti kick-back device for sawing operation

# HOLYTEK

**HOLYTEK INDUSTRIAL CORP.**

9F-1, NO. 400, SEC. 1, CHANG PING RD., TAICHUNG, TAIWAN, R.O.C.

TEL: 886-4-2245-2818 (REP.) FAX: 886-4-2243-6928

E-mail: holytek@ms13.hinet.net

<http://www.holytek.com.tw>