



**SAC**  
sueri




**T 3**




**T 4/T5**

- TENONATRICE
- TENONING MACHINE
- ZAPFENSCHNEID-UND SCHLITZMASCHINE
- TENONNEUSE • ESPIGADORAS

- PROFILTRICI
- PROFILING MACHINES • PROFILIER-UMFALZFRASMASCHINEN
- PROFILEUSES • PERFILADORAS




**P 4/5**



**PR 18/22/24**

- RADDRIZZATRICE PROFILATRICE
- AUTOMATIC STRAIGHTENING AND PROFILING MOULDER
- AUTOMATISCHE KEHLMASCHINE
- MACHINE A MOULURER AUTOMATIQUE
- ENDEREZADORA PERFILADORA AUTOMATICA



## **F 4.S/F4/F40**

- CENTRI DI LAVORO PER INFISSI A CONTROLLO NUMERICO
- CNC PRODUCTION CENTRES FOR WINDOW FRAMES • FERTIGUNGSAUTOMAT CNC
- CENTRES D' USINAGE POUR FENÊTRES A CONTRÔLE NUMERIQUE • CENTROS DE TRABAJO PARA VENTANAS A CONTROL NUMERICO



## **F 42/44/52/60**

- CALIBRATICI-LEVIGATRICI
- CALIBRATING WIDE BELT SANDERS
- BREITBAND-KALIBRIERSCHLE
- CALIBREUSES PONCEUSES A LARGE BANDE
- CALIBRADORAS-LIJADORAS



**PRIMA 630/970**

- CALIBRATICI-LEVIGATRICI
- CALIBRATING WIDE BELT SANDERS
- BREITBAND-KALIBRIERSCHLEIFMASCHINEN
- CALIBREUSES PONCEUSES A LARGE BANDE
- CALIBRADORAS-LIJADORAS



**PROJECT 1100/1300**

- CALIBRATICI-LEVIGATRICI
- CALIBRATING WIDE BELT SANDERS
- BREITBAND-KALIBRIERSCHLE
- CALIBREUSES PONCEUSES A LARGE BANDE
- CALIBRADORAS-LIJADORAS



**CONCEPT 1100**

- CALIBRATICI-LEVIGATRICI
- CALIBRATING WIDE BELT SANDERS
- BREITBAND-KALIBRIERSCHLEIFMASCHINEN
- CALIBREUSES PONCEUSES A LARGE BANDE
- CALIBRADORAS-LIJADORAS



**EXECUTIVE 1300**



- SEGHE A NASTRO
- BANDSAWS
- BANDSÄGEN
- SCIES A RUBAN
- SIERRAS DE CINTA

**BW 500/600/  
700/800/900**

- CAVATRICE A PUNTA
- BIT MORTISING MACHINE
- LANGLOCHBOHRMASCHINE
- MORTAISEUSE A MECHE
- PIE DE TALADRAR



**LB 85/SPECIAL**



**PS 250/300**

- LEVIGATRICE A NASTRO • BELT SANDING MACHINE
- LANGSBANDSCHLEIFMASCHINE • PONCEUSE A BANDE
- LIJADORA DE BANDA



**LV 200**

- LEVIGATRICE VERTICALE
- EDGE BELT SANDER
- KANTENSCHLEIFMASCHINE
- PONCEUSE DE CHANTS
- LIJADORA VERTICAL



**T 120**



**TS 120**

- TOUPIE
- SPINDLE MOULDERS
- TISCHFRÄSMASCHINEN
- TOUPIES
- TUPIS



**T 145**

- TOUPIE AD ALBERO INCLINABILE
- TILTING SPINDLE MOULDER
- SCHWENKSPINDELFRÄSE
- TOUPIE A ARBRE INCLINABLE
- TUPI DE EJE INCLINABLE



**TS 145**



**TS 110**

- TOUPIE
- SPINDLE MOULDERS
- TISCHFRÄSMASCHINEN
- TOUPIES
- TUPIS



**S 53/63**



**RS 53S/63 S**

- PIALLE A SPESSORE
- THICKNESS PLANERS
- DICKENHOBEL- MASCHINEN
- RABOTEUSES
- REGRUESADORAS



**F 305/430**

- PIALLE A FILO • SURFACE PLANERS
- ABRICHTHOBELMASCHINEN • DEGAUCHISSEUSES
- CEPILLADORAS




**FS 430/530**




**KS 500**

- COMBINATA FILO SPESSORE
- COMBINED SURFACE-THICKNESS PLANER
- KOMBINIERTE ABRICHT-DICKENHOBELMASCHINE
- DEGAUCHISSEUSE-RABOTEUSE COMBINÉE
- COMBINADA CEPILLO-REGRUESO

- SEGHE CIRCOLARI
- PANEL SAWS
- FORMATKREISSÄGEN
- SCIES CIRCULAIRES
- SIERRAS CIRCULARES




**CS 4**



**CS 40**





0000000000000000

**SAC**  
sueri