


edgebanding and squaring-edgebanding systems

edge banders - sizing edge banders




STEFANI CELL


MAXIMUM EFFICIENCY IN TERMS OF PRODUCTIVITY

Range of cells for Batch 1 production with a single edge bander

- stefani cell E for processing panels already sized
- stefani cell S with panel squaring, semi-automatic infeed device and manual panel loading.
- stefani cell H with or without panel squaring, automatic infeed device and manual panel loading
- stefani cell H with or without panel squaring, automatic infeed device and automatic panel loading by gantry system
- stefani cell H+ with or without squaring, automatic infeed device and automatic loading. For high productivity



edgebanding and squaring-edgebanding systems



STEFANI CELL E

CELL FOR BATCH 1 IN ITS SIMPLEST FORMAT

Stefani cell E combines the customised production of panels already squared with a compact overall design and, above all, with an accessible investment even for SMEs.



edgebanding and squaring-edgebanding systems

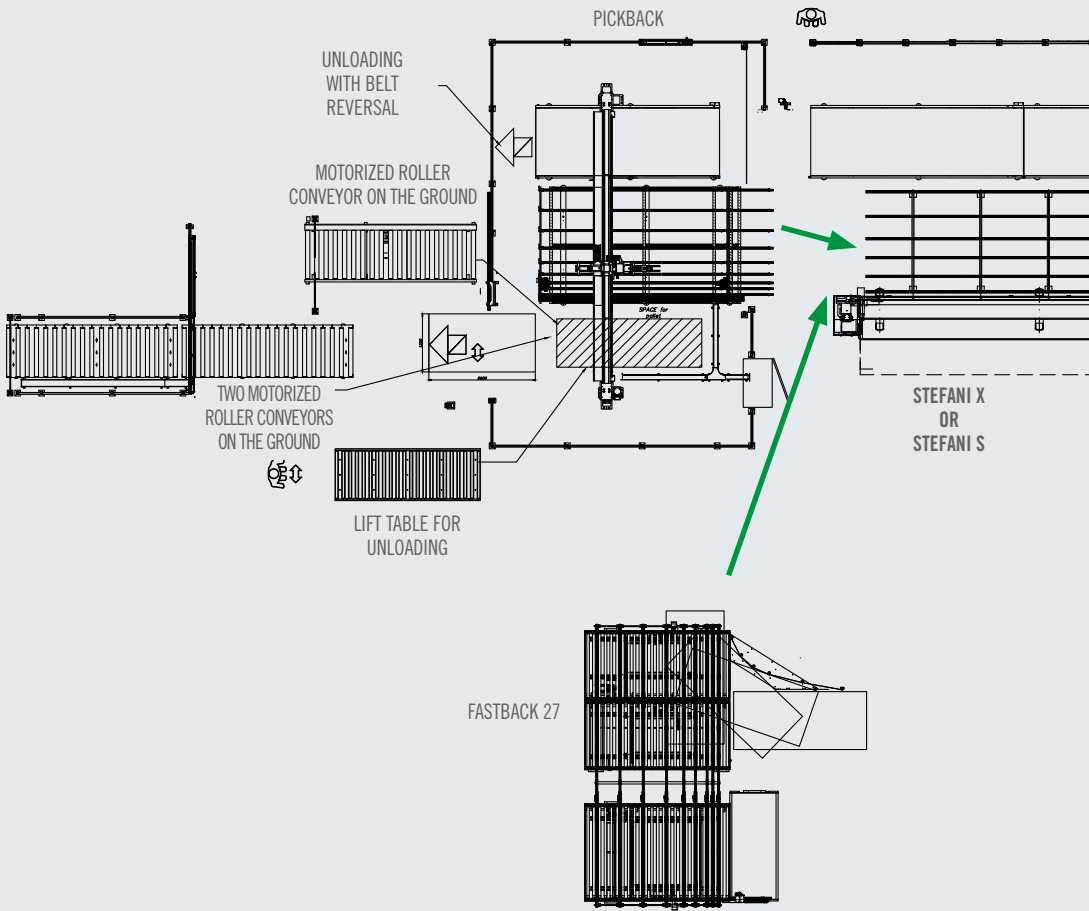


Different processing can be changed quickly. Type, colour, edge thickness, use of EVA and PUR glue or coextruded edges with AirFusion+ device, groove position and depth, management of the protective film, panel dimensions (length and width). These parameters can be continuously changed within the production flow thanks to the electronic axes for the machine setup.



STEFANI CELL E

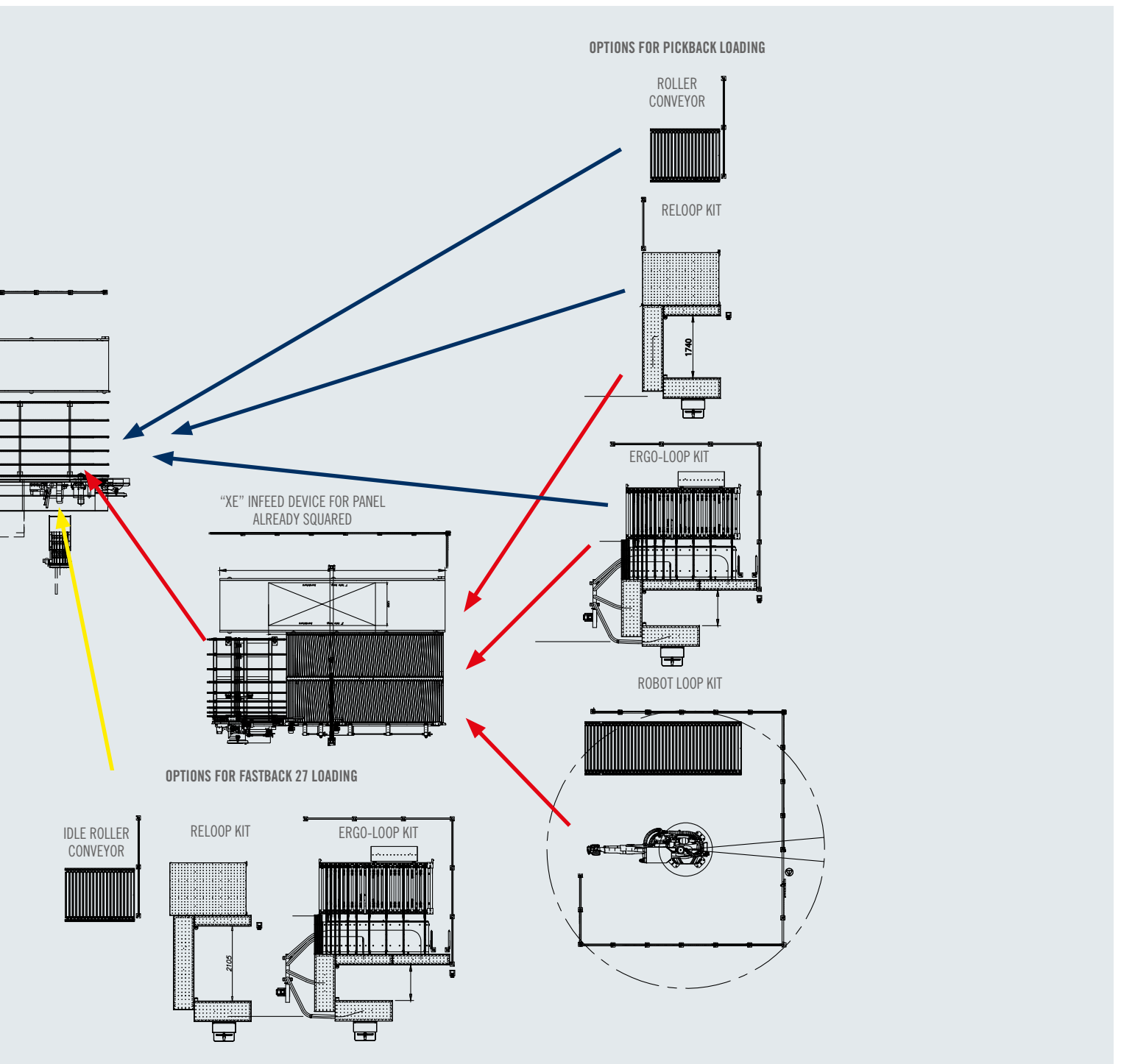
With the numerous and modular compositions available on stefani cell E, every specific request in terms of productivity and processing can be satisfied. Manual panel introduction or automatic by anthropomorphic robot, handling and return of panels with pickback gantry system or with fastback 27 device. Different solutions of panel unloading are available; in stack, in line, manual with return to the operator at the cell entry, automatic with robot at the cell entry.



edgebanding and squaring-edgebanding systems



Pickback gantry panel return system with fast nc axes



STEFANI CELL E

The composition with the panel return device fastback 27 is a very economical and compact solution. It needs a reduced floor space while maintaining flexibility in panel machining and ergonomic handling by the operator.



For all stefani cells, the edge banders can be equipped with the barcode or QRcode hand scanner, installed on a special glove on the operator's hand for a quick reading of the label. It avoids the use of one hand by the operator for the barcode scanner gun and reduces the time needed to manually insert the panel into the machine.



edgebanding and squaring-edgebanding systems

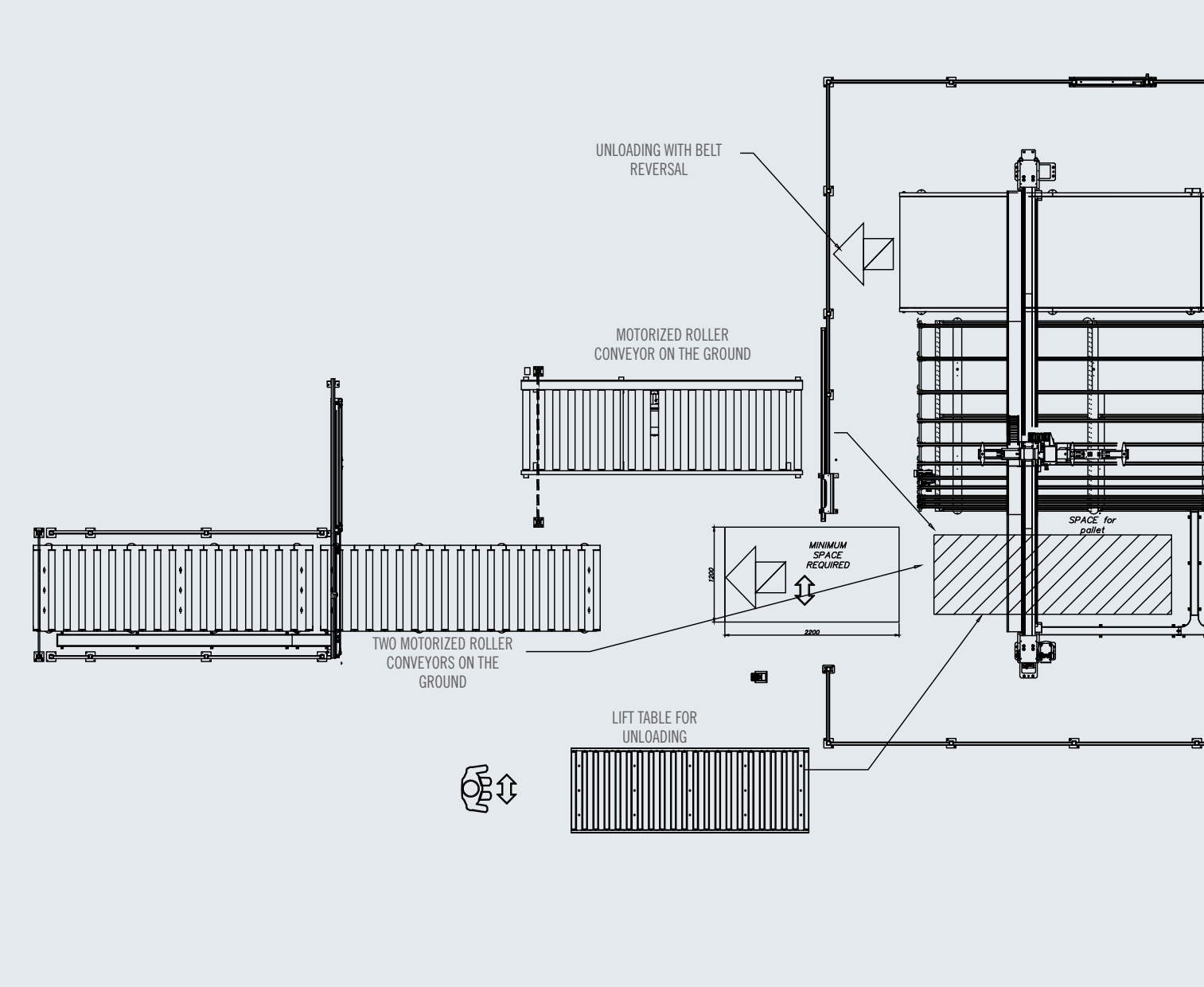
The composition with the panel loading by the anthropomorphic robot and the automatic roller infeed device “XE”, productivity is maximised thanks to the time reduction in loading, inserting and unloading of panels. No intervention by the operator is required. This solution can be integrated even post-sale.



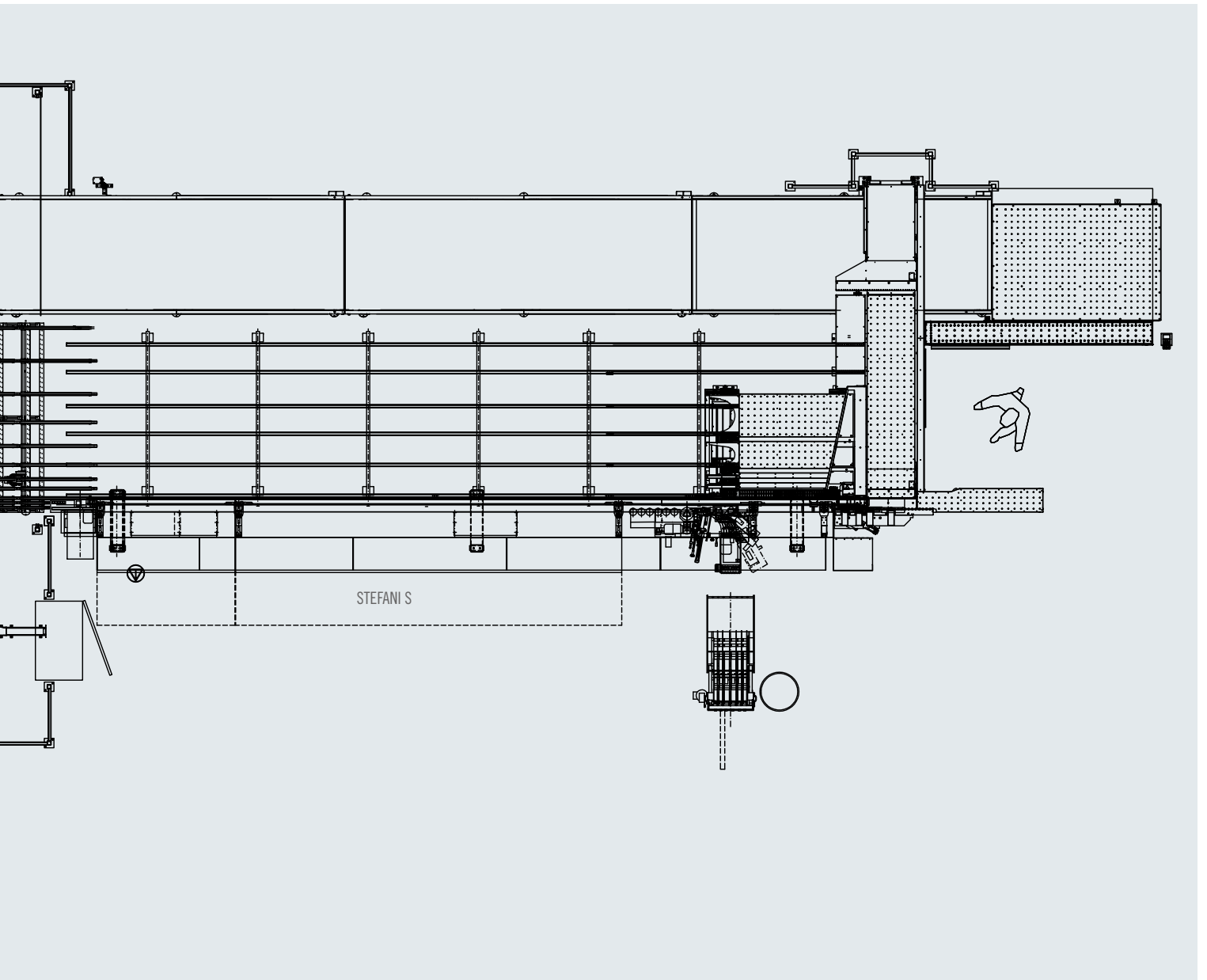
STEFANI CELL S

HIGHLY FLEXIBLE SQUARING-EDGEBANDING CELL

Stefani cell S is a flexible edgelanding cell for panels that also need to be squared. The architecture is with a semi-automatic infeed device and squaring function that immediately makes operational advantages for the business with semi-intensive production and / or with non-homogeneous production batch.



edgebanding and squaring-edgebanding systems



STEFANI CELL S

Stefani cell S includes a semi-automatic device “SZ” for an easier longitudinal and transversal insertion of large panels as follows:

- panels already squared/sized
- panels requiring sizing down on the two longitudinal sides and squaring (up to 2500 mm)



edgebanding and squaring-edgebanding systems



The panel is accurately controlled until beyond the working unit on the panel preparation area.

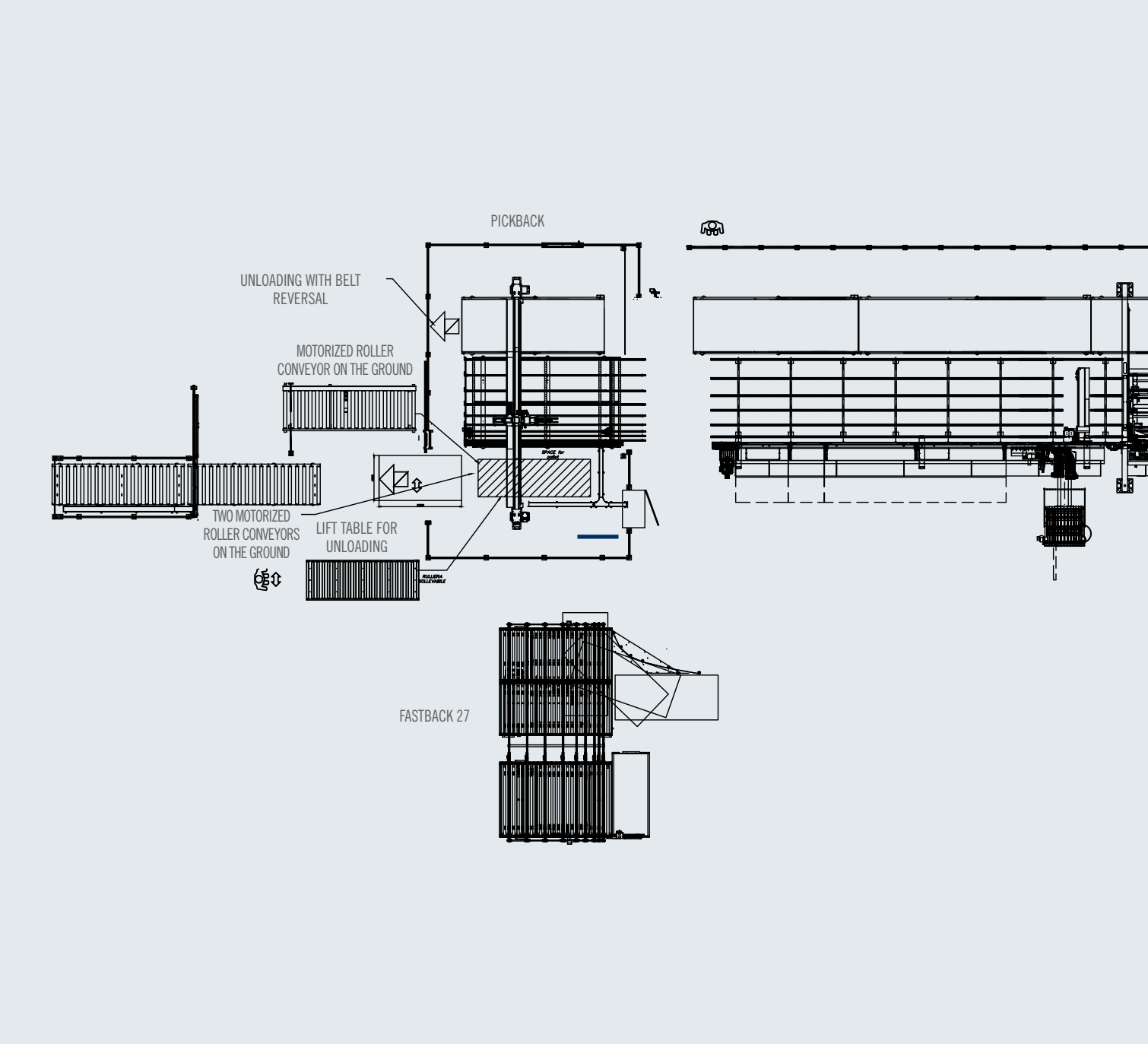


Maximum grip of the panel thanks to top and bottom grippers and frontal stop.

STEFANI CELL H

MODULARITY AND FLEXIBILITY COME FIRST

Stefani cell H is the edgebanding or square-edgebanding cell for Batch 1 processing, structured for technical solutions, level of investment and efficiency. It combines in a single solution customized quality and production, industrial level production volumes as well as maximum diversification of the production batches with panels already squared or to be squared, constantly guaranteeing business success with every work order.

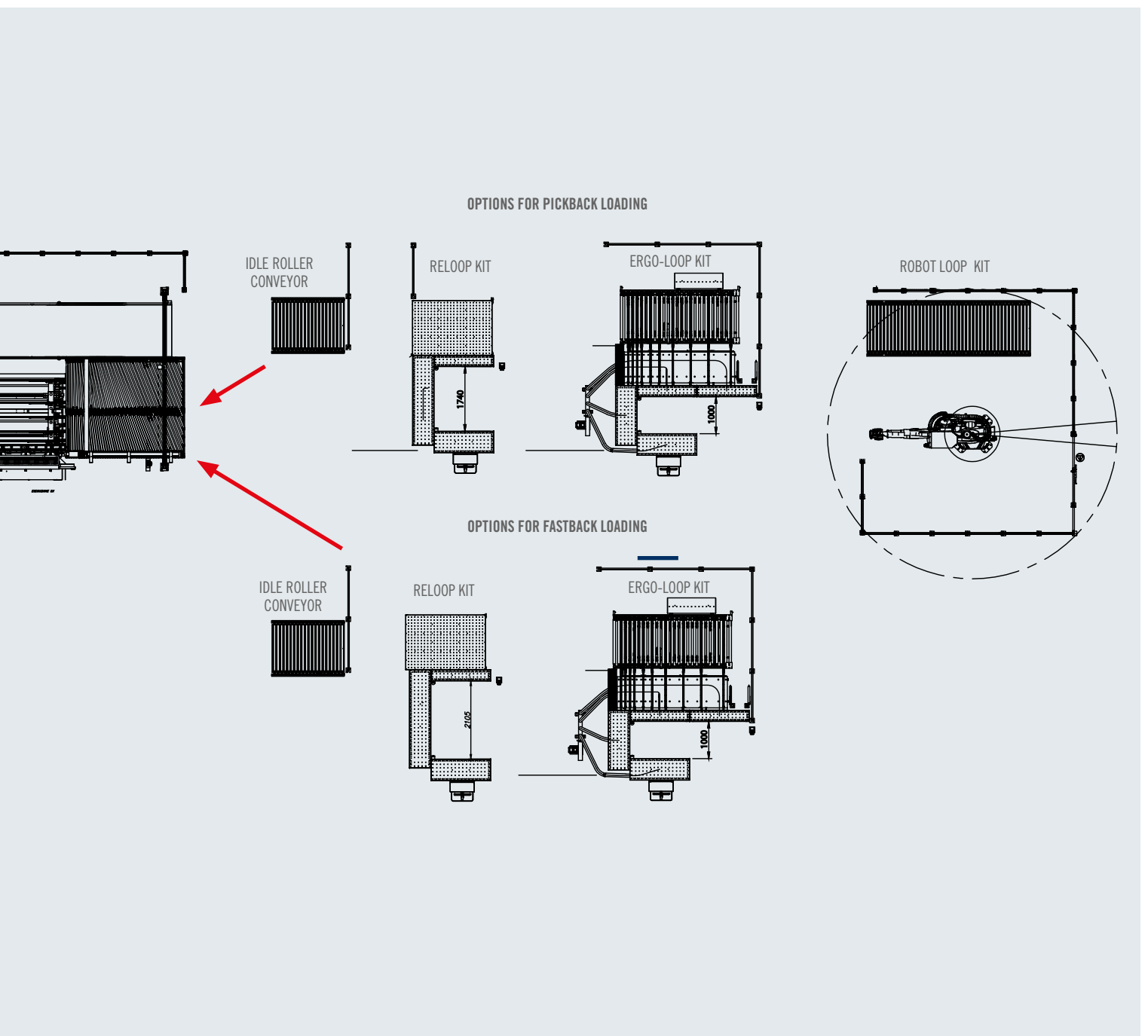


edgebanding and squaring-edgebanding systems

The insertion of the panels into the infeed device of the edge bander takes place automatically thanks to a tilted roller bench. The panel loading can be carried out by an operator in an ergonomic and manual way or by an anthropomorphic robot without operator.


The rotation and return of the pieces leaving the edge banders can be performed with the gantry system “pickback” or the belt return device fastback 27.

With the pickback panels can be unloaded onto the stack with different solutions: pallets, lifting table, motorized roller conveyor on the ground for automatic extraction of the stack.



STEFANI CELL H

Stefani cell H equipped with fastback 27 or pickback systems optimizes the flow and movement of the panels. The cell offers the possibility of choosing the gluing technology and tool change flexibility within the minimum space and with a single operator, thereby significantly optimising production costs.



EXTERNAL MILLING UNIT "UZ"

For a precise sizing quality.

edgebanding and squaring-edgebanding systems



MOBILE GUIDE ON SIZING GANTRY DEVICE

For high precision in crosswise sizing of the panel.

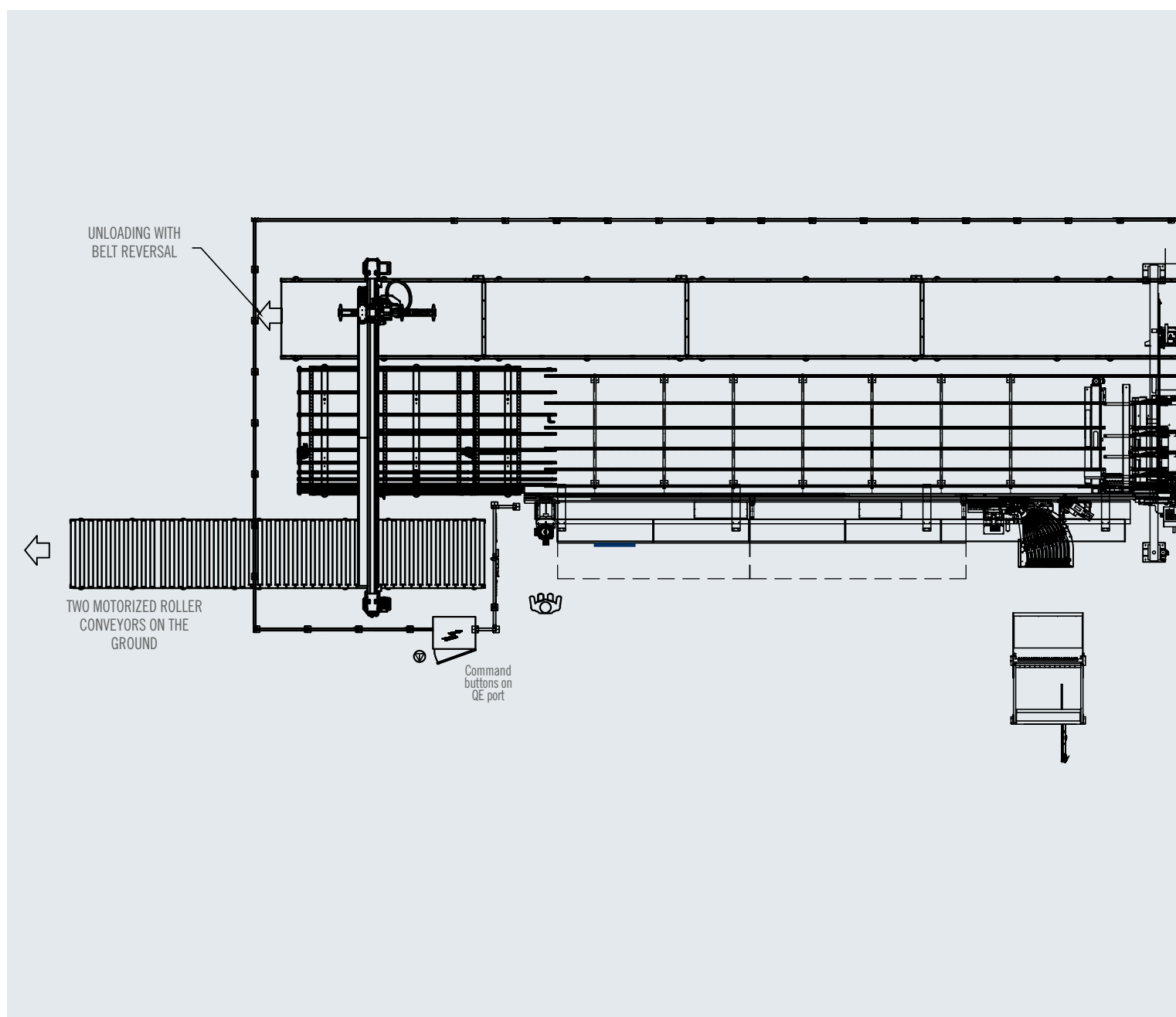
STEFANI CELL H WITH PICKFEED

COMPLETE AUTOMATION IN LOADING THE PANEL

The loading of panels in the stefani cell H can be completely automated with the pickfeed device. Pickfeed is a modular solution integrated with the edge bander and the return / unloading system. The panels are picked up from a stack or from a flat roller conveyor.

The cell is managed by the Maestro active watch supervisor who optimizes the operation to have:

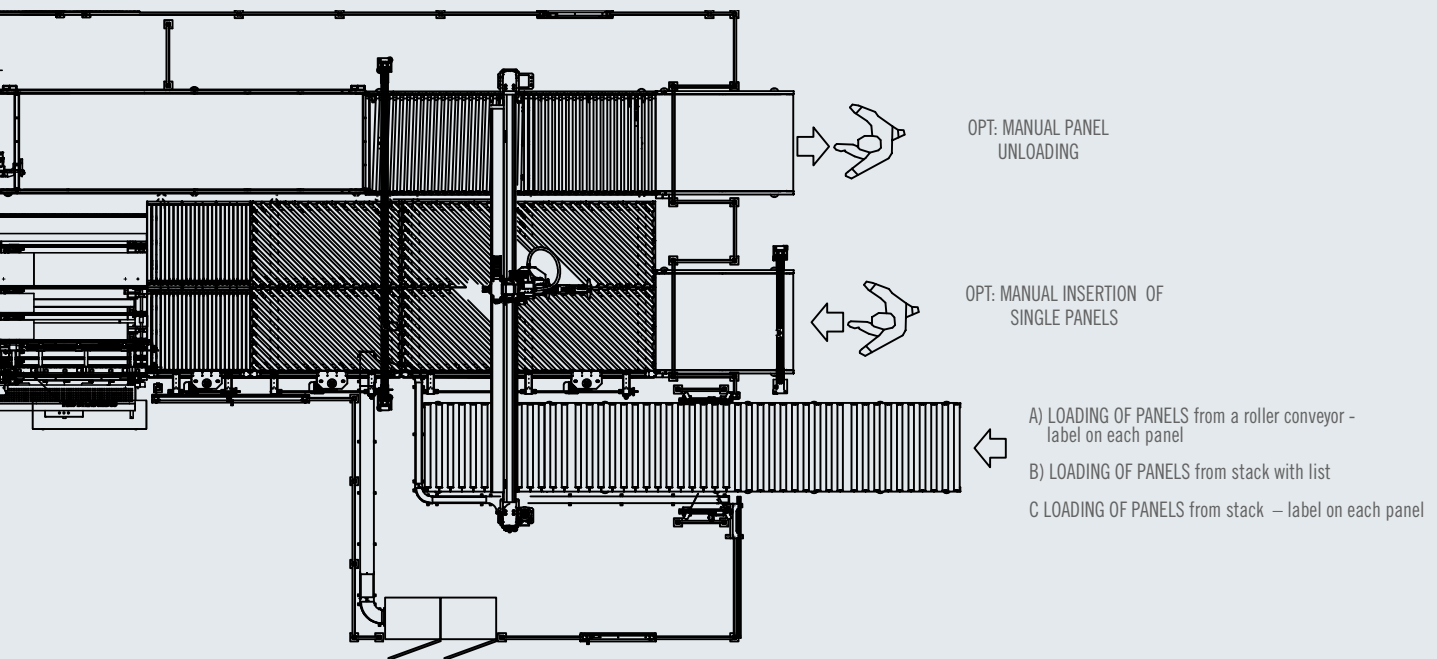
- excellent filling of the loop with mixed-panel size stacks.
- maximum cell filling with manual loading at the pickfeed's entry
- management of the multiple picks of panels in lengthwise (≤ 1200 mm) by the pickfeed and the pickback for maximum cyclic.



edgebanding and squaring-edgebanding systems

The loading gantry system pickfeed has been designed as a modular solution for different types of the panel loading:

- loading of single panels from a flat roller conveyor - label on each panel
- loading of panels from stack with list
- loading of panels from stack – label on each panel



STEFANI CELL H CON PICKFEED



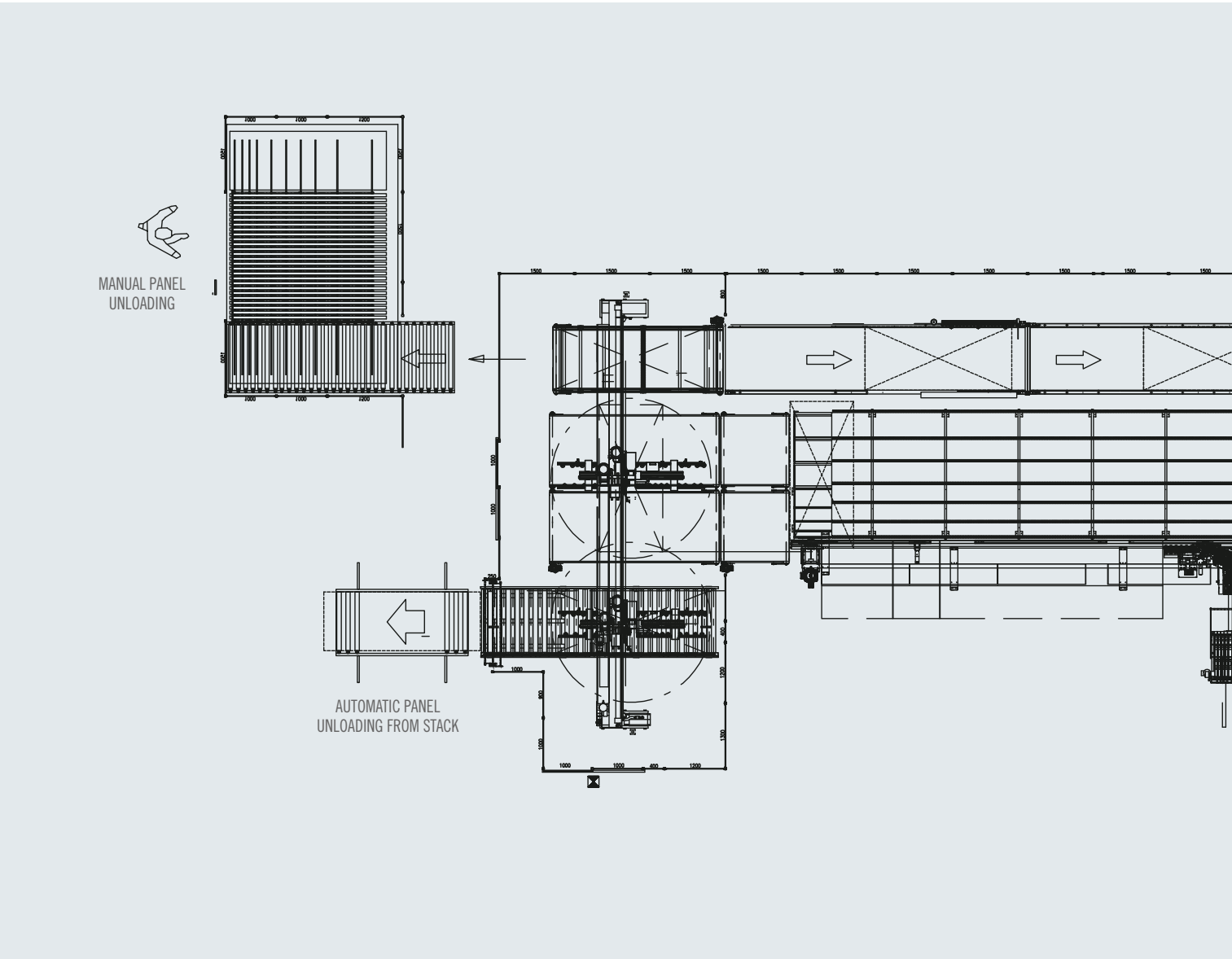
edgebanding and squaring-edgebanding systems



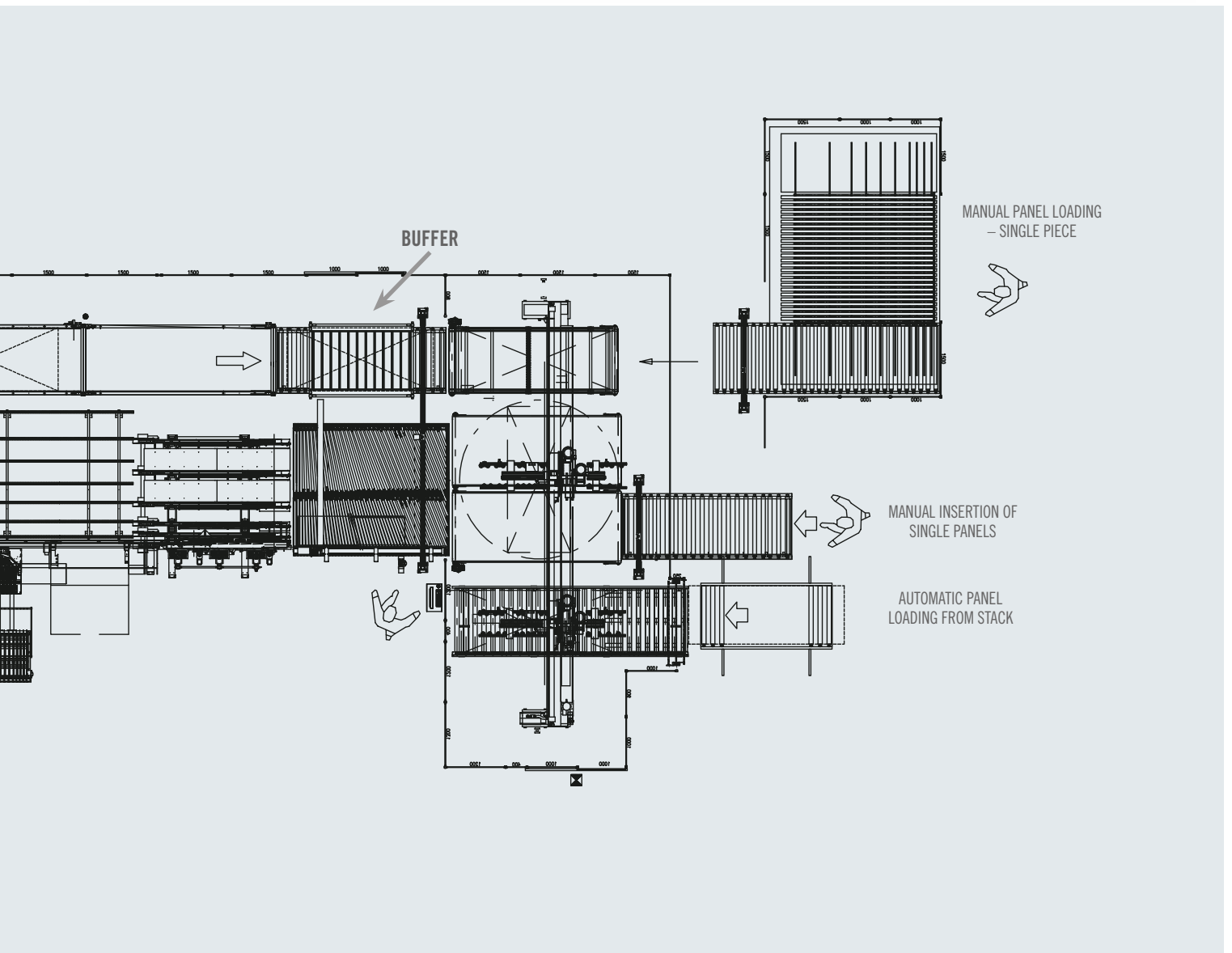
STEFANI CELL H+

PRODUCTIVITY AND QUALITY WITHOUT COMPROMISING

Stefani cell H+ is the right choice when productivity and quality become the main demands.
The TOP solutions for customization and automation achieve maximum performance in the flexible square-edgebanding.



edgebanding and squaring-edgebanding systems




STEFANI CELL H+


Stefani cell H+ combines the top performance level of square-edgebanding and panel handling to ensure the highest levels of productivity, quality and processing flexibility that distinguishes the whole stefani high performance range.



edgebanding and squaring-edgebanding systems




STEFANI CELL



	stefani cell E	stefani cell S
Program change to Batch 1 (reading of unique code on panel by Barcode / Qr Code)	SI	SI
Possibility to square the panel	NO	SI
Type, colour, thickness, edge protection film	SI	SI
Panel dimension change	SI	SI
Groove position and depth (in flexible mode)	NO	SI
Glue type and edge application	SI	SI
Glue dosage change	SI	SI
Addition of a panel during Batch 1 machining	SI	SI
Homogeneous panels management	SI	SI
Closed/ open loop management	SI	SI
Panel re-machining	SI	SI
Edge banders	stefani x / stefani s	stefani s
Loading mode in cell	Manual /robot	Manual

edgebanding and squaring-edgebanding systems



stefani cell H	stefani cell H with pickfeed	stefani cell H+
SI	SI	SI
SI	SI	SI
SI	SI	SI
SI	SI	SI
SI	SI	SI
SI	SI	SI
SI	SI	SI
SI	SI	SI
SI	SI	SI
SI	SI	SI
stefani one / sb one	stefani one / sb one	stefani one / sb one
Manual /robot	Automatic with gantry system	Automatic with gantry system

STEFANI ROCKET

FLEXIBLE SOLUTIONS FOR THE LARGE INDUSTRY

Solutions with edge banders in line with different compositions:

- stefani rocket E - flexible automatic line with panel introduction without sizing function (2 edge banders, stefani x / stefani s)
- stefani rocket H - flexible automatic line with panel introduction with sizing function (2 or 4 edge banders, stefani one / sb one)
- stefani rocket U – flexible automatic line with panel introduction with sizing function (2 or 4 edge banders, stefani one / sb one)
- stefani rocket U* - flexible automatic line with panel introduction with sizing function and closed loop for automatic panel handling even in the cell entry (2 edge banders. stefani one / stefani sb one)

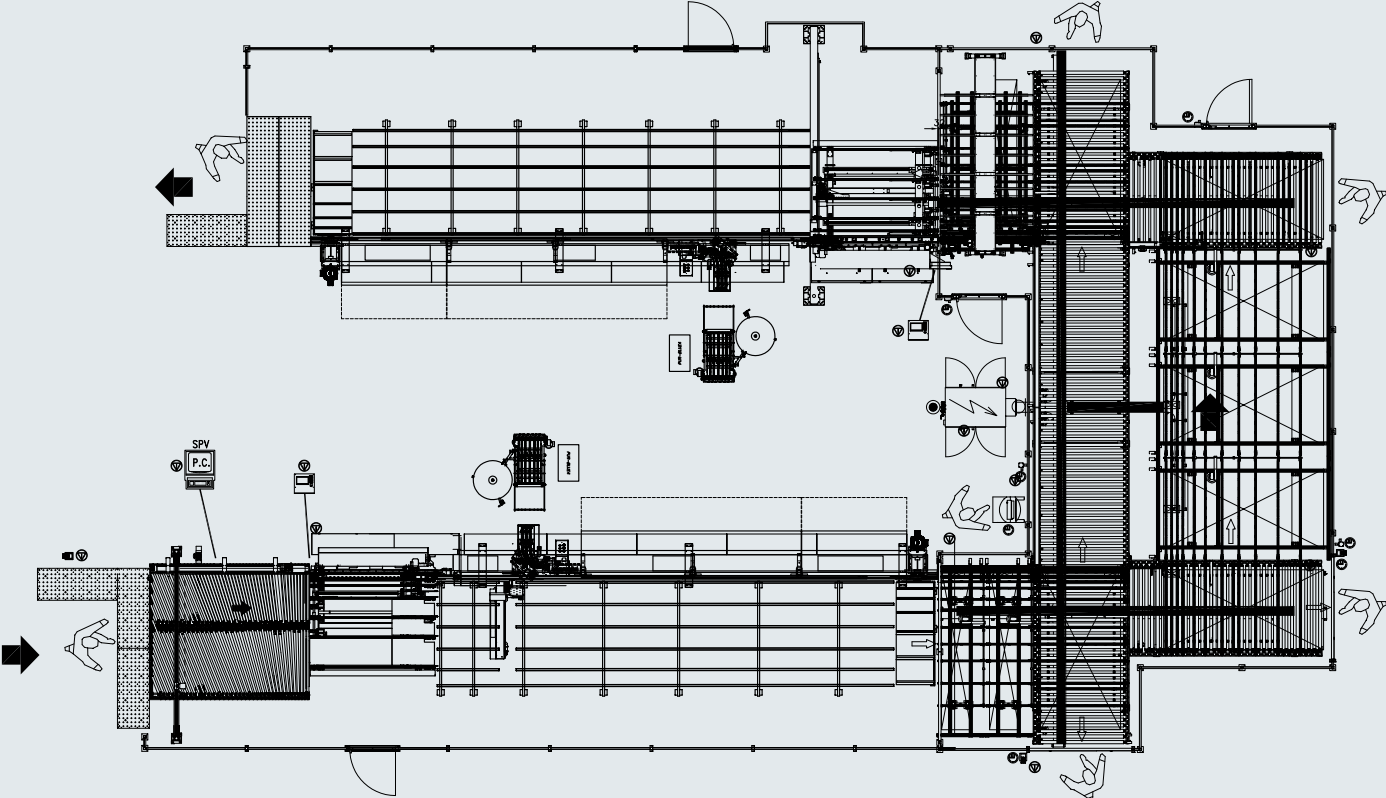


edgebanding and squaring-edgebanding systems

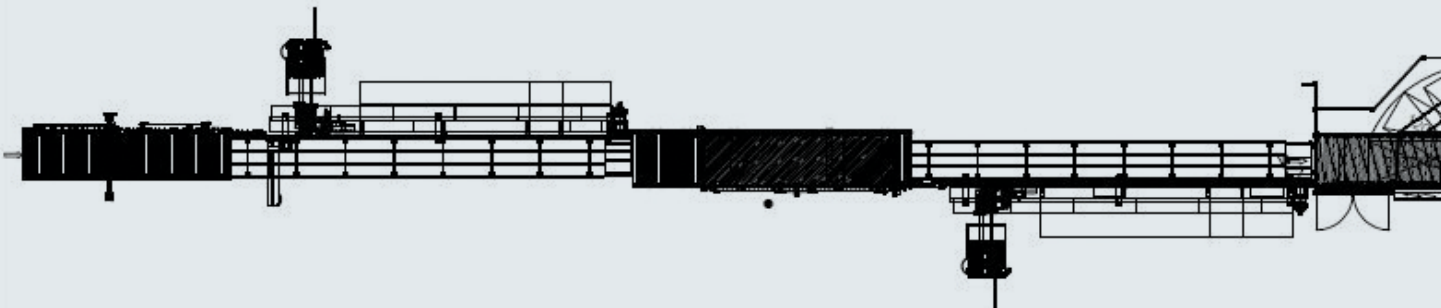



STEFANI ROCKET

STEFANI ROCKET U


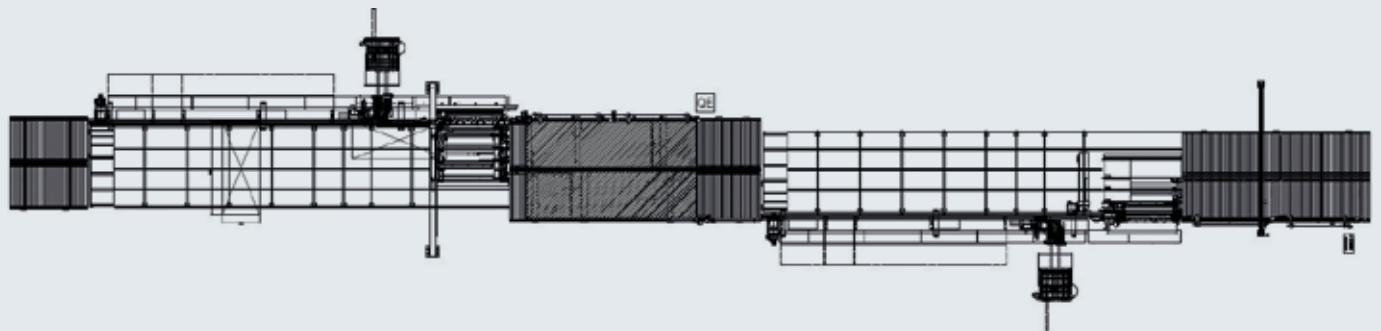
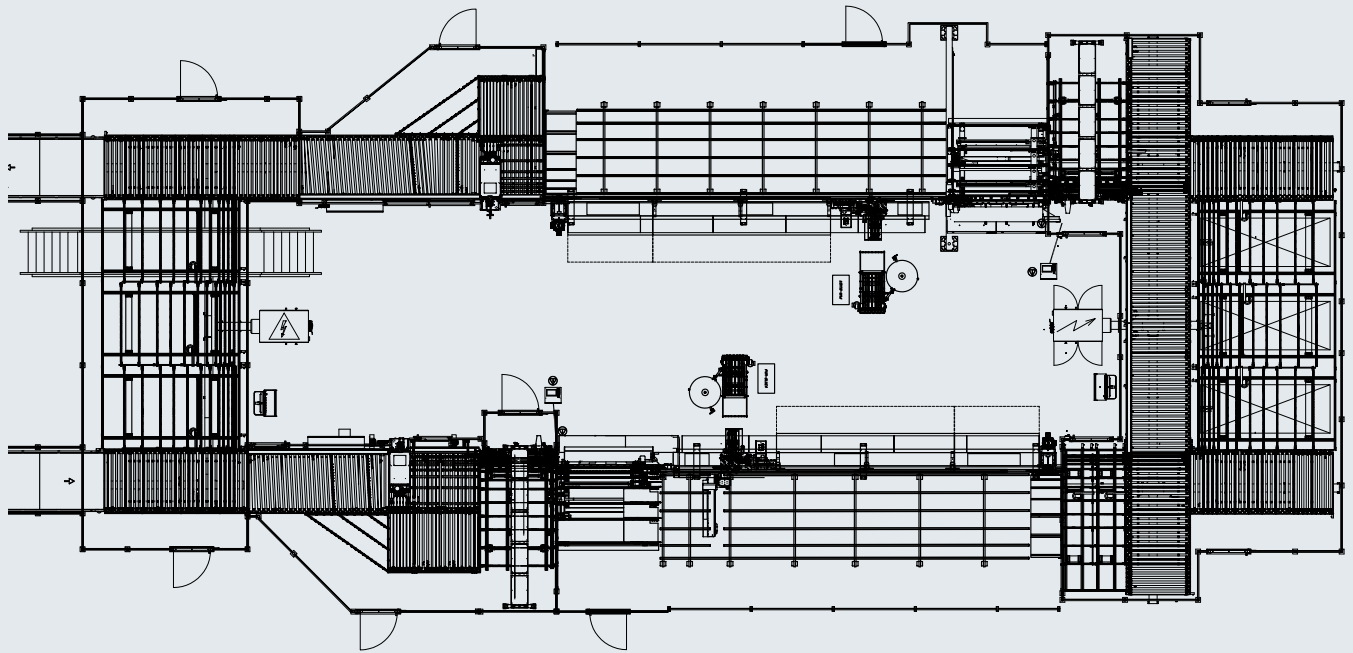


STEFANI ROCKET E - H



edgebanding and squaring-edgebanding systems

STEFANI ROCKET WITH CLOSED LOOP



STEFANI – SQM SYSTEM

SOLUTIONS FOR MASS PRODUCTION

With stefani sb / stefani sbx squaring-edgebanders, SCM meet different requests where production volumes are high with short delivery times.

One or more machines can be easily integrated with suitable handling equipment to reduce production times.

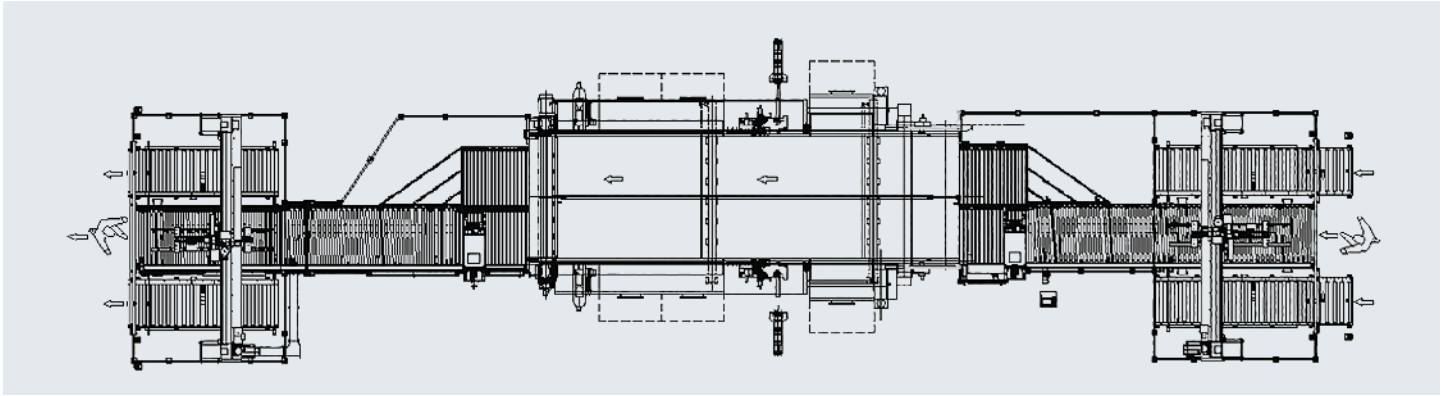
HALF LINE

For large production volumes.

It provides the automatic loading of panels, the first lengthwise machining, the automatic unloading, the handling of stacks towards the load zone and the subsequent second crosswise machining of the panel always with automatic loading and unloading.

Consisting of:

- Loading cell with two pickup stations
- Squaring-edgebander for the first and second pass
- Unloading cell with two unloading stations
- Supervisor for line management



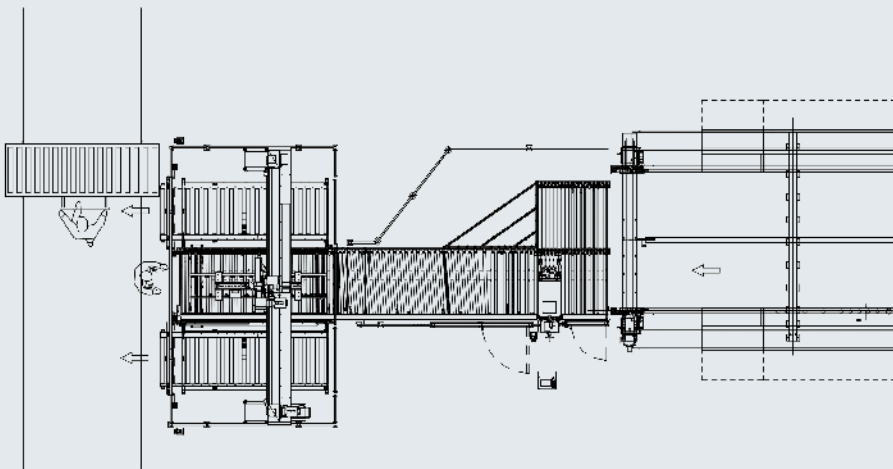
COMPLETE LINE

For very large production volumes.

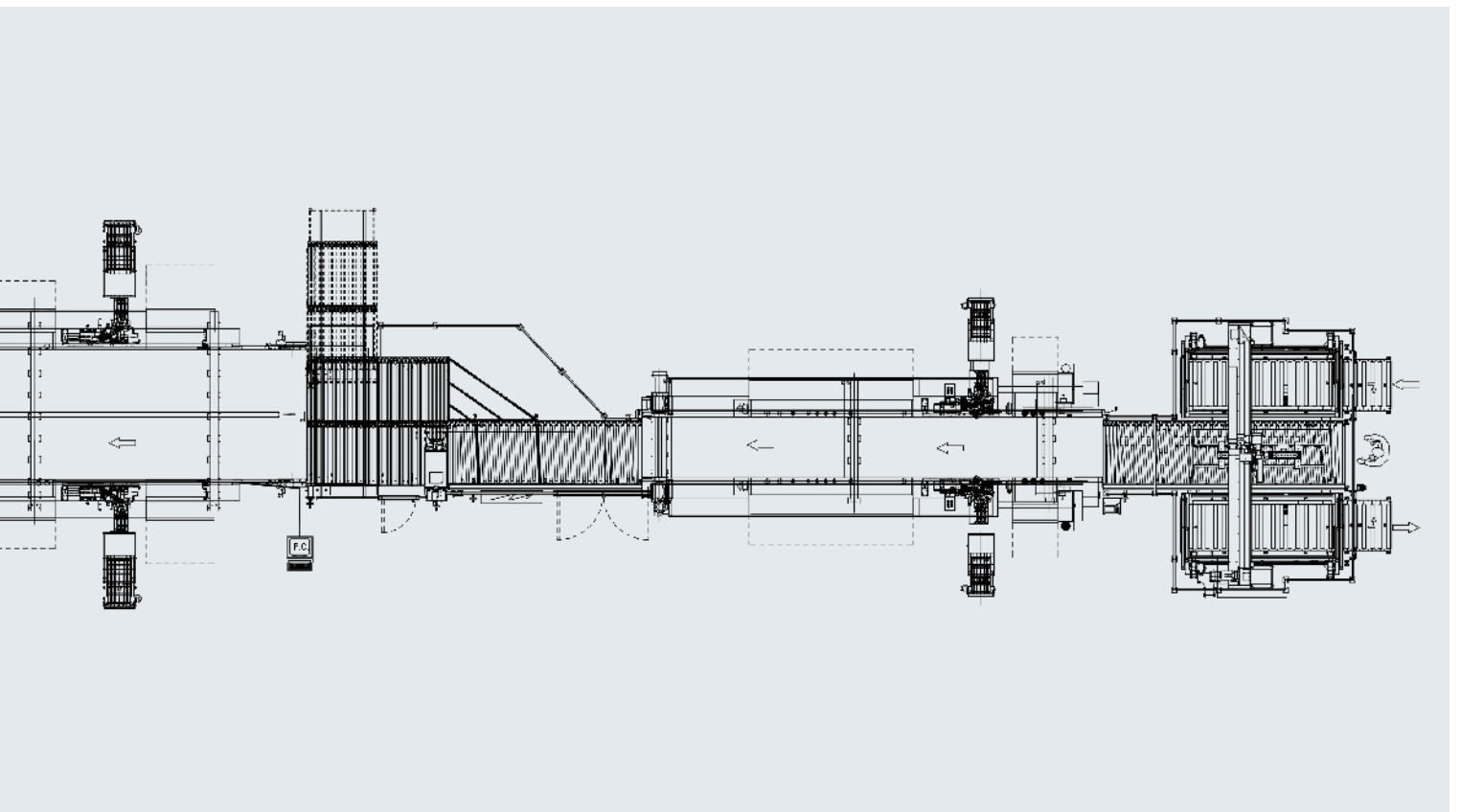
It provides for the automatic loading of the panels, the first crosswise machining, the 90° rotation of the panel in preparation to the second machine, the subsequent second crosswise machining, the automatic unloading. Compared to the half line, the complete line avoids wasted time for repositioning of the stacks in the loading zone for the completion of the process.

Consisting of:

- Loading cell with two pickup stations
- Squaring-edgebander for the first pass
- Panel rotator
- Squaring-edgebander for the second pass
- Unloading cell with two unloading stations
- Supervisor for line management



edgebanding and squaring-edgebanding systems



STEFANI – SQM SYSTEM

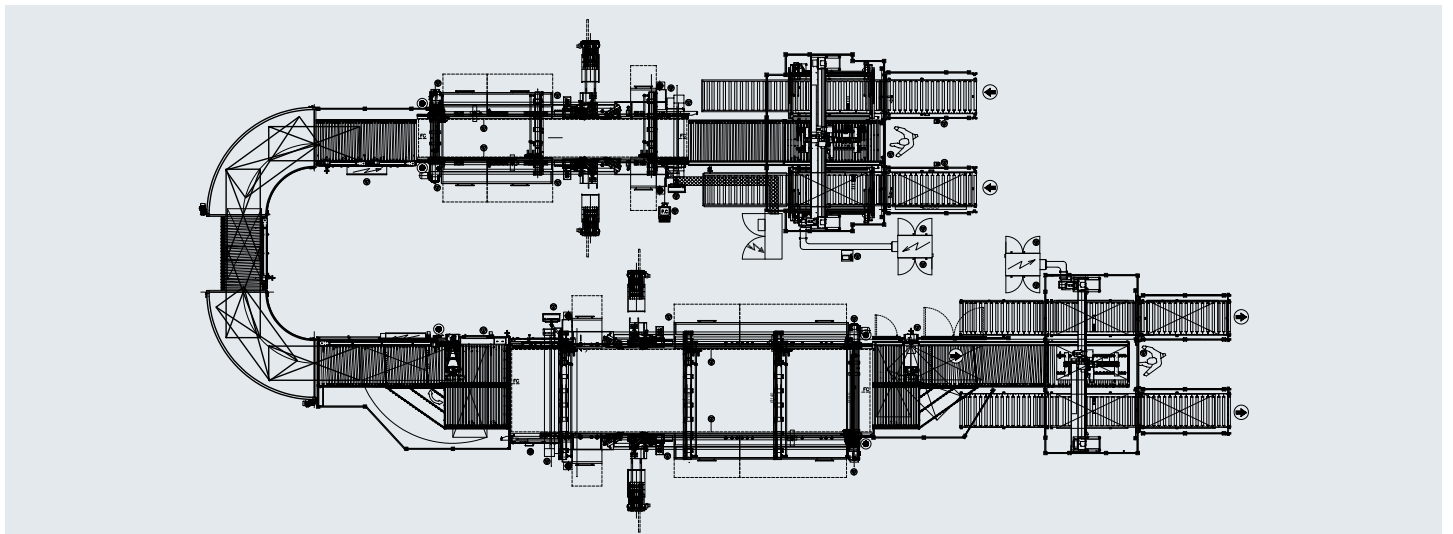
PROCESSING LINE WITH MACHINE ARRANGED IN U-SHAPE

For very large production volumes.

The U-shaped arrangement reduces the space occupied lengthwise.

Consisting of:

- Loading cell with two pickup stations
- Squaring-edgebander for the first pass
- 180° panel rotator
- Squaring-edgebander for the second pass
- Unloading cell with two unloading stations
- Supervisor for line management

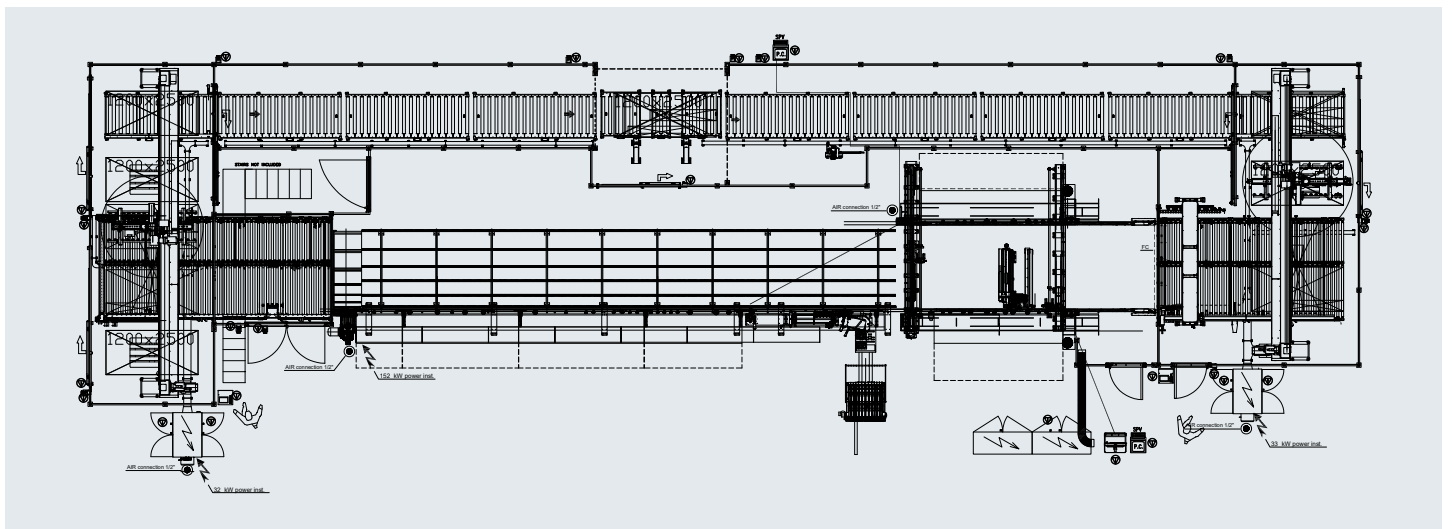


PROCESSING LINE FOR DOORS WITH LOADING/UNLOADING IN STACKS

For squaring and edgebanding doors with different sizes, it combines flexibility with high production on a working shift.

Consisting of:

- Loading and handling gantry station at the entry
- Squaring-edgebander stefani flex
- Unloading and handling gantry station at the exit
- Loading and unloading area of the stacks

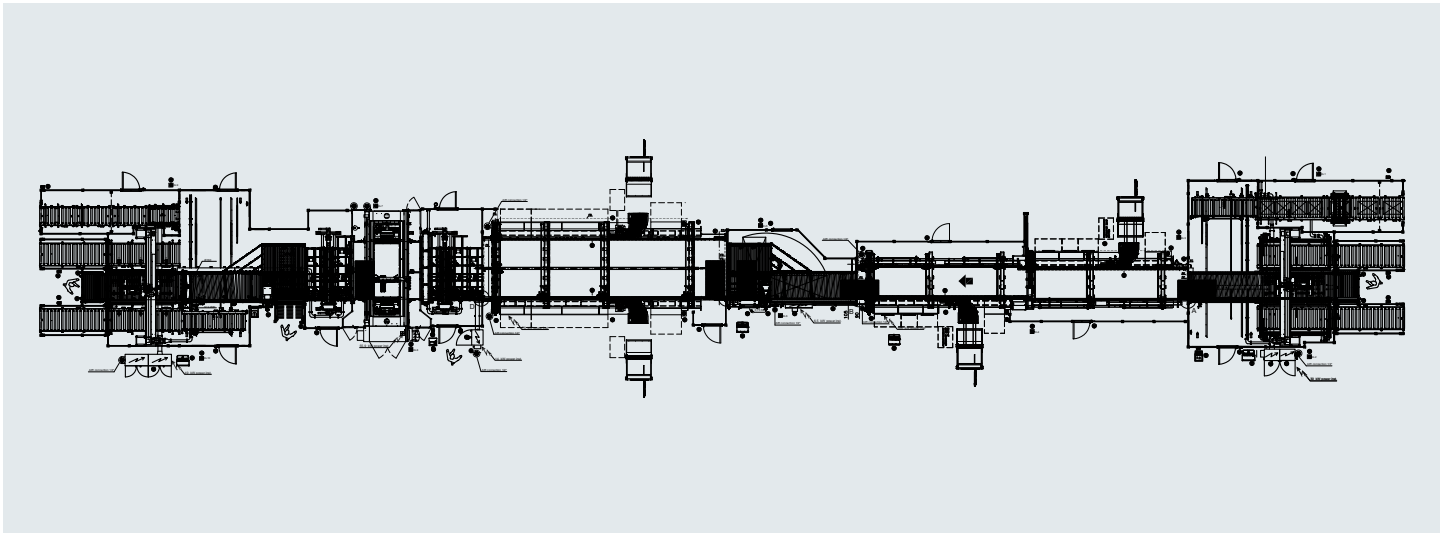


edgebanding and squaring-edgebanding systems

PROCESSING LINE FOR NARROW PIECES

Consisting of:

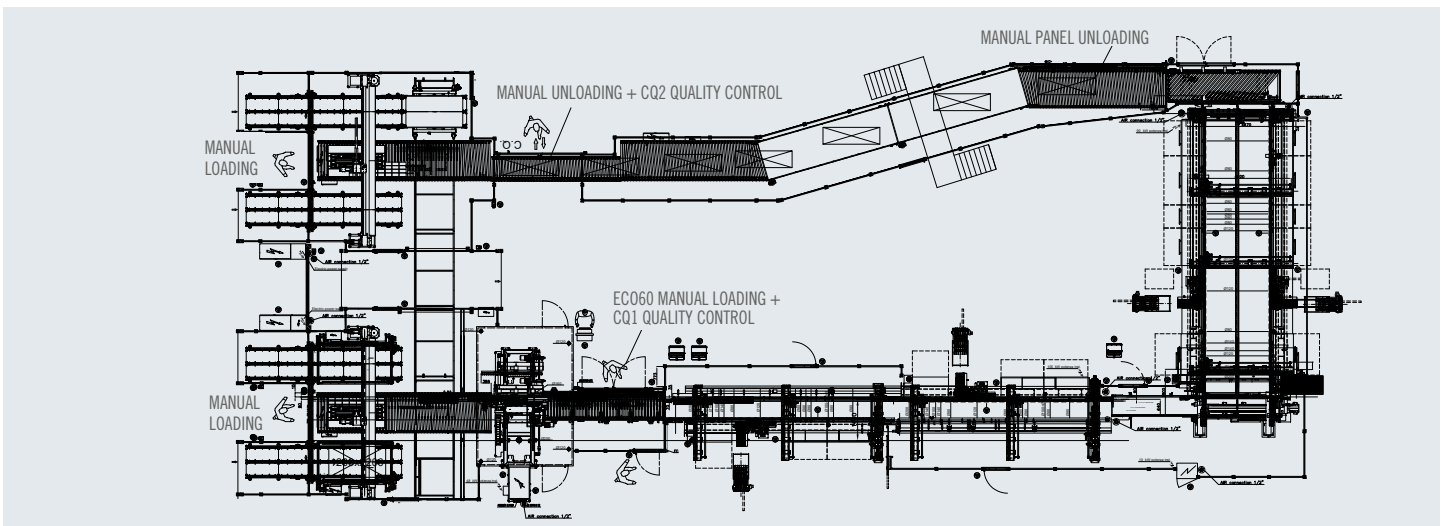
- Loading cell with two pickup stations
- Squaring-edgebander stefani 60 for the first pass (edgebanding on longitudinal side of narrow pieces)
- Panel rotator
- Squaring-edgebander stefani sb for the second pass
- Drilling machine
- Unloading cell in two station with two unloading station
- Supervisor for line management



PROCESSING LINE FOR NARROW PIECES WITH MACHINES ARRANGED IN L-SHAPE

Consisting of:

- Loading cell with pickup station
- Splitter
- Squaring-edgebander stefani 60 for the first pass (edgebanding on longitudinal sides of narrow pieces)
- Automatic transversal hopper between the two squaring-edgebanders
- Squaring-edgebander stefani sb for the second pass
- Panel return and unloading system in different stations
- Supervisor for line management



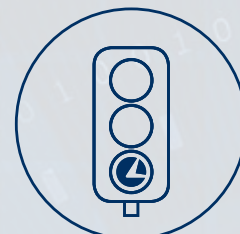
M Maestro Digital Systems

SMART SOFTWARE AND DIGITAL SERVICES TO ENHANCE PRODUCTIVITY OF WOODWORKING AND FURNITURE INDUSTRIES.

Maestro active watch

Maestro active watch is the supervision and control software developed by SCM to control and manage the entire production process.

The software is able to manage all the machines in line in an integrated manner, to program the entire process and monitor all the operations of the plant in real time.

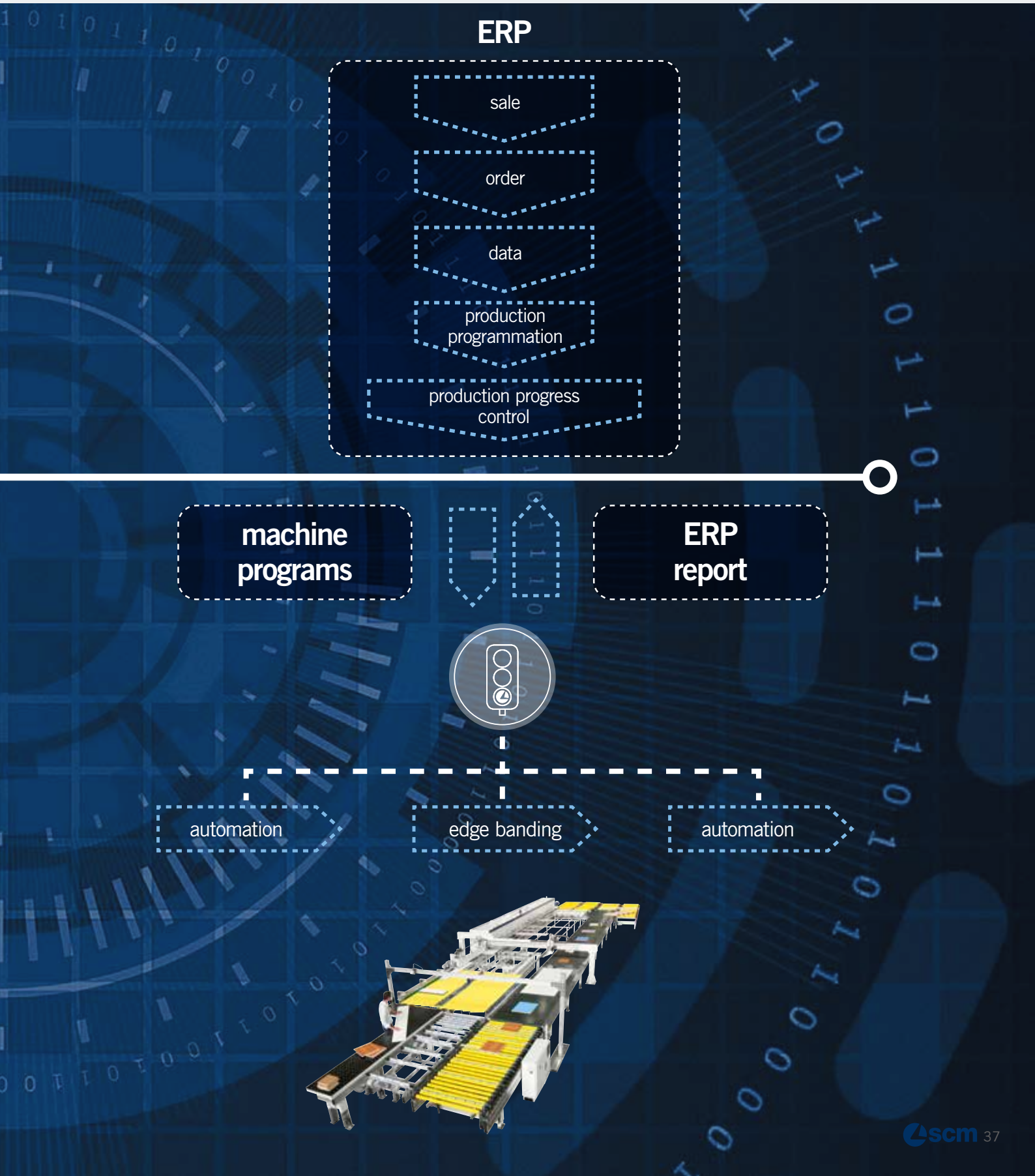


OFFICE

FACTORY

SCM accompanies woodworking companies throughout their whole process combining machines with matching software solutions and digital services, with a constant strive to enhance company productivity.

The software solutions powered by SCM are developed to optimize machine usage as well as the entire process, providing integration with the different software existing in the company.





Maestro active watch

Maestro active watch can be integrated with the company information system by:

- receiving production data from the management or design software to generate the production list
- returning production reports to the MES and / or management software company,
- transmitting what was produced and in what times.

Maestro active watch also allows to:

- immediately start programs on all the machines in the line
- carry out a preliminary check on the machining feasibility
- manage the line “by area” to ensure maximum productivity for each program launched.




FUNCTIONS



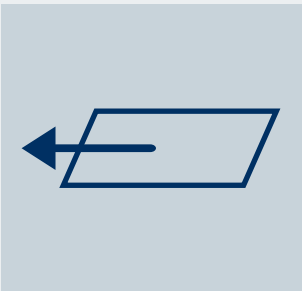
Real-time control of the process

Maestro active watch allows the immediate launch of programs to all the machines of the line. It sets and detects the status of the different machines, monitors their production and records their history.



Display of the plant layout

Maestro active watch is customized and optimized according to the plant to be supervised. The synoptic view of the plant allows a visual check in real time of the process in all its production phases, with monitoring of the progress of the pieces along the line.




Zero errors in the insertion of the panels in the cell

Maestro active watch always guarantees the panel insertion introduction with the correct side thanks to the SIDE FINDER technology that shows the operator which edge to insert in the cell next.



Simulation of machining times for productivity checks of the cell

Maestro active watch is able to make one preliminary simulation of production times.



Maximum efficiency thanks to feasibility checks

Maestro active watch guarantees immediate availability of the machining information relating to each panel, regardless of where the panel is in the cycle thanks to the continuous tracking provided by the supervisor system.

Maestro active watch also performs a check of machining feasibility for each component.



Report generator to improve production performance

Maestro active watch allows you to generate production reports by operator, working shift, program etc and send them to the company management software.

PROMPT AND EXPERT TECHNICAL SUPPORT THROUGH A NETWORK OF 1000 TECHNICIANS AND AN INVENTORY OF 36,000 SPARE PARTS.

HIGHLY SPECIALISED TECHNICIANS, EFFICIENT
MANAGEMENT AND 6 SPARE PARTS BRANCHES
AROUND THE WORLD GUARANTEE A CLOSE,
SAFE AND EFFECTIVE TECHNICAL SUPPORT.



SERVICE:

A CONTINUOUS COMMITMENT TO PROTECT YOUR INVESTMENT

SERVICE

SCM provides a service that goes beyond the purchase, to guarantee the long term performance of your technological production system and peace of mind for your business.

A COMPLETE RANGE OF AFTER-SALES SERVICES

- installation and start-up of machines, cells, lines and systems
- tailored training programs
- telephone support to reduce times and costs when machines are not working
- preventive maintenance programs to guarantee long term performance
- complete renovation of machines and plants to renew the added value of the investments
- custom upgrading to update machines and plants and meet new production requirements

SPARE PARTS

SCM Group can count on 140 spare parts professionals worldwide to meet any request with real time shipments.



36,000 SPARE PARTS

Our spare parts inventory, with a value of 12 million euros, covers every single machine



SPARE PARTS GUARANTEED

We guarantee also hard to find parts, with 3,5 million euros invested in "critical" spare parts.



IMMEDIATE AVAILABILITY

Over 90% of orders received are carried out the same day thanks to the huge inventory available.



6 BRANCHES AROUND THE WORLD

The spare parts service can count on worldwide support (Rimini, Singapore, Shenzhen, Moscow, Atlanta, São Bento do Sul)



500 SHIPMENTS A DAY







WE'LL GO THE EXTRA MILE FOR YOU



SCM OFFERS A FULL RANGE OF **HIGHLY SPECIALISED SERVICES** WITH A QUALITY AND RELIABILITY THAT STEM FROM 70 YEARS OF EXPERIENCE IN THE INDUSTRY.

From installation and production start-up to services and maintenance. From training to the supply of specific original spare parts: **we provide solutions designed around you!**

 <p>SERVICE AND MAINTENANCE</p> <ul style="list-style-type: none"> • Remote support • Scheduled maintenance contracts • Warranty extension 	 <p>TRAINING SERVICE</p> <ul style="list-style-type: none"> • Courses for machine operators • Software and programming courses • Training in production start-up
 <p>SPARE PARTS</p> <ul style="list-style-type: none"> • Recommended spare parts list • E-shop • Interactive spare-parts catalogues • Repairs on electronic parts, glue tanks and electro-spindles 	 <p>DIGITAL SERVICES</p> <ul style="list-style-type: none"> • Maestro Connect - IoT platform to be constantly connected with your machines • Smartech - assistance with augmented reality • My Scm portal - opening of service ticket and single point of access to the apps and Services tools

CONTACT

SCM SERVICE

via Emilia 77 - 47921 Rimini - Italy
tel. +39 0541 700100
scmservice@scmgroup.com
www.scmwood.com

SCM SPAREPARTS

Via Emilia, 61 - 47921 - Rimini - Italy
tel. +39 0541 674111
spareparts@scmgroup.com
www.scmwood.com



THE STRONGEST WOOD TECHNOLOGIES ARE IN OUR DNA

SCM. A HERITAGE OF SKILLS IN A UNIQUE BRAND

70 years of success gives SCM the centre stage in woodworking technology. This heritage results from bringing together the best know-how in machining and systems for wood-based manufacturing. SCM is present all over the world, brought to you by the widest distribution network in the industry.

70 years history

3 main production sites in Italy

300.000 square metres of production space

20.000 machines manufactured per year


90% export

20 foreign branches

400 agents and dealers

500 support technicians

500 registered patents



In SCM's DNA also strength and solidity of a great Group. The SCM Group is a world leader, manufacturing industrial equipment and components for machining the widest range of materials.

SCM GROUP, A HIGHLY SKILLED TEAM EXPERT IN INDUSTRIAL MACHINES AND COMPONENTS

INDUSTRIAL MACHINERY

Stand-alone machines, integrated systems and services dedicated to processing a wide range of materials.



WOODWORKING TECHNOLOGIES



TECHNOLOGIES FOR PROCESSING
COMPOSITE MATERIALS, ALUMINIUM,
PLASTIC, GLASS, STONE, METAL

INDUSTRIAL COMPONENTS

Technological components for the Group's machines and systems, for those of third-parties and the machinery industry.



SPINDLES AND
TECHNOLOGICAL
COMPONENTS



ELECTRIC PANELS



METALWORK



CAST IRON



SCM GROUP SPA - STEFANI

viale del lavoro 1/3 - 36016 Thiene (VI) - Italy
tel. +39 0445 359511
stefani@scmgroup.com
www.scmwood.com



00L0540204G