


Optimat BHP 200/6 CNC-Gantry Processing Center

Nesting Solutions



Optimat | profi line | power line



Optimat BHP 200/6

Working field:
3700 x 1880 x 100 mm

Highlights:

- The fastest and heaviest machine in its class
- The whole working field is reachable with all processing tools
- 500 m³/h vacuum pump on standard
- 9 kW HSK- routing spindle
- High-Speed drilling (1500-7500 RPM)
- Automatic spindle clamping system - patented
- 8-fold or 14-fold tool changer
- Sealed "long-life" linear guiding system



power control




- 15" TFT monitor ■ USB frontside bus
- CD-writer ■ Modem ■ Ergonomic hand terminal
- Position of the switch cabinet "freely selectable"

Example for processings



- nesting ■ parts and components ■ doors


Table version NB



Pictures may also show options




Stable Machine Frame



Absorbing any resonance and frame flexing - also under heaviest processings

Example of Configuration




V10: ■ 10 vertical drilling spindles
■ 9 kW HSK routing spindle
■ option: grooving saw (Ø 125 mm/90°)
■ option: horizontal drilling in X + Y

V18: ■ 18 vertical drilling spindles
■ 9 kW HSK routing spindle
■ option: grooving saw (Ø 125 mm/90°)
■ option: horizontal drilling in X + Y


V25: ■ 25 vertical drilling spindles
■ 9 kW HSK routing spindle
■ option: grooving saw (Ø 125 mm/90°)
■ option: horizontal drilling in X + Y

Tool pick-up station




Secure and fast feeding of the tool changer magazine

2 Z-axes



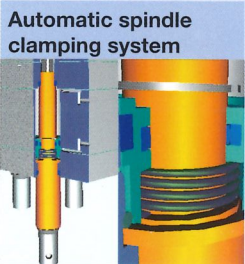
Efficient dust extraction - the dust extraction is separated to each working unit (router or drilling unit)

Gear Rack System




Ensures highest quality and high driving speed up to *100 m/min in X- and Y-direction
*option: PowerPack


Standards



Automatic spindle clamping system
Patented system for exact drilling depth at any time with different materials




Linear guiding system
Sealed "long-life" linear guiding system




woodWOP

- Modern software based on Windows®
- More than 10.000 installations worldwide



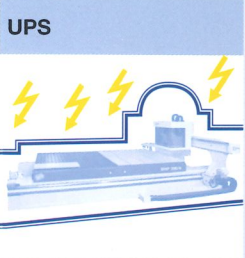
MCC

- Modern and simple control of main machine functions through soft keys
- Graphical loading
- Optimized space



3D CNC-Simulator


- Simulates the processing in the order it is stored in the NC-program
- Allows time calculation
- 3D presentation



UPS
Protects the computer against damages in case of mains interruption



Gantry style
For precise processings - especially for nesting of complete boards / workpieces




MDR

- Machine Data Recording - collecting and evaluating machine states via time meter and event meter


Options




Option: Tool changer
14-fold tool changer in X-direction riding along



Option: C-axis
0-360° - more flexible processing possibilities

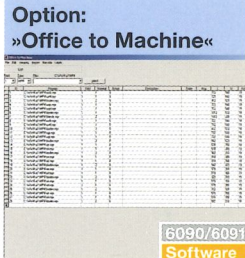


Option: O-Trix table
Different vacuum cups available



Option: woodDesign

- Simple 3D construction of furniture including a parts list output and export of cut plans




Option: »Office to Machine«


- Production list interface
- Interface software



Option: Feeding out device and air cushion function for O-Trix
For workpieces or coverboard inclusive extraction. It is possible to feed out in both directions.

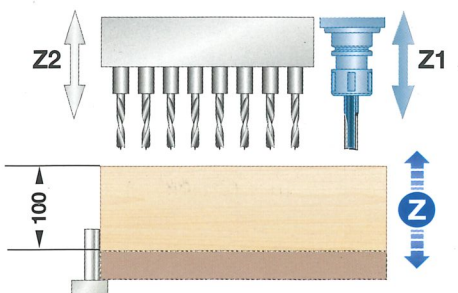
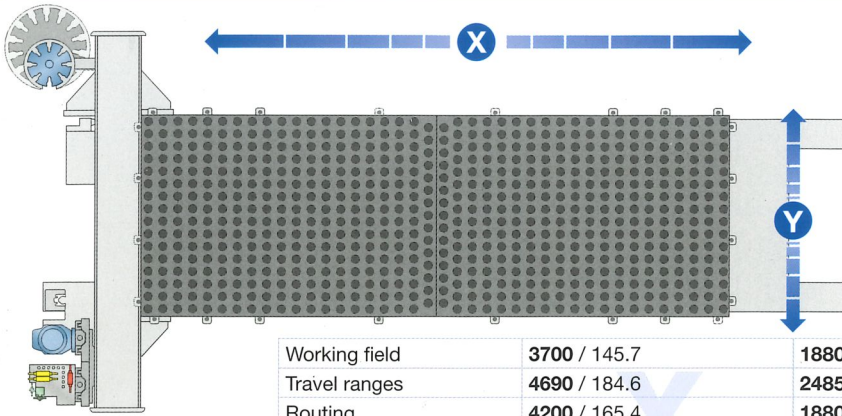


Option: matrix table
Different vacuum cups available



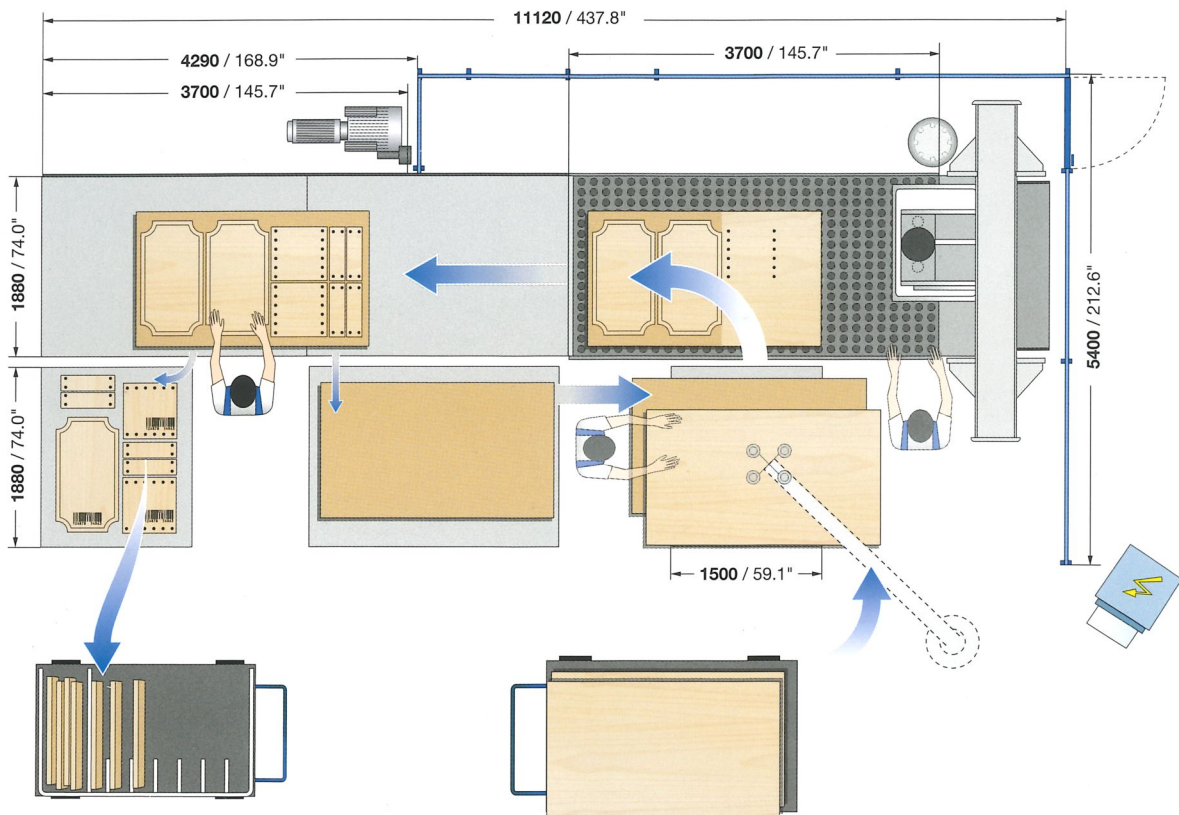
Option: woodNest

- Cutting and processing optimized in one program
- Generates complete woodWOP programs including all processing steps
- Cost reduction by material optimization

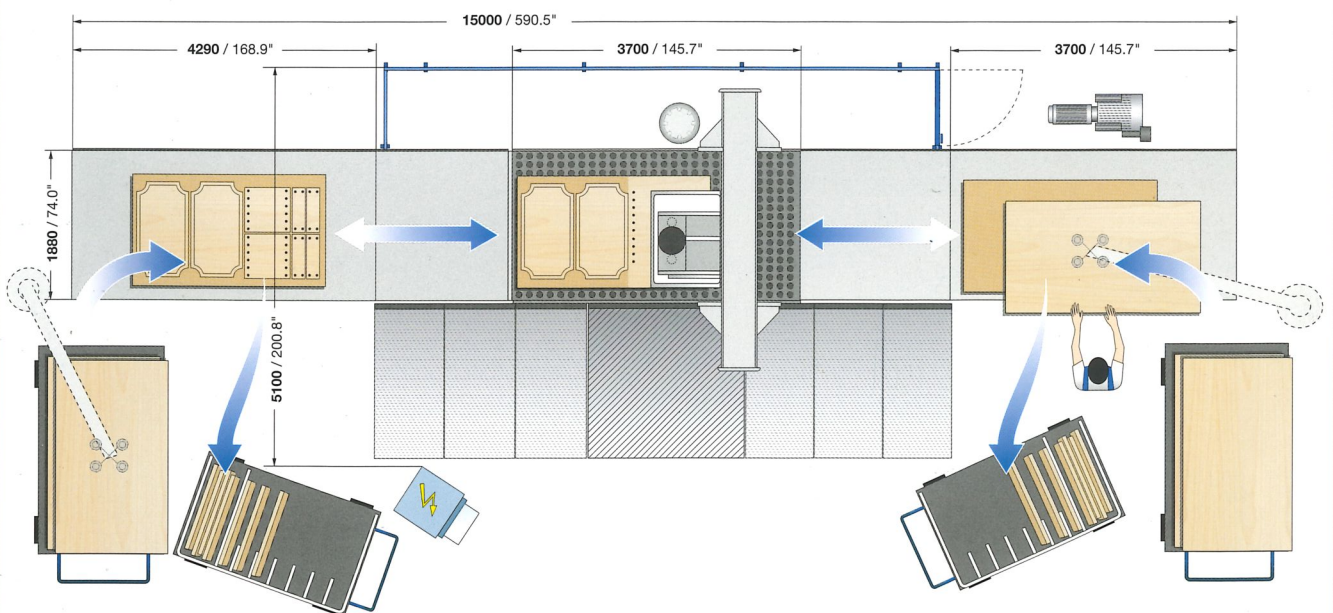


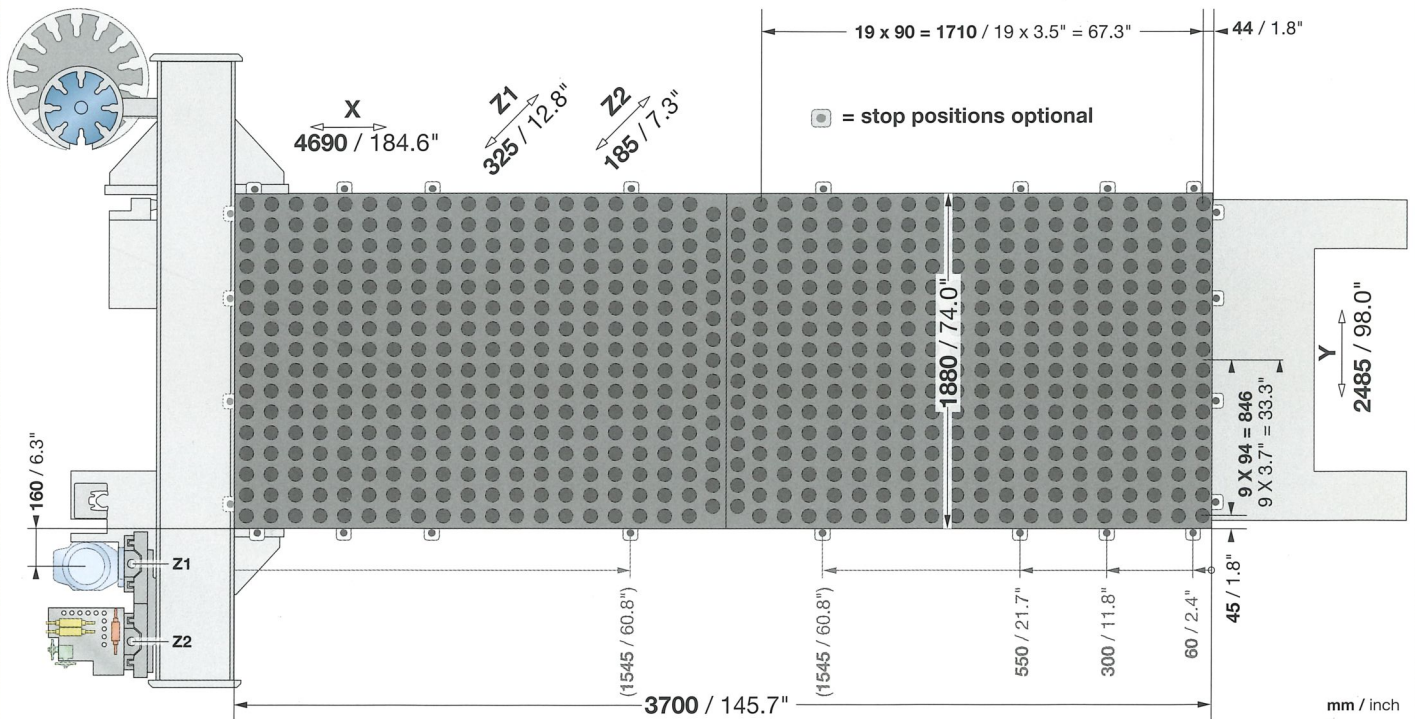
Working field	3700 / 145.7	1880 / 74.0	100 / 4.0
Travel ranges	4690 / 184.6	2485 / 97.8	Z1: 325 / 12.8 (Z2: 185 / 7.3)
Routing	4200 / 165.4	1880 / 74.0	100 / 4.0
Alternating operation	1700 / 67.0		
Two-field operation	1040 / 41.0		
		mm / inch	

Handling example 1:



Handling example 2:

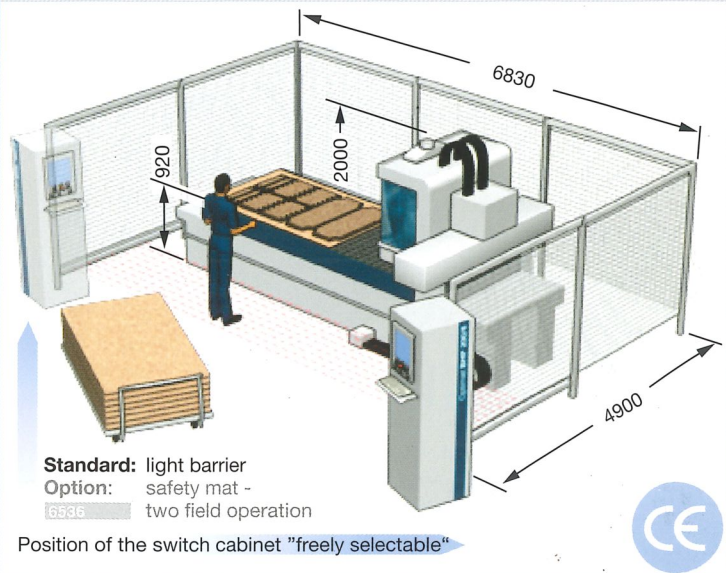




Contact us!



- Teleservice possibility via basic-modem-connection
- Competent spare parts service
- Weeke communication: up-to-date information at all times:
www.weeke.com
- Any questions, new ideas, criticism & praise to:
info@weeke.de



NOTE: Equipment as described in this brochure is subject to technical changes and further developments. Some photos show options which are not included in the standard machine configuration. Technical data refer to standard equipment and are not binding for the order.

TECHNICAL DATA

*Option: PowerPack

Travel range X - Y - Z-axis (Z1/Z2)	mm	4690 - 2485 - (325/185)
Rapid traverse speed X - Y - Z-axis	m/min	50 (100*) - 40 (100*) - 20
Compressed air connection	inch	R 1/2"
Compressed air required	bar	7
Dust extraction port	mm	Ø 200
Dust extraction volume	m ³ /h	min. 3170
Workpiece length X - Y - Z	mm	3700 - 1880 - 100
Electrical power - total connection load	kW	29,5
Total machine weight	kgs	appr. 5900



WEEKE Bohrsysteme GmbH

Benzstraße 10-16
 33442 HERZEBROCK-CLARHOLZ
 GERMANY
 Phone: +49 5245 445-0
 Fax: +49 5245 445-139
info@weeke.de - www.weeke.com