


Softforming machines KAL 310/E



Optimat | profi line | power line



Softforming: New materials, new scope, new perspectives

The new Optimat concept: An optimum cost-to-performance ratio and perfect design


With its new Optimat series, the Homag Group is setting a whole new standard in terms of performance, engineering, quality and price. And because there is more to manufacturing excellence than what lies "on the inside", particular importance was attached to an attractively designed "outside". In keeping with its striking and sophisticated new design, the Optimat machine series is the perfect embodiment of outstanding ergonomic engineering, functionality and aesthetic appeal – making the legendary Homag quality standard instantly recognizable.

Success in prospect for industry and interior fitters

The interesting new possibilities for creative edge design offered today, particularly in the form of softforming profiles, and the growing number of different materials available for furniture production mean ever new challenges for the furniture industry and interior fitters - while at the same time offering new opportunities. Increasing cost pressure necessitates extremely careful investment planning. That is why a modern, practically oriented machine for banding softforming and other edges is expected to perform efficiently and flexibly for every type of edging material. The development of the new Optimat KAL 310/E softforming machines addresses just this very demand.

Enormous edging variety

The softforming Optimat machines offer a truly impressive degree of flexibility. They process a wide variety of edging materials: Solid wood, coil or fixed length material, melamine, PVC, ABS or veneer edges. The profile shapes range from roof and drum profiles through to S or inlay profiles. And naturally with finish processing all-in!



*Inlay profile
top / bottom*



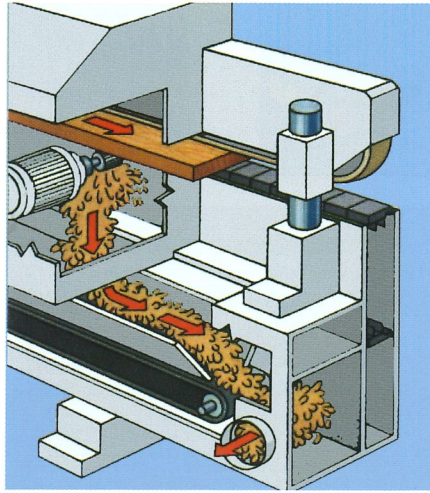
Automation

All Optimats can be fitted as an optional extra with automated sequences (almost) throughout. From automatic resetting of individual motors through to full automation with CAN axes and precision adjustment of units from the control panel.

Engineering excellence for excellent results

The modern, high-performance engineering concept of the Optimat series ensures top processing quality and outstanding operating convenience:


- Modern, low-maintenance machine elements
- Fast, precise resetting with a high degree of precision for reproducible results
- Maximum operating convenience is afforded by the machine and its processing units as well as the control system
- Workpiece-oriented program generation with graphic support for the machine operator



Energy-saving chip disposal via a conveyor belt to the central suction nozzle (optional)

Noise protection, chip and dust extraction

The noise protection system guarantees a noise level of below 90 dB (A) in accordance with DIN 45635, part 1653. The optimum chip disposal system of the Optimat KAL 310/E series guarantees minimal dust pollution lying well below the value of 2 mg per cubic metre prescribed by law. No additional dust measurements are necessary.



Roof profile

U-shaped inlay profile

S profile

L-shaped inlay profile

Drum profile


Machine type	Edge material			Workpiece size
	Edge profile	Fixed lengths	Coils	
Softforming Optimat KAL 310/E				<p>* With workpiece thickness 22/60 min 85/125"</p>
Dimensions in mm				

Standard basic equipment, wide scope for optional extras

The basic machine is fitted with a fixed selection of units. Using different options, it can be tailored to suit your own specific requirements.




Universal trimming unit for jointing trimming or profile trimming

With two swivel-mounted motors for synchronous and counter-rotation.




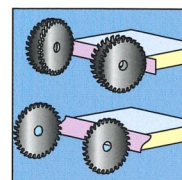
Hot melt glue application and edge magazine

For banding softforming and straight edges with Quickmelt hot melt glue unit. Magazine for fixed length and coil material with edge monitoring. Magazine height adjustment for optional edge regulation. Glue rollers continue to rotate on feed stop. We at Homag place particular emphasis on this type of detail.




Four-fold multiple-pressure zone G

With a set of pressure rollers for straight edges. Added to this are three further free spaces. The profile is changed by simply turning the pressure zone. And if still more profiles are required, the sets of rollers with the pre-adjusted profile rollers can be simply and quickly exchanged. Optional extras: Set of profile pressure rollers or profile pressure pads for soft-forming profiles



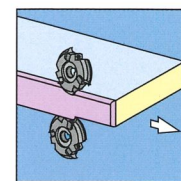
Snipping unit

For flush snipping of overhanging edges, manual resetting from chamfer to straight snipping cut. Optional extra: Pneumatic chamfer/straight cut adjustment



Rough trimming unit

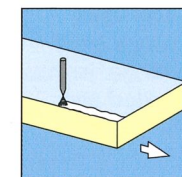
For the top and bottom edge overhang.



Trimming unit

For chamfer or radius trimming at the edges. Optional extras: Stepless or pneumatic trimming motor adjustment devices, trimming motor changeover device.

Optional extras for the sizing section:


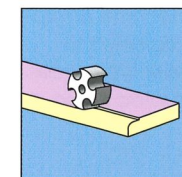


Separating agent spray applicator


The separating agent prevents unwanted adhesion of overlapping softforming edges coated with hot melt glue.

Prescoring and smoothing unit

To be accommodated in the free space in the machine's sizing section. Smooths the workpiece surface precisely to the edging thickness. Motor with lateral and top tracing. Diamond tools are used. Optional extras: Prescoring and smoothing unit top / bottom, diamond scoring saw and diamond smoothing trimmer.



Inlay profiles

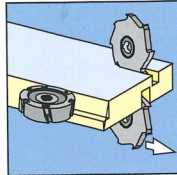



Maximum scope for individual finish processing




In addition to the basic machine equipment, you can choose precisely the units you need for your specific processing requirements from a wide selec-

tion of available options. The units depicted here represent only a small selection of the available range, which is being continuously extended and




updated. Let us advise you on how to address your specific needs and requirements.




Universal trimming unit UF 11
For grooving, rebating and profiling with swivel-action and controlled motor.

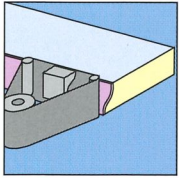


Profile trimming unit FF 12
For all-round finish trimming of workpieces, also those with postforming and softforming profiles.



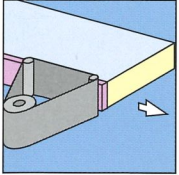
Alternatively
Profile trimming unit FK 11/FK 13
For processing edge overhang, as well as leading and trailing edges.
Options: Chamfer / radius adjustment with stepless axis or manually.





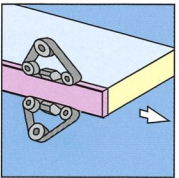
**Profile sanding unit
PS 10/PS 20**

For sanding profiles and straight edges.
PS 20 uses the dual-pad technique.



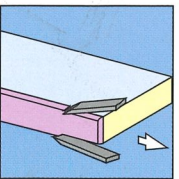
Belt sanding unit KS 10

For sanding straight veneer and solid edges.





**Chamfer/radius sanding unit
PS 41/PS 42**

For sanding chamfers and radii above and below on veneer and solid wood edges.



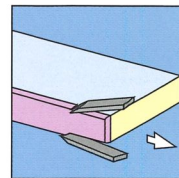

Profile scraping unit

For chamfering or rounding trimmed PVC edges.



**Multi scraping device
MN 20/MN 21**

For chamfering or rounding up to three different trimmed PVC edges





Finish processing FA 10

Comprising a glue joint scraping device for disposal of glue residues above and below on PVC edges.

Finish processing FA 11

Comprising a glue joint scraping device, cleaning agent application and buffing for disposal of glue residues on PVC edges.



Buffing unit above and below with oscillation

To smooth off edges utilizing the entire disk width.

The control system

User-friendly, fast, reliable

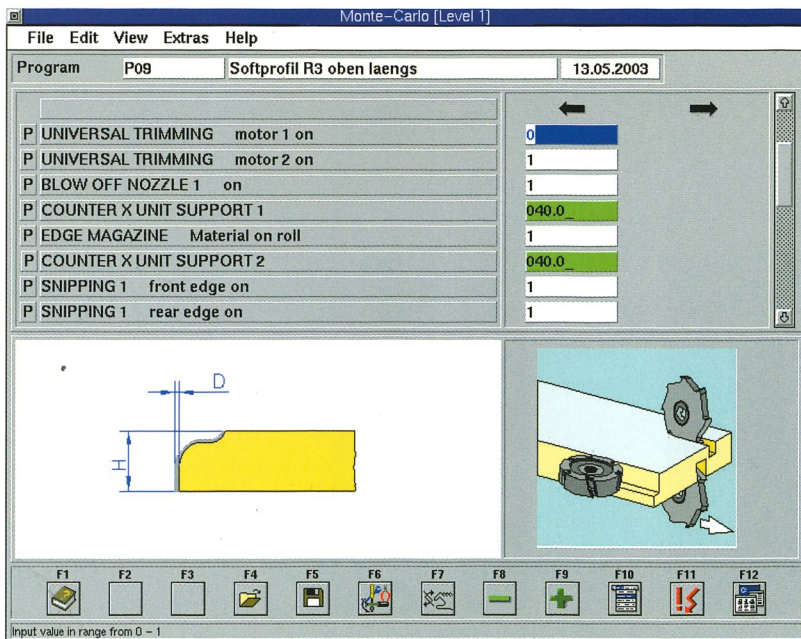
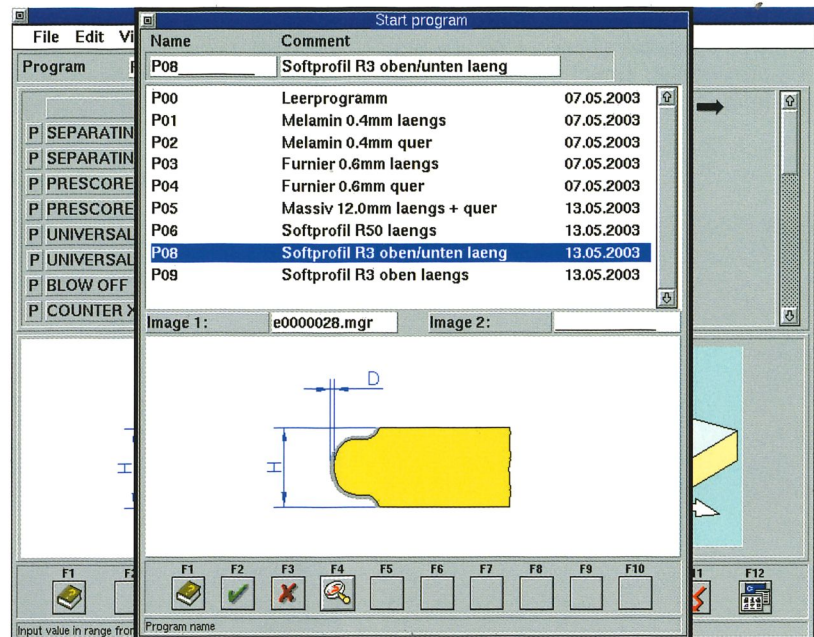
Homag control systems do their job with absolute reliability and apparent ease, using familiar Windows technology to provide maximum user convenience and simplicity.

Your added bonus in terms of reliability

Homag control systems offer absolute operating reliability through and through - under the toughest of conditions. Even where exposed to high levels of dust and heat, you may rest easy in the assurance that your Optimat will not let you down.

Plain text tells it how it is

Both the selection of programs and parameter entries can be read directly in the display text.



Troubleshooting diagnostics included

Direct indication of error messages at the monitor allows operators to respond quickly and so minimize downtimes. Any error messages are logged and can be diagnosed, for example, by remote servicing.



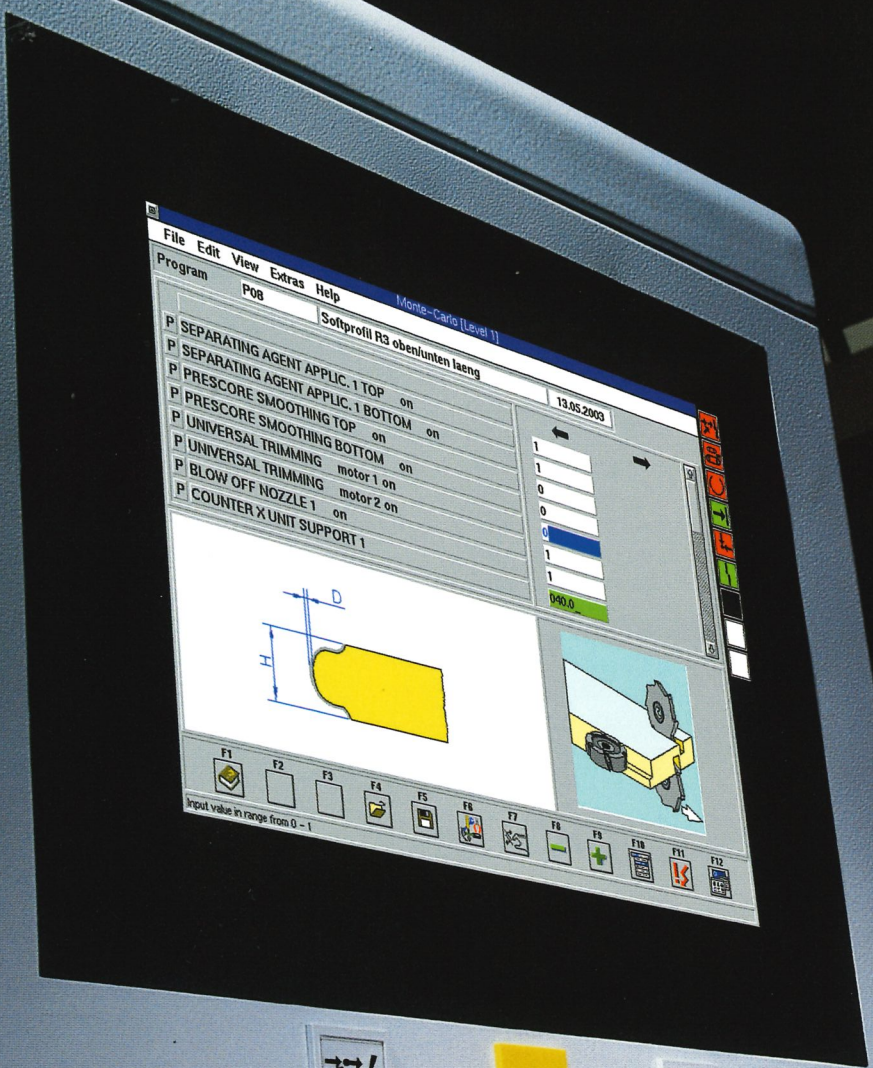
New from Homag

The operator prompting system is now provided as a standard feature. Manual adjustments are managed by the control system and indicated directly with the resetting process in the display.

Simple, convenient operation

The control system is extremely simple to program and operate, setting whole new standards in user convenience. It comes with a flat colour screen and a dustproof PC keyboard for data input. Every input is assisted by graphic support to indicate the meaning of each input box. Every entered value is also immediately plausibility checked, practically eliminating the possibility of input errors.

HOMAG



It pays to be a Homag customer



Homag is everywhere

A well-developed servicing, sales and dealer network means even greater proximity, rapid response and improved customer support – all over the world.

Practically-oriented training

Although Homag products are designed for outstanding operating simplicity, thorough training does help cut down on commissioning times, reduces scrap from trial and error, helps develop the skills of the operator and generally improves efficiency.

With this aim in mind, customer training courses are held in a number of languages in our own training centre.

Careful maintenance

Scheduled, correctly performed maintenance helps reduce costs and increase the productivity and service life of plant and machinery.

Identical parts, simple handling

A large number of the parts, control elements and assemblies used in Homag Group plants and machines are identical. The wide-ranging benefits of this policy include simplified operation, lower costs, streamlining of spare parts management and also faster maintenance and servicing - to name only a few.

Remote diagnosis worldwide

All NC machines are fitted in the factory with a modem to allow remote diagnosis anywhere around the globe. A search for possible faults is performed from the Homag Service Centre. Once localized, they are narrowed and often already solved over the phone.

Specifications KAL 310/E

Machine models	Optimat	Optimat	Optimat	Optimat	Optimat
	KAL 310/8/E12	KAL 310/9/E12	KAL 310/10/E12	KAL 310/11/E12	KAL 310/12/E12
Overall length mm	9.295	10.045	10.860	11.610	12.360

Machine dimensions

- Overall length mm _____ see table above
- Noise protection covers
- Overall width closed/open _____ 910/1.540 mm
- Overall height closed/open _____ 1.740/2.280 mm
- Working height _____ 950 mm

Processing dimensions

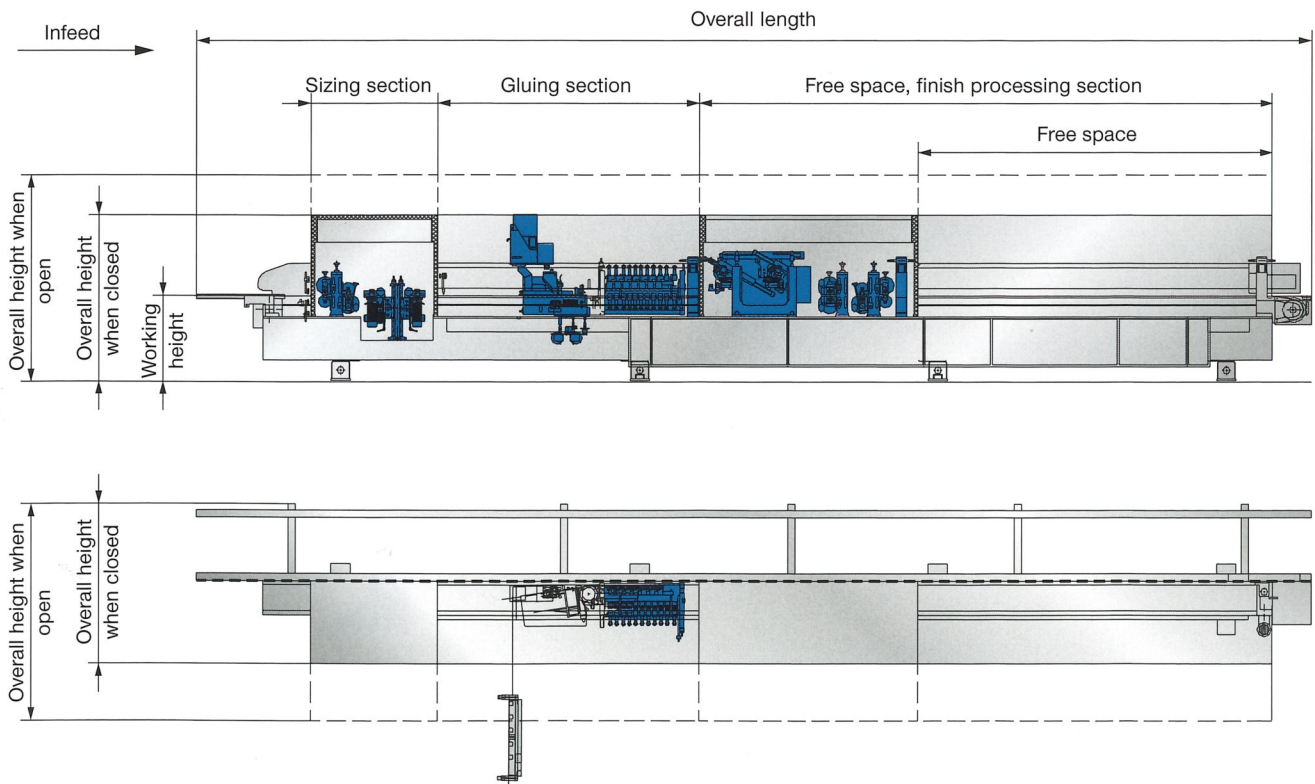
- Workpiece width
with workpiece thickness 22 mm _____ min. _____ 85 mm
with workpiece thickness 60 mm _____ min. _____ 125 mm
- Workpiece thickness _____ min. _____ 12 mm
_____ max. _____ 60 mm
- Edge thickness, fixed lengths _____ max. 0,4 - 12,0 mm
- Edge thickness, coils _____ max. 0,3 - 3,0 mm
- Profile depth, above _____ max. _____ 20 mm
- Profile depth, below _____ max. _____ 15 mm
- Workpiece overhang, fixed (optionally adjustable) _____ 50 mm

Connected loads

- Operating voltage _____ 400 V
- Control voltage _____ 24 V
- Frequency _____ 50/60 Hz
- Static converter _____ integrated
- Switch cabinet _____ mounted
- Total connected electrical load kW _____ depending on equipment
- Total extraction output m³/h _____ depending on equipment
- Chip conveyor belt _____ Optional
- Air flow rate _____ 28 m/sec.
- Compressed air consumption _____ depending on equipment NI/min
- Compressed air port _____ R1/2" female thread, supply line R1"
- Pressure loss _____ appr. 200 mm/WG

Miscellaneous

- Feed rate, fixed (optionally controllable _____ 12 - 24 m/min.
- Machine weight appr. kg _____ depending on machine model





A member of the Homag Gruppe



Homag Holzbearbeitungssysteme AG

Homagstraße 3-5
72296 SCHOPFLOCH
GERMANY

Tel.: +49 (74 43) 13-0

Fax: +49 (74 43) 13 23 00

E-Mail: info@homag.de

Internet: www.homag.com

