

Sawing, drilling, routing.

HE HOMAG

Our panel dividing saws
SAWTEQ B-300 multiTec

YOUR SOLUTION





SAWTEQ B-300 multiTec – the efficient solution for builders of facades and partition walls

The SAWTEQ B-300 multiTec panel dividing saw completes three fully automated processing steps in a single pass: sawing, drilling and routing. What is the advantage? This allows you to produce complete and ready-to-assemble elements with a high level of precision on just one machine – without having to change station. That makes the SAWTEQ B-300 multiTec the efficient solution for builders of facades and partition walls.

YOUR SOLUTION

MORE AT HOMAG.COM



SAWTEQ B-300
multiTec

CONTENTS

- 06 Technology
- 08 Savings potential
- 10 Features
- 14 Software
- 16 Technical data
- 18 Service



“It’s as if the SAWTEQ B-300 multiTec was tailor-made for facade construction thanks to its versatility and rapid processing capabilities, whether it be fiber-cement, wood, aluminum composite or HPL panels.”

Walter Leopold, owner of Holzbau Leopold GmbH & Co. KG

multiTec technology – intelligence and precision working together

The whole is more than just the sum of its parts – this is the motto under which the HOMAG saw professionals developed a 3-in-1 solution that is technically unique: the SAWTEQ B-300 multiTec. Here are its main features at a glance.




The SAWTEQ B-300 multiTec

The SAWTEQ B-300 multiTec automatically takes on cutting unprocessed panels. A program fence with clamps positions the material at the cutting line. It is held there by the pressure beam while it is precisely cut.


The highlights

- Fully automated sawing, drilling, and routing
- Precisely manufactured, ready-to-assemble elements
- Faster production due to significantly reduced processing times, as processing on a CNC machine is not necessary
- Any dust generated does not settle on the panel
- Software-controlled with numerous add-on options such as cutting pattern optimization using our Cut Rite software, or CADmatic functions such as “material-dependent parameters” for automatic adjustment of the saw to the respective panel material
- Suitable for almost all wood-based and plastic panel materials, as well as for plasterboard and composite panels
- Work is more ergonomic and precise than when processing with circular saws or vertical saws
- Due to the elimination of current conventional handling processes, the risk of damage is significantly reduced



Separate aligning and holding-down system

The program fence with clamps grips the panel to be processed and positions it over the multiTec unit for drilling or routing. There it is fixed in position by a special aligning and holding-down system with integrated dust extraction before being processed from below.



The drilling and routing unit

The innovative multiTec drilling and routing unit is integrated into the rear machine table of the saw below the table level. The drilling unit has nine drilling spindles. You can use drill diameters between 2 and 35 mm. There is also a routing unit. The saw uses the cutting pattern to automatically determine which unit is to be used.

“The SAWTEQ B-300 multiTec is a saw that can drill and rout in one single pass, saving time and money. We have developed the SAWTEQ B-300 multiTec for builders of facades and partition walls and for anyone who needs to drill accurate and clean holes in a panel. Thanks to the SAWTEQ B-300 multiTec, these customers now no longer have to use additional CNC machining. There is also no need for subsequent processing on the construction site.”

Christian Galambos, software engineer at HOMAG

SAWTEQ B-300 multiTec – saves effort, time and costs along the entire line

With multiTec, you can produce ready-to-assemble elements in a single pass. You do not need to change machine, avoiding repeated handling of the panels, nor do you need to carry out error-prone drilling work on the construction site.

WITHOUT MULTITEC: VERSION 1



- Unprocessed parts stack**
- Cutting on the saw**
- Destacking to a pallet**
Parts must be labeled here to ensure that work steps are clear for the CNC.
- Drilling / routing on CNC**
- Destacking to a pallet**
- Transport parts to construction site**

WITHOUT MULTITEC: VERSION 2

Disadvantages: handling (risk of damage), cleaning of parts etc.



- Unprocessed parts stack**
- Drilling / routing on CNC**
- Destacking to a pallet**
- Transport parts to construction site**

WITH MULTITEC



- Unprocessed parts stack**
- Cutting on the saw**
With drilling and routing
- Destacking to a pallet**
Parts labeling if desired
- Transport parts to construction site**

“Drilling on the saw is up to 60% cheaper than conventional drilling. In addition, the SAWTEQ B-300 multiTec is already significantly cheaper to purchase than, for example, the alternative metal processing machines required.”

Walter Leopold, owner of Holzbau Leopold GmbH & Co. KG

Mr. Leopold, why did you opt for the SAWTEQ B-300 multiTec?

“I had heard of the manufacturer but had no experience of its products. What particularly impressed me about the SAWTEQ B-300 multiTec was its high processing speed. Another great advantage is the minimal amount of dust produced – this is partly due to the powerful extraction system, but also because the holes are drilled from below meaning that hardly any dust remains on the panel.”

What materials do you process with the saw?

“80 percent of our work with the SAWTEQ B-300 multiTec is for processing facades and 20 percent of its use is for timber work. When building facades, we process a wide range of materials. For example, we use fiber-cement and HPL panels made of plastic laminate, as well as aluminum composite panels, and of course all the usual wood-based materials. Our multiTec masters this diversity effortlessly.”

What does it cost to drill a hole?

“Production costs for a manually drilled hole are approximately EUR 1.10 to 1.20. Now multiTec does the drilling fully automatically, thus halving our costs per hole. They are now only about 60 cents. There are also other important advantages, one being that I no longer need to clean the surfaces of the processed parts, simply because they leave the machine clean. We used to drill holes on the building site – now the panels go out ready for assembly. This speeds up the assembly process and means that production and assembly aren't at the mercy of the weather.”



State-of-the-art features

Horizontal panel dividing saws from HOMAG are the epitome of state-of-the-art technology for cutting. You can see some of the highlights here. Further information is available in the SAWTEQ B-300 brochure as well as in our current handling and software brochures.

“With the SAWTEQ B-300 multiTec you get innovative technology in an all-in-one solution. In addition to state-of-the-art drilling and routing technology, it offers almost all the optional features of the tried-and-tested SAWTEQ B-300. This means you can customize your saw from A to Z as required.”

Matthias Rentschler, Product Manager for HOMAG Business Unit Panel Dividing



dustEx*

The machine table is equipped with innovative dustEx combination air jets that guide dust and chips directly to the extraction system at the right-angled fence.



Cutting gap closers*

Open and close automatically during the machine cycle, preventing narrow strips or trimmings from getting caught in the cutting line.




Dust-trap curtain on both sides*

- Protects operators from dust
- Improves extraction
- Ideal for dust cuts
- Attached to the front and rear of the pressure beam. Dust trap curtain only at the rear when combined with the label printer at the pressure beam





Program-activated clamps*

Protects panel materials with sensitive or overhanging edges and reliably prevents damage.



Plasterboard package*

With the plasterboard package, even the most demanding of plaster materials can be processed smoothly and accurately.



Manual angle cuts*

The angle cut device allows you to control angle cuts using the CADmatic control software.

[MORE AT HOMAG.COM](http://www.homag.com)



dustEx



Cutting gap closers

[MORE AT HOMAG.COM](http://www.homag.com)



Manual angle cut


Leading technologies for smooth processes

From automatic feeding solutions to the patented side pressure device for short cycle times and fully automated labeling: with the SAWTEQ B-300 multiTec, you will benefit from numerous HOMAG technologies to improve efficiency and ensure smooth processes.




HOMAG patent: central side pressure device

- Integrated directly in the saw carriage – shortens cycle times by up to 25% in comparison with conventional systems
- Infinitely variable adjustment of contact pressure – depending on panel thickness. This allows even thin panels, laminates or sensitive materials to be processed perfectly. Another key feature is the new control system for contact pressure, which is dependent on the book height: the higher the book, the greater the pressure



Anodized aluminum machine bed plates*

The special coating ensures exceptionally gentle material handling. Ideal for materials with highly sensitive surfaces.



Tiltable air cushion table*

- Prevents thin materials from sagging
- Increases the work surface
- Primarily for large panels
- Folds down for easy access to the cutting line

Illustrations may show the technical principle but not the precise machine variant described. Further optional features, for example, may be shown.

* available as an option



Additional start-stop button*

Allows the program sequence to be started independently of the operator control panel. Equipped with an emergency stop button.

Manual or fully automated labeling*

Effective part identification ensures smooth processes. The manual label printer (not shown) allows you to print customized labels directly at the saw and design them to include bar codes, text and graphics if required. If you also use our Cut Rite optimization software, the material goes directly to the next process step with printed instructions. In this way, you can integrate the saw perfectly in your production flow.

The fully automated labeler near the pressure beam (image), and therefore in your field of vision, goes one step further. Here, the finished parts/books are automatically labeled. It makes no difference whether you feed the panels from the front or the rear. If desired, the position of the label can be individually controlled.

- Suitable for panels, offcuts and finished parts
- Gives precise details of the destacking location
- Gives precise instructions for further processing
- Saves time
- Minimizes errors
- Guides the operator



Kerfing and turbo-grooving*

These options save you an entire production step in subsequent processing. This is because your saw will also groove the panel material. The turbo-grooving option completes the grooves even much faster than a processing center.

Automatic feeding*

HOMAG offers various feeding solutions from a simple gantry to complex storage control connections, providing the optimum solution for everyone.

- Storage, feed system and saw are perfectly tailored to each other
- Ergonomic handling – even with just one machine operator
- Easy to use

Learn more about automatic feeding in the “Handling” brochure.

MORE AT HOMAG.COM



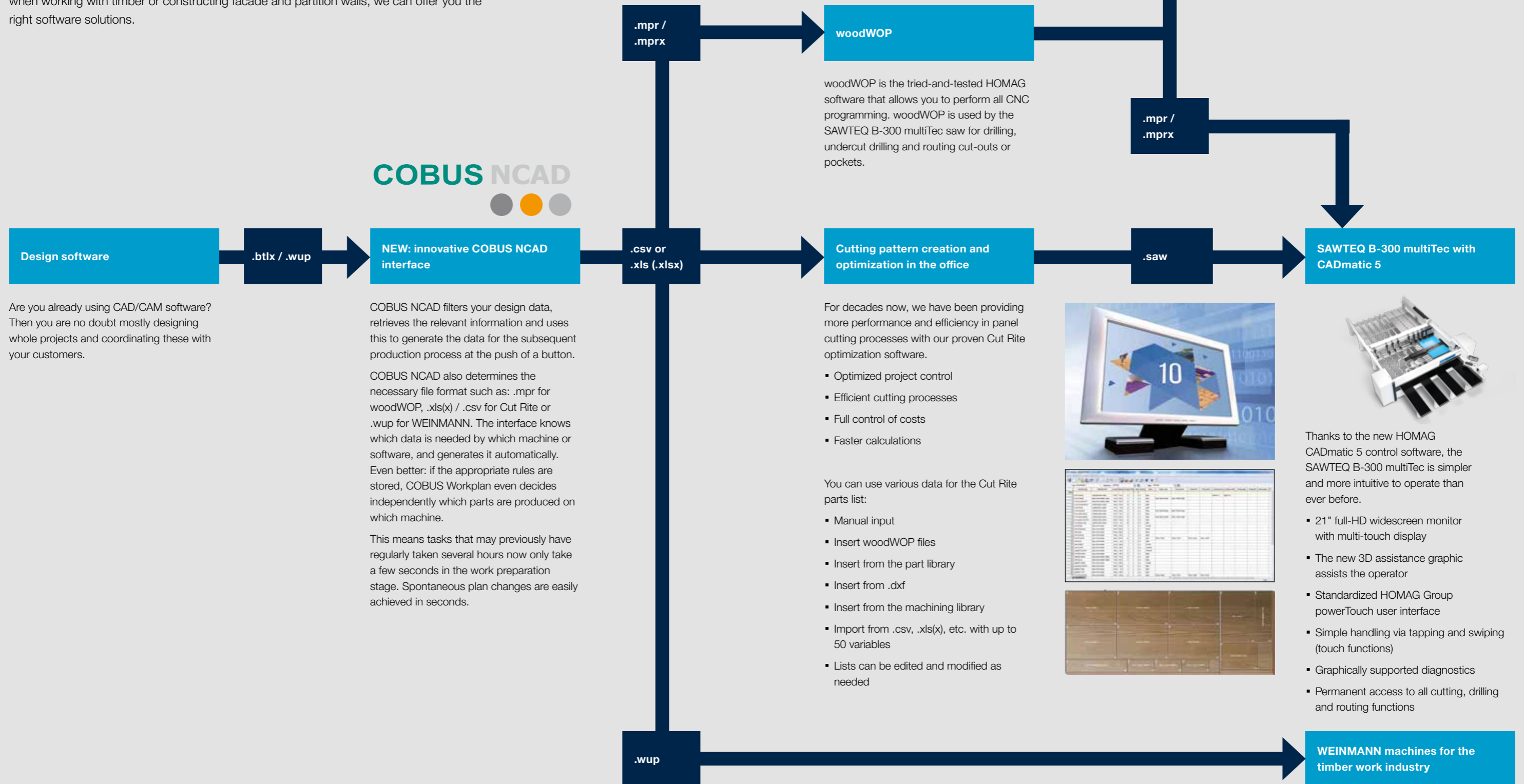
Fully automatic labeling



Kerfing

The software makes the difference

Digitalization and networking open up the possibility for enormous saving potentials and can massively improve efficiency during production. To allow you to benefit from this when working with timber or constructing facade and partition walls, we can offer you the right software solutions.



Are you already using CAD/CAM software? Then you are no doubt mostly designing whole projects and coordinating these with your customers.



NEW: innovative COBUS NCAD interface

COBUS NCAD filters your design data, retrieves the relevant information and uses this to generate the data for the subsequent production process at the push of a button.

COBUS NCAD also determines the necessary file format such as: .mpr for woodWOP, .xls(x) / .csv for Cut Rite or .wup for WEINMANN. The interface knows which data is needed by which machine or software, and generates it automatically. Even better: if the appropriate rules are stored, COBUS Workplan even decides independently which parts are produced on which machine.

This means tasks that may previously have regularly taken several hours now only take a few seconds in the work preparation stage. Spontaneous plan changes are easily achieved in seconds.

woodWOP

woodWOP is the tried-and-tested HOMAG software that allows you to perform all CNC programming. woodWOP is used by the SAWTEQ B-300 multiTec saw for drilling, undercut drilling and routing cut-outs or pockets.

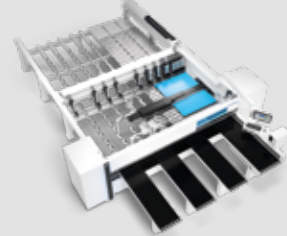
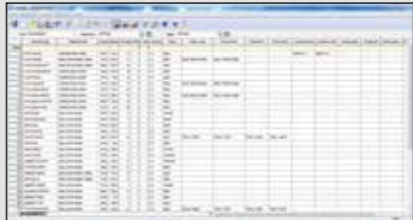
Cutting pattern creation and optimization in the office

For decades now, we have been providing more performance and efficiency in panel cutting processes with our proven Cut Rite optimization software.

- Optimized project control
- Efficient cutting processes
- Full control of costs
- Faster calculations

You can use various data for the Cut Rite parts list:

- Manual input
- Insert woodWOP files
- Insert from the part library
- Insert from .dxf
- Insert from the machining library
- Import from .csv, .xls(x), etc. with up to 50 variables
- Lists can be edited and modified as needed



Thanks to the new HOMAG CADmatic 5 control software, the SAWTEQ B-300 multiTec is simpler and more intuitive to operate than ever before.

- 21" full-HD widescreen monitor with multi-touch display
- The new 3D assistance graphic assists the operator
- Standardized HOMAG Group powerTouch user interface
- Simple handling via tapping and swiping (touch functions)
- Graphically supported diagnostics
- Permanent access to all cutting, drilling and routing functions

WEINMANN machines for the timber work industry

An overview of the SAWTEQ B-300 multiTec

Size, performance, features: here you can find the most important technical data for the SAWTEQ B-300 multiTec at a glance. Want to find out more? Then just ask your HOMAG sales advisor. They will be pleased to give you more details.

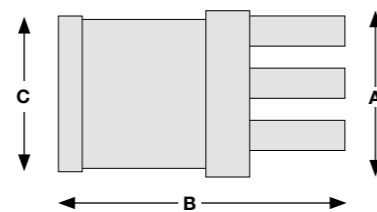
TECHNICAL DATA*	
Saw blade projection (mm)	80 (optional: 95)
Cutting length (mm)	4,300/5,600
Program fence speed (m/min)	up to 90**
Saw carriage feed speed (m/min)	up to 130 (optional: 150)
Main saw motor (kW)	50 Hz: 11 (optional: 18 or 24) 60 Hz: 11 (optional: 21 or 28)
Scoring saw motor (kW)	1.5 (optional: 2.2)
Average total air requirement (NI/min)	140
Required compressed air supply (bar)	6
Extraction system (m ³ /h)	4,400 for the 4,300 cutting length (30-32 m/sec) 6,000 for the 5,600 cutting length (30-32 m/sec)
Working height (mm)	920
Air cushion tables (mm)	4/5 x 2,160

* Values relate to the standard version


** Forwards 25 m/min

*** Dim. A: incl. 64 mm for extraction connection, dim. C: standard program fence width

MACHINE DIMENSIONS***			
B-300 multiTec	A (mm)	B (mm)	C (mm)
B-300/43/59	6,514	9,417	4,786
B-300/56/72	7,864	10,757	6,136



TECHNICAL DATA FOR THE DRILLING UNIT	
Travel speed X axis (m/min)	45
Travel speed Z axis (m/min)	20
Number of vertical drilling spindles	9: 3 in the cutting direction, 5 in the program fence direction, 1 corner spindle
Drilling spindle spacing (mm)	32
Drill diameter (mm)	max. 35, min. 2
Panel thickness for drilling (drilling depth is tool-dependent) (mm)	max. 40, min. 6
Book height for drilling (mm)	max. 30, min. 12
Strip width (mm)	max. 1,600; min. 100





HOMAG LifeCycleService

Optimal service and individual consultations are included in the purchase of our machines. We provide support through service innovations and products that are tailored exactly to your company's requirements. With short response times and

fast customer solutions, we can guarantee excellent availability and cost-effective production for the entire life cycle of your machine.



HOMAG Finance – tailor-made financial solutions

- We offer you tailored financing proposals for your machinery or plants. Our financial advice goes hand in hand with our expertise relating to technical questions. Your personal contact person will take care of the whole process
- The benefits for you: you can invest in new technologies without delay, while remaining financially flexible

1,200

service employees worldwide

> 90%

fewer on-site visits due to successful remote diagnostics

5,000

customer training sessions per year

> 150,000

machines electronically documented in 28 languages in eParts



Remote service

- Hotline support for the control system, mechanics, and process technology from our remote service specialists. This results in around 90% fewer on-site service visits!
- Mobile applications such as ServiceBoard reduce costs by providing fast assistance in the event of malfunctions via mobile live video diagnostics, online service messages and eParts, the online spare parts shop



Spare part service

- Identify, request and order spare parts 24/7 via www.eParts.de
- Parts available locally worldwide through sales and service companies, as well as sales and service partners
- Reduction in downtimes due to specific replacement part and wear part kits




Modernization

- Keep your machine pool up to date and increase both the productivity and product quality. Meet future product requirements today!
- We provide support through upgrades, modernizations, and individual consultations and development



Training

- Thanks to training that is precisely tailored to your needs, your machine operators can operate and maintain HOMAG machines as efficiently as possible
- You will also receive customer-specific training material with tried-and-tested exercises



Software

- Telephone support and advice from Software Support
- Digitization of your sample parts using 3D scanning saves time and money in comparison with reprogramming
- Retrospective networking of your machine fleet with intelligent software solutions from design through to production



Field service

- Increased machine availability and product quality thanks to certified service personnel
- Regular checks through maintenance / inspection ensure that your products are of the highest quality
- Minimized downtimes in the event of unforeseeable malfunctions due to the high availability of our technicians

HOMAG Group AG

info@homag.com
www.homag.com



YOUR SOLUTION