

Gang Rip Saw



GRS-300A

The fast way to gain superior straight accuracy for gang rip sawing from HOLYTEK. The quality-built GRS-300A delivers unparalleled accuracy, stability and rigidity. Capable of ripping short pieces of wood to 230mm of length. Powerful 30HP motor drive (or optional 50HP), comprehensive CE safety guards ...and many more fine features.

HOLYTEK


Gang Rip Saw



GRS-300A



GRS-300A/CE



CONTROL PANEL & PNEUMATIC PRESSURE ROLLER

Big, stand control panel allows for easy adjustment. "CE" standard electricity available. Individual pneumatic adjustment gauge for different position of pressure roller let the machine feeding more smoothly.




PNEUMATIC BRAKE FOR SAW SPINDLE

Pneumatic brake system for "CE" regulation machine it's really safety & accuracy of your demand.



FEEDING & SPINDLE MECHANISM

- The feeding variable speed is controlled by Frequency Inverter and adjustments are easily setup. Also, speed stops with the 'stop' switch.
- The optional sleeve-type saw spindle comes with a telescopic sawing blade kit for easy and handy replacement that can improve working efficiency.
- Feeding roller can be changed to a rubber roller and the bottom roller changed to flat roller, too. Especially ideal for MDF, paper or veneer, PVC lamination on the top of the and board cutting without damage to the surface of board.




CUTTING THICKNESS SIZING & BLADE INDICATOR

When changing different diameters of saw blade you should change the right side of "blade indicator" to match different sizes of blade to assure the limit cutting thickness and saw blade will no touch the feeding roller.




THREE ANTI-KICKBACK DEVICES

- The machine is fitted with three anti-kickback devices, two sets at the top and one set at the bottom, which provide maximum safety for the operator.




EFFICIENT FEEDING MECHANISM

- 6 upper feed rollers, combined with 4 powered table rollers provide extremely powerful feeding performance.
- Powered elevation for upper feed rollers.
- Allows min. working length of 230 mm.
- Optional: Individual spindle bushing.



CARDAN SHAFT DRIVE

- The upper and bed feed rollers are transmitted by cardan shaft for extremely powerful and accurate feeding effect.
- The elevation limit of upper feed rollers are controlled by limit switch.



PNEUMATIC CONTROL PRESSURE ROLLER GAUGE

The gauge attached to the top of the saw spindle allows the user to reach the working positioning rapidly and accurately to help save working time, no matter what type of sawing blade is used.



GUIDE FENCE SYSTEM

The guiding adjuster comes with a gauge indicating accurate cutting size of the wood, allowing easy and rapid operation for minimum waste. The machine is equipped with an additional roller and a side pressure roller. The roller allows time and effort-saving operation, while the side pressure roller keeps the wood tightly against the guiding plate for accurate work.

A quality proven gang rip saw enables high productivity plus precision ripping.

- Excellent for ripping wood panels, furniture board, building material, decoration material, acrylic board and light metallic board, etc.
- Saw spindle beneath table facilitates dust handling.
- Precise spindle provides high accuracy operation.
- 2-step pressure control for feed rollers.
- The machine frame is manufactured from FC-30 cast iron for maximum rigidity and stability.
- Variable feed speeds suit all types of wood material, max. feeding speed to 34m/min.
- The spindle elevation is driven by an independent motor for convenient adjustment of spindle.
- Max. cutting thickness to 125 mm.

SPECIFICATIONS

MODEL	GRS-300A	GRS-300A/CE
Maximum working width & thickness	300 x 125 mm	300 x 125 mm
Maximum saw dia.	Ø405 mm	Ø405 mm
Spindle dia. / Key groove	Ø70 / 10 mm	Ø70 / 10 mm
Variable feeding speed	6-34 m/min	6-34 m/min
Spindle speed	3600 rpm	3600 rpm
Minimum working length	230 mm	230 mm
Spindle motor	30 (40,50) HP	30 (40,50) HP
Feeding motor	3 (5) HP	3 HP (Frequency Inverter control)
Elevation motor	1/4 HP	1/4 HP
Spindle hoist motor	1/4 HP	1/4 HP
N.W./G.W.	1300/1500 kgs	2000/2200 kgs
Machine dimensions	2250 x 1250 x 1500 mm	2600 x 1450 x 1700 mm
Packing dimensions (LxWxH)	2350 x 1350 x 1650 mm	2700 x 1500 x 1850 mm

- All specifications, dimensions and design characteristics shown in this catalogue are subject to change without notice.

HOLYTEK HOLYTEK INDUSTRIAL CORP.

9F-I, NO. 400, SEC. I, CHANG PING RD., TAICHUNG, TAIWAN, R.O.C.

TEL: 886-4-2245-2818 (REP.) FAX: 886-4-2243-6928

E-mail: holytek@ms13.hinet.net

<http://www.holytek.com.tw>