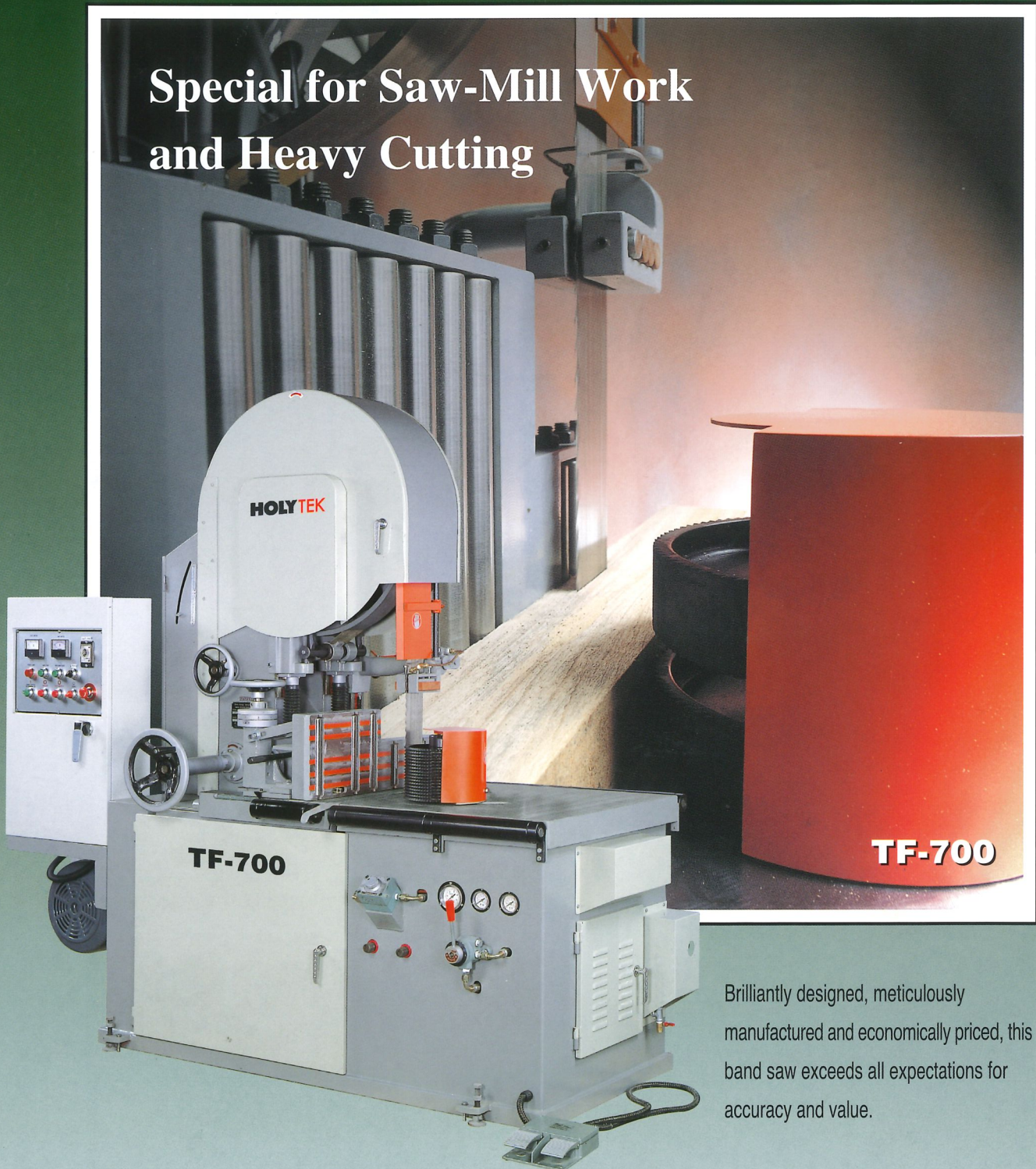


Band Resaw

Special for Saw-Mill Work
and Heavy Cutting



Brilliantly designed, meticulously
manufactured and economically priced, this
band saw exceeds all expectations for
accuracy and value.

HOLYTEK

Band Resaws from HOLYTEK provide your operations with the highest precision and capacity for a range of stocks.

Outstanding engineering and design delivers superior performance. Faster and more accurate cutting brings more value to your production. HOLYTEK Band Resaws can cut extremely thin as well high thickness materials. Powered elevation of the upper wheel, convenient blade replacement and ease of operation make these units a welcome addition to any production system.


TF-700 / TF-900 Automatic system

- **Hydraulically driven feed rollers (Variable speed)**
- **Feed rollers driven by a combination pneumatic and hydraulic system.**
- **Automatic sawblade cooling system.**




Two feed rollers features (optional)

- Accessories that can reduce labor requirements.
- With the use of a back feed roller, it can cut straighter lumber products.




- Power feeders are combined with automatic clamping and unclamping by air and hydraulics.
- The feed speed can be infinitely adjusted.
- Emergency stop switch provides added safety.




- Automatic lubricator provides lubrication to the sawblade.
- Proper lubrication results in low noise running.
- The lubricator is also a cooling gear for the hydraulic system.

Features and Construction:


- The machine is movable, and does not require a foundation to install.
- Workpieces are easily fed into and removed from the machine.
- The saw tension can be read from the tension indicator.
- A counterweight controls the blade tension.
- Micrometric adjustment is effected by a handwheel.
- Saw guides are coated with Bakelite for high wear resistance.
- Dynamically balanced upper and lower wheels ensure smooth machine running.
- Bronze pieces are provided for wheel cleaning.
- The machine's double cast iron support arms suit heavy-duty cutting.



- The table gives adequate space for convenient infeed and outfeed for resawing.
- The auxiliary table rollers are easy and convenient to use.



- The fence is heavily constructed for high stability.
- Fence adjustment is fast and simple.



- The machine is movable, and does not require a foundation to install.
- The heavy-duty lower wheel is dynamically balanced for smooth running.
- The saw wheels run on precision bearings.

Automatic Features and Construction:

- The feed speed is operated by a hydraulic system, which makes the machine suitable for cutting a range of lumber types.
- Feed roller movement is actuated by a combination air and hydraulic system.
- The feed rollers can be switched to an automatic or semi-automatic status. This saves time when working with different types of lumber.
- The powered elevation of the upper wheel makes blade replacement easy (TF-900 only). A handwheel is provided for micrometric adjustment.

SPECIFICATIONS

MODEL	TF-700	TF-900
Cutting capacity	375 x 375 mm	530 x 530 mm
Min. cutting thickness	3 mm	3 mm
Distance from fence to blade	185 mm	230 mm
Distance from feed roller to blade	190 mm	300 mm
Wheel diameter	700 mm (28")	900 mm (36")
Wheel width	90 mm (3- 1/2")	90 mm (3- 1/2")
Width of blade	100 mm (4")	100 mm (4")
RPM of blade	750 RPM	700 RPM
Length of blade	4850 mm	5760 mm
Feed speed (Variable)	0-30 M/min	0-30 M/min
Wheel drive motor	20 HP	30 HP
Hydraulic pump motor	2 HP	2 HP
Powered elevation of upper wheels	-	1/4 HP
Net weight	1500 kgs	2600 kgs
Gross weight	1700 kgs	2800 kgs
Packing dimensions	2300 x 1350 x 2250 mm	2730 x 1420 x 2550 mm

*All specifications, dimensions and design characteristics shown in this catalogue are subject to change without notice.

HOLYTEK

HOLYTEK INDUSTRIAL CORP.

9F-1, NO. 400, SEC. 1, CHANG PING RD., TAICHUNG, TAIWAN, R.O.C.

TEL: 886-4-2245-2818 (REP.) FAX: 886-4-2243-6928

E-mail: holytek@ms13.hinet.net

<http://www.holytek.com.tw>

2000.01.2008