


SOLUTIONS FOR THE FUTURE

# Our Range of Products



*9 Arguments for  
complete system applications  
in the recycling technology*

# **vecoplan**

*World Wide - World Class*



■ *Single and double shaft-shredders, slow turning rotor, enabling low noise and less dust, with vertical material input. Reduction of wood, plastics, paper and other recycling material, large dimension input hopper, patented cutting system. Hydraulic ram feed. Machine damage protection from foreign parts.*

*Special designs available, e. g. hydraulically operated bridge-breaker.*



## Technical Details

### ① **Shredder**

*Throughput capacity up to 400 kgs/h. Rotating counter knife shaft. Patent pending.*

### ② **Pre- and Re-shredder**

*Throughput capacity up to 20,000 kgs/h. Economic coarse reduction by the intelligent double-rotor technology and pneumatic machine damage protection. Pre-shredding of used timber and green waste.*

### ③ **Shredder, medium size**

*Throughput capacity up to 3,000 kgs/h. Hydraulic ram feed. Machine damage protection.*

### ④ **Shredder "Semi-Mobile" medium sized series**

*Throughput capacity up to 3,000 kgs/h. Installed on multi lift frame.*

### ⑤ **Shredder, heavy design**

*Throughput capacity up to 30,000 kgs/h. Pneumatic pre-tensioned counter knife as machine damage protection, bridge-breaker for efficient material feed.*



# 2

## Chippers



■ *Drum and disc chippers with horizontal input for the production of high quality chips for raw material to produce chipboard, paper pulp, wood and fuel. Used directly in the production line in sawmills for the evacuation of residue wood. Chipping knives secured by the reliable VECOPLAN centrifugal wedge systems.*



### Technical Details

① **Drum Chipper**

*Throughput capacity up to 2,000 kgs/h. Used in sawmills and carpenters workshops, for long pieces of waste. Pneumatic chip evacuation.*

② **Drum Chipper, medium size series**

*Throughput capacity up to 15,000 kgs/h. Used in sawmills in the production line for long pieces of wood waste.*

③ **Drum Chipper, heavy duty series**

*Throughput capacity up to 80,000 kgs/h. Machine for chip production from logs, bamboo, slabs and edgings.*

④ **Pre-shredder, high speed rotor**

*Throughput capacity up to 20,000 kgs/h. For the pre-shredding of used timber and large pieces of wood waste.*

⑤ **Disc Chipper**

*Throughput capacity up to 8,000 kgs/h. Horizontal feed. Used in sawmills for long pieces of residue waste.*



# 3

## Re-shredder



■ *Quick and slow rotating cutting systems, for the re-shredding or pre-shredded*

*material. Input material shall be free from foreign parts.*

*Suitable for the following material: plastic, wood, paper.*



### Technical Details

#### ① Re-Shredder

Throughput capacity up to 30,000 kgs/h. Usable universally, alternatively as hammer or cutter rotor. Vertical feed. Machine fracture protection.

#### ② Re-Chipper

Throughput capacity up to 8,000 kgs/h. High speed drum chipping rotor with vertical feed, mainly for the re-shredding of screened oversize material.

#### ③ Hammer Mill

Throughput capacity up to 15,000 kgs/h. Preferable for the re-shredding of used pre-reduced timber.

#### ④ Granulator

Throughput capacity up to 5,000 kgs/h. Specially designed blow bar rotor to produce small size granulate.

### Innovation for plastics – the One-Step Granulator (capacity: 800 – 1.500 kg/h)

■ *The One-Step Granulator is able to shred solid and bulky plastic material to a granulate size of approx. 6 mm in one step, depending on the chosen screen hole diameter. Direct economy is due to the process combination of pre- and re-shredding in one single machine. A further advantage is that larger charges, for instance the complete load of an iron box can be fed at once. The continuous manual feeding as it is often normal in the plastic field is obviously simplified.*



# 4

## Conveying Technology



■ *Economic conveying technology, adapted to the requirements for feeding, discharge, collection, storage and loading. Custom-made conveying system in accordance with customer's requirements and the local situation.*



### Technical Details

#### ① **Drag Chain Conveyor**

*For horizontal, inclined and vertical transport of sawdust, chips and other bulk goods. Low noise, dust-proof, sealed design.*

#### ② **Conveyor Belt**

*As flat or trough belt for large bulk feeding and discharge capacities chipper feeding belt with reinforced design.*

#### ③ **Screw-conveyor**

*For gauged and regulated transport of bulk goods. Single or double shaft screw conveyors for horizontal and inclined transport.*

#### ④ **Loading-conveyor**

*For the balanced loading of containers and trucks by lifting, sinking and movable chain conveyor.*

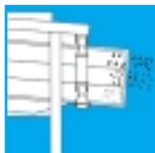
#### ⑤ **Vibrating conveyor**

*Horizontal transport of short and long pieces of wood waste, sawdust, chips and plastic. Optional extra: screening section, metal free zone, air bridge.*



# 5

## Screening Machines



■ *Various screening technologies. For the screening of up to four different fractions*

*within one aggregate. Removal of coarse pieces is possible. Screen can be integrated in conveying sections. Efficient screening on minimum surface.*



### Technical Details

① **Oscillating Screening Machine**

*For large capacities up to 250 cu per hour. Screening of up to four fractions.*

② **Rotary Screening Machine**

*For medium capacities up to 100 cu per hour. Installation above storage boxes is possible, with up to four fractions going directly into silos.*

③ **Excentric Shaft Screening Machine**


*For screening of up to three fractions, preferably integrated into the conveying line.*

④ **Roller Separator**

*For the separation of long pieces of wood. For troublefree operating of subsequent conveyors and heating installations.*

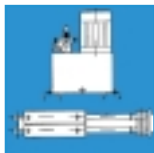
⑤ **Star Screen**

*For the efficient separation of fine particles.*



# 6

## Silo Discharge Device



■ *Storage and discharge of rectangular silos, with a storage volume up to*

*1000 cu.m. For incinerator plant, continuous discharge designed for 24 hours operation. For loading and unloading of vehicles from silos. Discharge from bunkers.*



### Technical Details

#### ① **Push Rod Discharger**

*For large storage capacities and discharge capacities up to 100 cu.m. per hour. For continuous feeding of heating installations.*

#### ② **Conveyor for loading and unloading**

*As lifting, sinking and movable unit with conveying capacities up to 300 cu.m. per hour. For fully automatic silo filling and truck loading or boiler feeding in fully automatic operating.*

#### ③ **Drag Chain Discharger**

*For silo discharge by conveying chains. For fully automatic silo filling and truck loading. Also suitable for feeding of heating installations.*

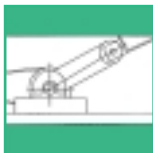
#### ④ **Screw Discharger**

*For discharge of chips and sawdust from bunker installations.*




# 7

## Feed Regulating Conveyors



■ For gauged and regulated feeding of wood, chips, sawdust, bark and plastic. The regulated feeding is done by vibration technology, discharge by screw or push rod.



### Technical Details


- ① **Vibratory-Batchfeed-Conveyor**  
Storage bin for regulated feeding into subsequent conveyor.
- ② **Vibrating-Regulating-Conveyor**  
Feeding and storage bin for heating installations for spreading the fuel across the complete width of the boiler grate.
- ③ **Vibrating Conveyor-Table**  
For material collection and the regulated feeding of subsequent conveyors. Suitable for sawmills.
- ④ **Regulating Silos**  
For storage of fuel, used for feeding of heating installations. Controlled feeding rate by screw discharge or push rod system.





# 8

## Separation Technology



■ Dry separation process for reduced materials such as: wood, plastic, paper, ferrous and non-ferrous metals. Also for separation of similar materials of different density. Separation by gravity separator, air or magnetic technology. Efficient systems with low maintenance.



### Technical Details

#### ① **Overbelt Magnetic Separator**

For separation of ferrous metals, installed above conveyor belts or vibrating conveyors.

#### ② **Magnetic Head Rollers**

For separation of ferrous metals. Integrated in conveyor belts or as a separate unit installed in the outlet chute of conveyors.

#### ③ **Induction Separator**


For separation of ferrous and non-ferrous metals.

#### ④ **Permanent Magnet**

Magnet for small quantities of ferrous metals, such as nails and metal fittings.

#### ⑤ **Dry Separator**

Air stream separation, and in the case of material fractions of different density, connected to vibrating conveying technology. Additional separation of fine particles and dust.





■ As machine safety device, to protect against metal foreign parts. There are 3 versions a) situated underneath the conveyor system, b) directly integrated in the conveyor or c) as an overall shield coil detector.

## Technical Details

### ① **Metal Detecting Coil**


For installation under conveyor belt with detecting height up to approx. 120 mm.

### ② **Metal Detecting Coil**

Integrated directly into the trough of vibration conveyors. Detecting height up to approx. 180 mm.

### ③ **Metal Detecting Coil**

All round coil for large chipping installations with adjustment of sensitivity.



**Reliable for environment**

***Competence and  
reliability combined  
since thirty years***

■ *Planning, construction, assemblage and service under one roof. VECOPLAN uses her own know-how and the expertise to the customers' advantage.*

*We advise and brief our customers on all aspects of the operation, including market conditions, so that the best overall results can be achieved.*

*We know you expect the very best, and we can guarantee it, because our machines are the most reliable on the market - confirmed by our achievements and success.*





- plastic recycling*
- sawmill disposal*
- chipping installations*
- used wood recycling*
- boiler-feeding systems*
- RDF-processing*
- paper reduction*
- data reduction*
- waste recycling*



# vecoplan

**World Wide - World Class**

VECOPLAN  
 Maschinenfabrik GmbH & Co.KG  
 Vor der Bitz 10  
 Gewerbegebiet Eichenstruth

D-56470 Bad Marienberg  
 Tél.: +49 (0) 26 61/62 67-0  
 Fax: +49 (0) 26 61/62 67-70  
 E-mail: [vecoplan@vecoplan.de](mailto:vecoplan@vecoplan.de)  
 Internet: [www.vecoplan.de](http://www.vecoplan.de)