


# HighSpeed Series

Strong and flexible high speed machines  
for profiling, planing, and sawing



## WACO and WEINIG present: The HighSpeed Series

Striving for that coveted number one position in your industry? It's a little easier with a machine from the Hydromat series, brought to you by the world market leaders in moulder and planer technology. WACO and WEINIG present the latest in an innovative line of high speed machines for achieving the utmost in quality. Defined by its high performance capacity of up to 600 m/min (2,000 ft/min) and the incredible surface quality of the finished product, even at top speeds, Hydro-mats are flexible and ideal for both large and small production demands.

### The Hydromat –

Several advantages to help you get the edge on your competition:

- Excellent performance
- Superior surface quality
- Precise dimensions
- Simple to learn
- Easy to operate
- Durable
- Optimal solutions for every requirement
- Easy integration into existing production with WEINIG system solutions
- Special solutions for unique applications
- Safe





Regardless of your production needs, the quality must be top notch and at the right price. The Hydromat Series meets both of these requirements. From the Hydromat 1000 to the power-packed Hydromat 6000, these modular systems allow for practically any spindle arrangement for your particular applications. You have the flexibility to build your individual production support around the machine itself: cutter heads, measuring and data systems, set-up aids, knife grinders and feeders. All from one source. All from the WEINIG GROUP – productivity without limits, intelligently customized to your unique production process.






**Hydromat Series: Maximum feed speed by model**

Products:	Mould-ings	Construction-battes		Profile boards			Construction timber and lumber			
		25	60	80	100	150	200	250	300	350
Feed: (m/min)										
<b>Hydromat 1000</b>	[Bar from 25 to 60]									
<b>Hydromat 2000</b>	[Bar from 25 to 80]									
<b>Hydromat 3000</b>	[Bar from 25 to 100]									
<b>Hydromat 4000</b>	[Bar from 25 to 150]									
<b>Hydromat 5000</b>	[Bar from 25 to 200]									
<b>Hydromat 6000</b>	[Bar from 25 to 350]									


## Machine technology from WACO and WEINIG: Decades of proven, worldwide experience

A high quality, heavy cast iron base absorbs vibration and is the solid, stable platform for our high-precision spindles and smooth, robust feed system. Our precise spindle construction uses heavy duty bearings that contribute to quiet operation and incomparably smooth surfaces on all end products – even when under a heavy load.



## Hydromat 1000 by WEINIG: Universally strong

Welcome to the world of HighSpeed moulding and planing technology! With this model, you can produce at extremely efficient and profitable levels. All Hydromats are easy to operate and offer such useful options as straight and profile jointers, high-end motor performance, and feed speeds up to 60 m/min (200 ft/min) to produce practically any profile. Whether you have a large or small run, the efficient Hydromat always produces outstanding surface quality. Both the 5 and 6 spindle models are extremely space-saving and compact.



## Hydromat 2000 by WEINIG: Best seller in the HighSpeed Series

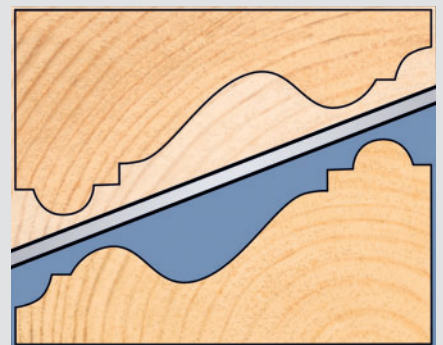
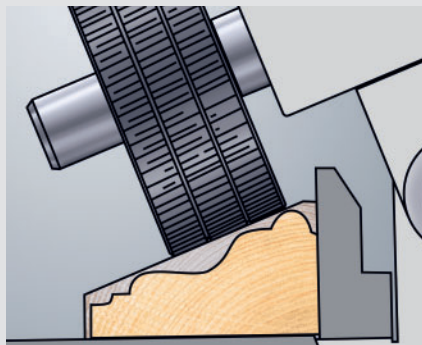


Running at feed speeds of up to 100 m/min (330 ft/min) and with a working width of up to 300 mm (11 ¾ inches), the Hydromat 2000 proves itself with impressive capacity and work piece quality. To guarantee maximum productivity, available equipment includes straight or profile jointers, outboard bearings for the best surface finish, and motor power up to 37 kW (50 hp) for large chip removal. This machine has a heavy-duty feed system and driven rollers above and within the table, with tilting vertical spindles and feed. When combined with WEINIG's Memory System for fast and precise resetting and PowerCom for simple and quick changes, the Hydromat 2000 is the epitome of fast setting and productivity.

## Hydromat 3000 by WACO: Fastest for mouldings and panels

Encompassing all the know-how of the WEINIG GROUP, the Hydromat 3000 offers excellent surface finish for mouldings, paneling, and S4S at a feed speed of up to 180 m/min (600 ft/min). Its high-precision spindles with hydroclamped outboard bearings, remotely activated straight and profile jointers, as well as its quick setting time using the proven PowerCom System, make it the fastest in its class – all while offering simplicity of operation.

A wide selection of equipment supports multiple applications: motor ratings of up to 53 kW (70 hp), short distances between rollers, multiple feed wheels, tilting feed for bevel resawn products, a sawing unit for horizontal ripping, and much more.



## Hydromat 4000 by WACO: Planing and profiling up to 300 mm (11 ¾") width



The ideal machine for producing beams, S4S boards, paneling and mouldings, with a feed speed of up to 200 m/min (660 ft/min). Opposing vertical spindles help ensure parallel edges, and large feed wheels ensure a strong, positive feed – even with wet or dense wood. Offering from 4 to 6 spindles, this compact machine fits into every size production. Heavy-duty spindles provide high quality moulded or planed products, and also allow for ripping. The Hydromat 4000 is also available with a sawing unit for high-output horizontal ripping.

## Hydromat 5000 by WACO: Quality and speed – a superior combination

Introducing the heavy-duty machine for your high capacity needs, and a safe investment in the future of your business. Whether for profile products or construction lumber, with feed speeds of up to 400 m/min (1,320 ft/min) and a motor rating of up to 110 kW (150 hp), it is all within your reach. The Hydromat 5000 is flexible enough to fit into any size production process, large or small, and its modular construction means virtually any required spindle combination is possible.





## Hydromat 6000 by WACO: Experience the entire power package!

The Hydromat 6000 is a revolutionary machine concept for high speed production of your product, with feed speeds of up to 600 m/min (2,000 ft/min). Solid wood processing occurs at lightening speed, while the patented PowerLock System keeps production efficient and profitable. Tool changes start and finish with the press of a button, providing enormous reductions in setting times and the cost and maintenance of tools.

The PowerLock System opens up a world of new opportunity! Tool changes happen in a flash, and motorized spindle positioning means wood dimensions can be changed just as quickly. Spindle arrangements can be specialized for your production needs, driven by motor ratings of up to 200 kW (270 hp).

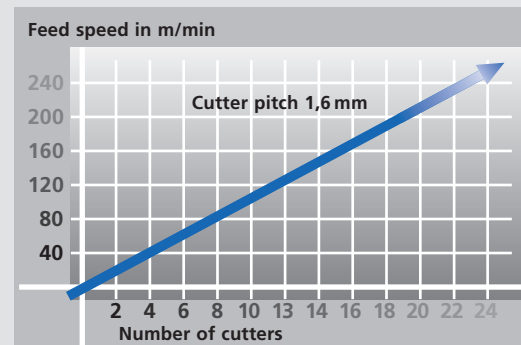
New: Vertical spindles with large axial adjustment options, and cooling systems for tables, guides and pressure elements.

The result of these new technological advantages – products with outstanding surface quality.



## Jointing technology from the expert: Top quality with feed speeds of up to 600 m/min (2,000 ft/min)

All knives must be in the same cutting circle to ensure a superior surface finish. This precise knife jointing system, in connection with hydro-head technology, is only offered by WACO and WEINIG – technology that has proven itself with users for over 25 years.



Remotely controllable straight jointer with automatic joint stone infeed.

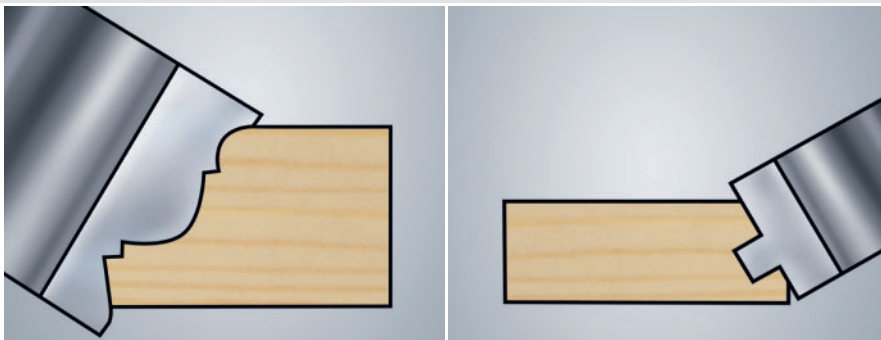


Remotely controlled fully automatic profile jointer with automatic joint stone infeed.



## Additional options for the Hydromat: Clever solutions with results

Modern production means individuality and diversity. Personalizing your Hydromat to fit your production needs is easy with our optional equipment.



For the trickier tasks in your production, use a **universal spindle**. It's like having one more spindle on each side, and can solve your most complicated component demands in one pass.

### The 2<sup>nd</sup> right vertical spindle

is positively inclinable from 0 – 45° and is used when diagonal rabbets or other profiles have to be milled from the right side.



Use the **sawing unit** as a spindle element at the end of the machine for producing veneers for parquet, laminated wood or for horizontal ripping. Small kerfs, separating combs with spraying equipment to prolong service life, and high motor ratings offer feed speeds far higher than the industry standard. As a result, you can considerably increase production performance. You can face glue right from the sawing unit. No additional surface preparation is required.

## Ripping with the Hydromat: Plane, profile and saw – all in one working cycle



Why handle a work piece three different times? Ripping with the Hydromat means combining several production steps into one, drastically increasing your productivity and obtaining greater precision in the process. High motor horse powers allow for several saw blades or allow you to saw thicker than normal wood.

## Intelligent Hydromat controls: High-tech made easy


The times when only skilled specialists were able to operate advanced machinery are gone. User friendly and a large memory capacity make the PowerCom System the perfect control center for your Hydromat. You can store your specific profile and tooling data then retrieve it easily with the press of a button. The simple to use touch screen guides the operator quickly through every application, making it easy to decide which work settings to automate, which data to manage and which working cycles to mechanize.



## Automation concepts for the Hydromat: Flexibility and performance at its best

No individual operator can feed the Hydromat as fast as it is able to process material, and the same applies to removing the final planed or profiled product. Full potential in speed and performance can only be achieved with the best equipment, which is why our engineers have designed made-to-measure infeed and outfeed lines – flexible enough for your individual demands.

Band resaws by WACO are ideal for deep ripping depths. Whether a single or double band, WACO resaws are massive, reliable and always the right solution for any requirement.





**WEINIG TOOLS**

The best machine is only as good as its tooling, which is ultimately responsible for the quality of the work piece. For our planers and moulders, we recommend proven original WEINIG tools.



## The total package from WACO and WEINIG: Genuine Hydromat accessories

Our new machine concept involves more than just the Hydromat itself. We offer several individual accessories that compliment the machine to ensure increased production and reduced production cost, preparing you for the challenges of the future.



### OptiControl PowerCom

The PowerCom measuring system puts your moulder online for safe operation, transmitting all data directly to the machine PC. Setting data is automatically displayed at the appropriate spindle, further reducing your machine's setting times.



### Grinding, sharpening and profiling with the Rondamat

Whoever can deliver the fastest definitely has the advantage, so why not produce your own tools in the shortest amount of time? From manual to fully automatic, we have the right grinder for every requirement.



### Automatic template production

Enjoy the flexibility of quickly producing your own profiling tools. The template milling machine can precisely produce your required profile without a drawing, and repeat it as often as necessary. Ideal for multi-battens – draw it once, then duplicate as needed.



### The Tool Lifter VH

Saves on heavy lifting and excessive setting time while reducing tool damage. Can be used with horizontal and vertical spindles.

### MTS-System

Perfect and gentle tool cleaning – quiet, environmentally friendly and fully automatic.

## Technical Data


### Standards and options

This table shows the essential distinguishing features between the individual models. Your WEINIG and WACO expert will be pleased to provide you with even more detailed information when taking your individual requirements into consideration.

	Hydromat 1000	Hydromat 2000
Working width [option]	20 – 230 mm (1/2" – 9 1/16")	20 – 230 mm [300 mm] (1/2" – 9 1/16" [11 3/4"])
Working height [option]	8 – 160 mm (5/16" – 6 5/16")	8 – 160 mm (5/16" – 6 5/16")
Number of spindles	5 / 6	5 – 10
Spindlediameter (standard)	50 mm (1 13/16")	50 mm (2 1/8")
Horizontal spindles with counter-bearing	○	○
PowerLock System	—	—
Spindle speed 6000 rpm	●	●
Straight jointer and profile jointer system	○	○
Memory System	○	○
PowerCom	○	○
PowerCom Plus	○	○
Spindle adjustment with electronic display	○	○
Motor-driven axles for setting width and thickness	○	○
Motor-driven axles all spindles	○	○
Feed speed mechanical	36 m/min (120 ft/min)	36 m/min (120 ft/min)
Frequency controlled feed speed [option]	60 m/min (200 ft/min)	60/80/100 m/min (200 / 260 / 330 ft/min)
Hardened machine table	—	—
Chromium-plated machine table	●	●
Motor ratings – 1st spindle below	7,5 – 18,5 kW (10 – 25 hp)	7,5 – 22 kW (10 – 25 hp)
Motor ratings – vertical spindle	7,5 – 15 kW (10 – 20 hp)	7,5 – 15 kW (10 – 20 hp)
Motor ratings – horizontal spindles above & below [2]	7,5 – 37 kW (10 – 50 hp)	7,5 – 37 kW (10 – 50 hp)
Motor ratings – feed	4 – 7,5 kW (5.5 – 10 hp)	5,5 – 22 kW (7.4 – 30 hp)
Short feed table 1.2 m (4 ft), 3-roller feeder	●	○
Short feed table 0.7 m (2.3 ft), 3-roller feeder	—	●
Short feed table, 4-roller feeder	—	○
Short feed table with 220 mm (8 5/8") feed rollers	—	○
Short feed table with 250 mm (10") feed rollers	—	—
Diameter feed rollers	140 mm (5 1/2")	140 mm (5 1/2")
Cutting circle 1st spindle below	125 – 180 mm (5" – 7 1/8")	125 – 180 mm (5" – 7 1/8")
Cutting circle vertical spindles [option]	112 – 250 mm (4 3/8" – 9 7/8")	112 – 250 mm (4 3/8" – 10")
Cutting circle sawing spindle below [option]	—	—
Cutting circle top and bottom (2) spindle	112 – 250 mm (4 3/8" – 9 7/8")	112 – 250 mm (4 3/8" – 10")
Adjustment range vertical spindle (axial)	80 mm (3 1/8")	80 mm (3 1/8")
Adjustment range horizontal spindle w/out 1st below (axial)	45 mm (1 3/4")	45 mm (1 3/4")
Driven roller in machine table	○	○
Driven roller in outfeed table	●	●
Floating spindles	—	—
Left-handed model	—	—

Subject to technical modifications. Statements and pictures in this brochure may also include optional extras which are not included in the standard serial equipment.





Hydromat 3000	Hydromat 4000	Hydromat 5000	Hydromat 6000
30 – 300 mm (1 1/2" – 11 3/4")	50 – 300 mm (1 1/2" – 11 3/4")	30 – 300 mm (1 1/2" – 11 3/4")	50 – 300 mm [350 mm] (1 1/2" – 11 3/4" [13 3/4"])
10 – 120 mm (3/8" – 4 3/4")	10 – 150 [200] mm (3/8" – 6" [8"])	10 – 150 [200/250] mm (3/8" – 6" [10"])	12 – 150 mm (1/2" – 6")
1 – 10	4 – 6	1 – 12	4 – 9
50 mm (2 1/8")	50 mm (2 1/8")	50 mm (2 1/8")	80 mm (3 1/8")
●	●	●	●
—	—	—	○
●	●	●	●
○	○	○	○
—	—	—	—
○	○	○	—
○	○	○	●
○	○	○	●
○	○	○	●
○	○	○	●
—	—	—	—
120 [180] m/min (400 [590] ft/min)	150 [200] m/min (500 [660] ft/min)	150 [200/300/350/400] m/min (500 [660/1000/1160/1320] ft/min)	600 m/min (2000 ft/min)
●	●	●	—
○	○	○	●
7,5 – 53 kW (10 – 70 hp)	11 – 53 kW (15 – 70 hp)	11 – 53 kW (15 – 70 hp)	55 – 200 kW (75 – 270 hp)
7,5 – 53 kW (10 – 70 hp)	11 – 53 kW (15 – 70 hp)	11 – 53 kW (15 – 70 hp)	55 – 200 kW (75 – 270 hp)
7,5 – 53 kW (10 – 70 hp)	11 – 53 kW (15 – 70 hp)	11 – 90 [110] kW (15 – 120 [150] hp)	55 – 200 kW (75 – 270 hp)
22 – 37 kW (30 – 50 hp)	22 – 45 kW (30 – 60 hp)	22 – 75 kW (30 – 100 hp)	81 – 150 kW (110 – 200 hp)
—	—	—	—
—	—	—	—
●	●	●	●
●	—	—	—
—	●	●	● (300 mm) (11 3/4")
170 / 220 mm (6 3/4" – 8 5/8")	250 mm (10")	250 mm (10")	300 mm (11 3/4")
160 – 260 mm (6 5/16" – 10 1/4")	180 – 260 mm (7 1/8" – 10 1/4")	180 – 260 mm (7 1/8" – 10 1/4")	260 – 350 mm (10 1/4" – 13 3/4")
160 – 260 mm (6 5/16" – 10 1/4")	180 – 260 mm (7 1/8" – 10 1/4")	180 – 260 [300] mm (7 1/8" – 10 1/4" [11 3/4"])	260 – 350 mm (10 1/4" – 13 3/4")
—	—	[300/400/500] mm [11 3/4"/15 3/4"/19 3/4"]	—
160 – 260 mm (6 5/16" – 10 1/4")	180 – 260 mm (7 1/8" – 10 1/4")	180 – 260 mm (7 1/8" – 10 1/4")	260 – 350 mm (10 1/4" – 13 3/4")
30 [100] mm (1 3/16" [4"])	30 mm (1 3/16")	30 [100] mm (7 1/8" – [10 1/4"])	100 mm (4")
30 mm (1 3/16")	30 mm (1 3/16")	30 mm (1 3/16")	—
●	●	●	●
●	●	●	●
○	—	○	—
—	—	○	—

Some of the photos show the machine with the protective covers removed.

● Standard

○ Option

## You can expect a lot from us: WEINIG GROUP – Your partner for the future

You can concentrate on your business, let us do everything else! The WEINIG GROUP is not only the leading manufacturer for the solid wood processing industry, we lead this industry in technology and ideas! WEINIG offers comprehensive services and system solutions – all the way to complete turnkey production plants – making the WEINIG GROUP the all-around ideal partner where the focus is always on flexible, profitable production.



### The WEINIG ExpoCenter

In our ExpoCenter we can demonstrate to you how our top technology can benefit your operation. Here you can get a close-up view of all our machines.



### Training

We want to ensure you get the maximum benefit from your investment as fast as possible. World-class WEINIG training takes care of that. Effective operator training classes taught by experienced WEINIG experts make sure that the machine will be fully productive within the shortest time frame.



### Kaizen

WEINIG's own manufacturing process is successfully organized according to the Kaizen method. In a continuous improvement process, quality and efficiency are increased step by step. You can benefit from this at your plant. We will gladly pass on to you our many years of experience.



### Service

With sales and service companies located on all continents and a large, mobile team of service technicians, we guarantee a worldwide standard of service that is unique in the industry. Fastest spare parts delivery everywhere and employees who speak your language are part of our reputation for the finest customer support anywhere.

**WEINIG**

World market leader  
for moulders

**WACO**

No. 1 for high-speed  
moulders and planers

**GRECON**

High-performance finger  
jointing lines

**DIMTER**

Specialist for optimizing  
cross-cut saws and gluing  
presses

**RAIMANN**

Top technology for  
rip optimization

**CONCEPT**

Your competent partner  
for complete system  
solutions

## The WEINIG GROUP: We seamlessly combine all components of solid wood processing

### Including full turn-key production plants

To build innovative machines is one thing, to offer system solutions is something else. More and more, our customers want the entire factory. That's a case for our team at WEINIG CONCEPT. Here the competence of the WEINIG GROUP combines in a special way. From planning to the turn-key production plant, our professionals handle it all. Worldwide. For you.

### A strong team

Every member of the WEINIG GROUP is a leader in their product specialty. This creates valuable synergy that ultimately benefits you and your business.



# HighSpeed Series



WACO JONSEREDS AB  
Skackelvägen 1  
S-30 107 Halmstad  
Sweden

Telephone +46 35 / 17 67 00  
Telefax +46 35 / 17 67 80  
E-mail [info@waco.se](mailto:info@waco.se)  
Internet [www.waco.se](http://www.waco.se)

MICHAEL WEINIG AG  
Weinigstrasse 2/4  
97941 Tauberbischofsheim  
Germany

Telephone +49 (0) 93 41 / 86-0  
Telefax +49 (0) 93 41 / 70 80  
E-mail [info@weinig.de](mailto:info@weinig.de)  
Internet [www.weinig.com](http://www.weinig.com)