



SMT-RP



Front view of the SMT 5TS.M/8Cf RP 3500 x 750 S (without metallic protection)



View of the cutting head with circular saw-blades and of the hold-down system with wheels



The Multiple Transversal Saws "SMT-RP" are a type of machines that has been devised for executing precision transversal V-cuts on narrow strips and with grooves, which are coated with PVC or with not bending materials, which need the adhesive tape application, such as laminated and melamine. These machines have a high efficiency and are used for the production of medium and big quantities of drawers and other details, which are assembled with Folding system.

All the movements during the production phase are automatic: the first operator has to lay the work-pieces on the preloading device and the second operator has to discharge the pieces from the lifter at the end of the milling phase.

If the work-pieces are coated with melamine or laminated materials, the machine will be equipped of automatic taping devices (optional) and then, if the worked pieces in one cycle are more than one, it is necessary to cut the adhesive tape that keeps them together.

The SMT 5TS.M/8Cf RP 3500 x 750 S features a precise and compact steel structure, which gives to it a high sturdiness and, moreover, it is provided with:

- 1 pre-loader with 4 arms, on which the panels are manually placed during the cutting phase, so as to be then automatically charged at cycle start;
- 1 adjustable side fence for supporting the work-pieces during the preloading phase
- 5 vertical hold-down groups with wheels that push the panels on the movable supports, in order to secure the adherence also of pieces longitudinally deformed;
- 1 lifter with 6 arms, which act at the end of the milling

phase and set free the table, in order to enable it to return quickly to the loading position

- 1 rectified table with centesimal tolerance that slides on two tracks anchored to the shoulders of the machine, equipped with quick return so as to obtain a continuous working cycle.

The table is provided with:

- 5 movable supports (3 doubles and 2 simple), which assure the positioning of the work-pieces perfectly in square with the table; the supports are equipped contrasts to the milling, which act automatically against the bottom surface of the panels and against the edge, in order to avoid any chippings to the "V" angle; the positioning of the supports takes place manually in axis to the milling, through hand wheel and rackwork, with millimetric readout on the table
- 5 heads type "TS", each made up of 2 motors fixed at 45 degrees, for obtaining "V" cuts and equipped with
- motorized horizontal positioning: heads moving through trapezoidal screws with automatic lubrication; position readout through mechanical counter with decimal resolution
- simultaneous vertical positioning of the two motors: manually adjustable through screw and with position readout on digital mechanical counter and centesimal dial gauges
- manual axial regulation of the motors, in order to compensate the reduction of the mills diameter after the sharpening
- devices for setting free the parts in motion from the working scraps

- safety devices, which stops the table in the following events:

- wrong positioning of the work-pieces
- thermic intervention on the motors
- accident prevention protections for avoiding the involuntary entrance to the parts in motion
- 1 safety screen against splinters of plastic material, placed frontally on the whole lengthwise of the milling zone
- 1 photoelectric barrier on the front side of loading
- 1 metallic protection on the rear side of loading, provided with a movable interlocked protection, so as to permit the

entrance to the dangerous sides of the machine and to execute the maintenance and setting operations

ELECTRIC AND PNEUMATIC EQUIPMENTS

They are housed in the two side frames of the machine. They are easily accessible by opening the doors, which switch off the tension. The equipment is provided with thermic relays, controlled through push buttons placed on pendant control panel.

All the equipments comply with CE safety regulations in force.



Some examples of worked pieces

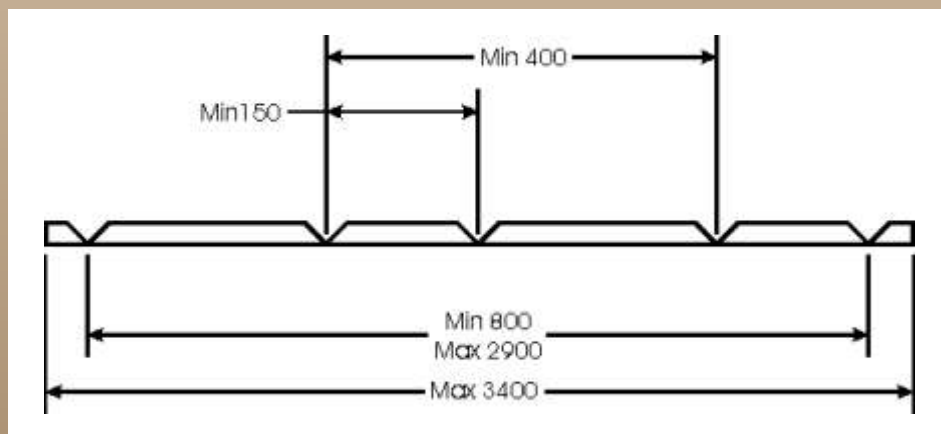
SMT-RP

TECHNICAL DATA		
no. 8	Cutting motors, quipped with electronic braking modules (f)	2,5 kW - 3000 r.p.m. tool nose Ø 30 x 47 mm
no. 8	Suction hoods	inlet Ø 80 mm (for circular saw-blade of Ø 250 mm)
no. 1	Brushless motor for cutting advancement e return table	C.A. 6,6 Nm
	Advancement working speed, electronically adjustable	from 2 to 30 m/min'
	Max. return speed of the table	40 m/min'
	Rated Voltage	400 V / 50 Hz
	Control push-button Voltage	24 V
	Internal distance between side frames	3500 mm
	Max. cutting thickness	20 mm
	Max. cutting width	720 mm
	Max. working capacity lenghtwise	3100 mm
	Production	180 cycles/h approx.
	Dimensions	4140 x 4050 x 1900 mm
	Weight	3800 Kg. approx.

ON REQUEST:

- Workpieces lifting system equipped with motorized translator, for eventual automatic unloader
- Automatic taping groups for adhesive tape application
- Horizontal positioning of the heads controlled by NC

WORKING LIMITS:



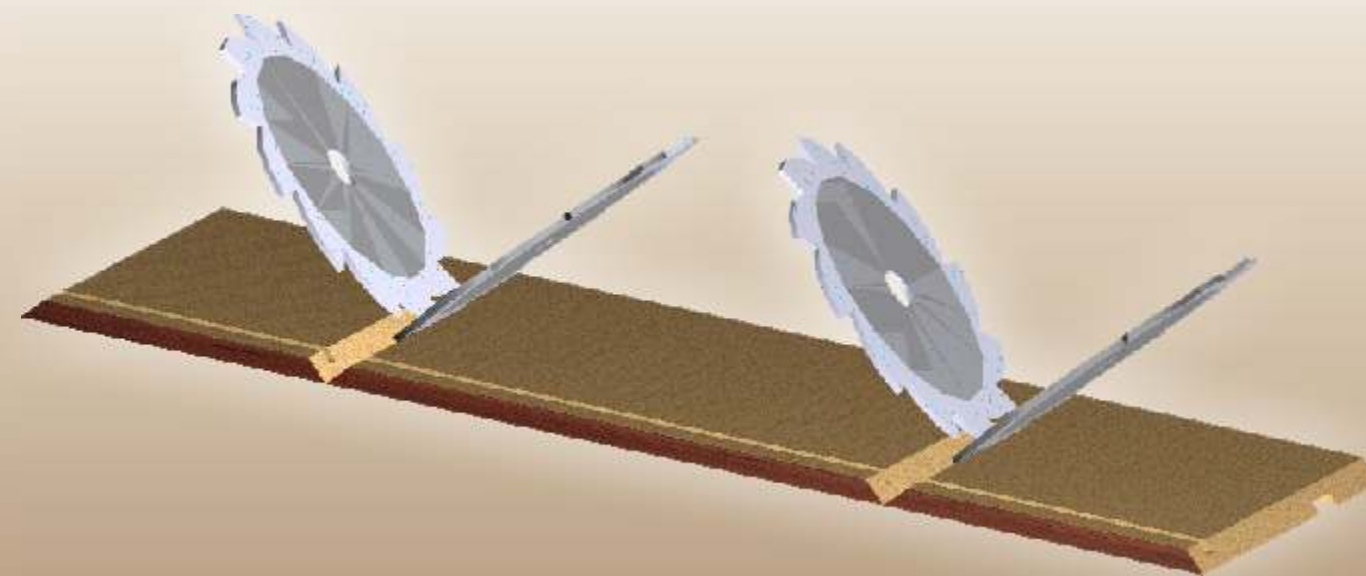
MARIO ZAFFARONI & Figli s.r.l.
SPECIAL PANEL PROCESSING
MACHINES AND PLANTS

22078 TURATE (CO) - Via Centro Industriale Europeo, 24
 Tel. +39 02 9688453 Fax. +39 02 9682718
 e-mail: info@zaffaroni.com http://www.zaffaroni.com



Vers. 05.2011

SMT-RP



Working Centre for the "Folding" technology

Model

5TS.M/8Cf RP 3500 x 750 S